


THE PRESTON PARTNERSHIP, LLC
A MULTI-DISCIPLINARY DESIGN FIRM

1000 ABERNATHY ROAD NE, SUITE 600
ATLANTA, GEORGIA 30328
TELEPHONE: 770 396 7248
FAX: 770 396 2945


WWW.THEPRESTONPARTNERSHIP.COM

CONSULTANT



PROJECT # 02109
KTD Consulting Engineers
ALTAMONTE SPRINGS, FL.
237 S. WESTMONTA DR.
PIK 407.834.7900
FAIRFAX, VA.
1840 MAIN STREET
PIK 703.330.2869
www.ktdengineers.com

SEAL



I CERTIFY THAT THESE DOCUMENTS WERE PREPARED OR APPROVED BY ME, AND THAT I AM DULY LICENSED ARCHITECT UNDER THE LAWS OF THE STATE OF MARYLAND. LICENSE NUMBER 19848 EXPIRES ON 24th SEPTEMBER, 2004.

PROJECT

ARCHSTONE
KENTLANDS

MARYLAND

FOR

ARCHSTONE
COMMUNITIES
Six Piedmont Center, Suite 600
Atlanta, Georgia 30305
404-237-9292

REVISIONS

07/18/03 RELEASED FOR CONSTRUCTION
10/17/03 WSSC COMMENTS

DATE 06/10/02

JOB NUMBER 021100

DRAWN BY GHK

CHECKED BY GHK

DRAWING TITLE

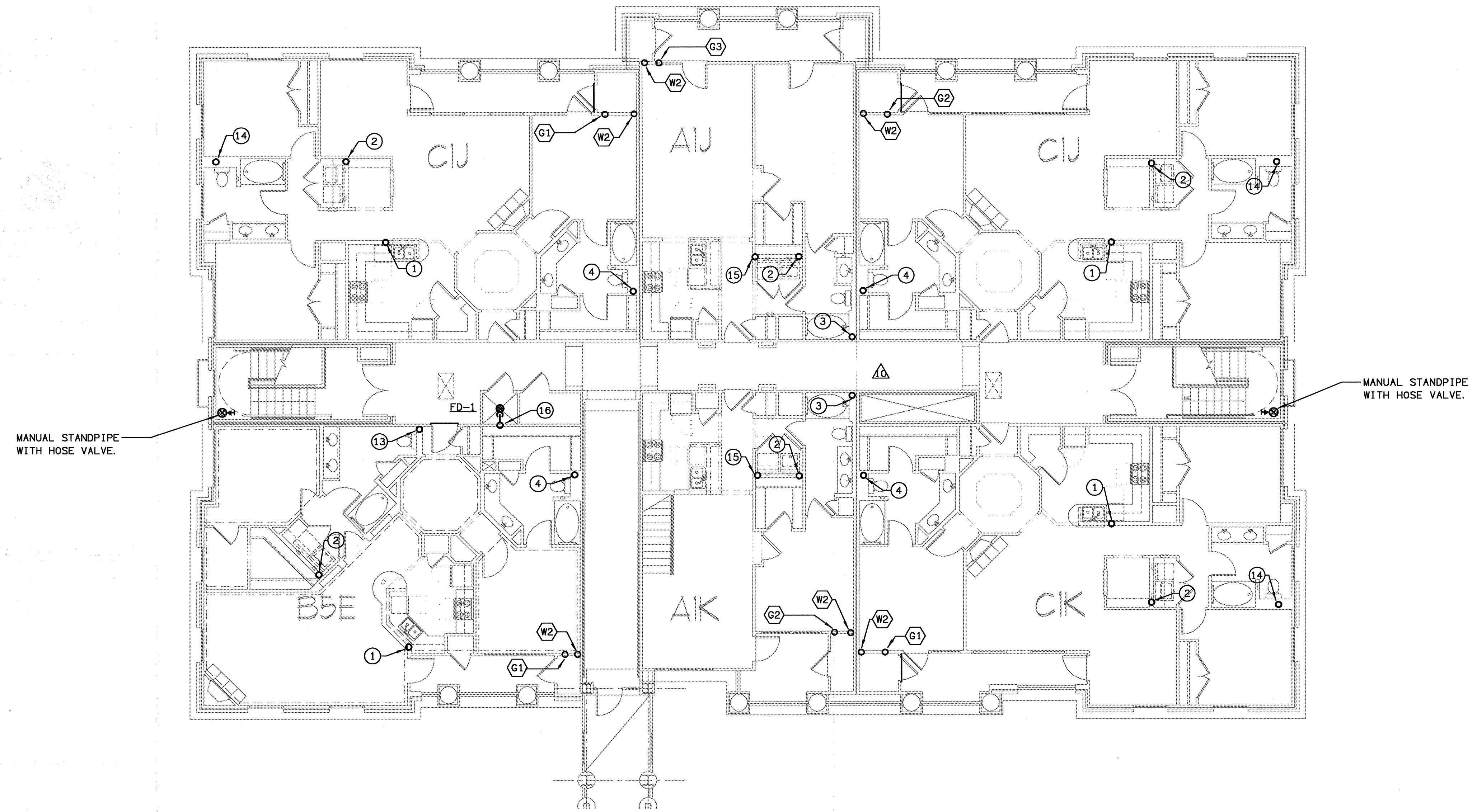
BUILDING 100A - LEVEL FOUR

PLUMBING PLAN

DRAWING NUMBER

P-1.4

COMMENTS

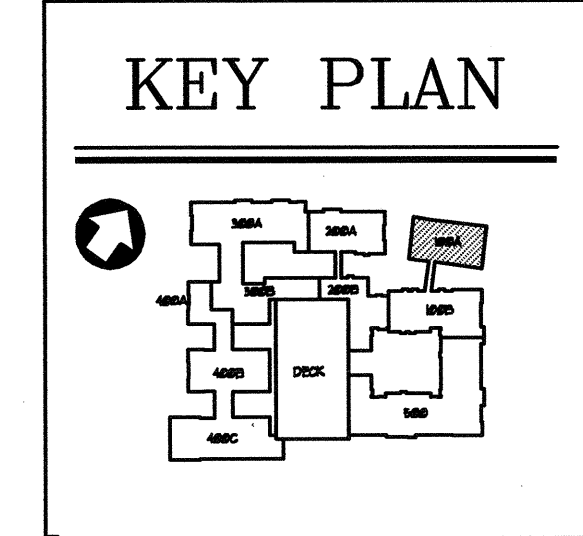



1 BUILDING 100A - LEVEL FOUR - PLUMBING PLAN
SCALE: 1/8" = 1'-0"
P-1.4

(X) DENOTES WASTE & VENT RISER DIAGRAMS ON SHEET P6.3, P6.4, & P6.5
(X) DENOTES WATER & GAS RISER DIAGRAMS ON SHEET P6.6 & P6.7
FOR PLUMBING FIXTURES SEE SCHEDULE ON SHEET P6.1.

NOTE

SEE 1/4" SCALE UNIT PLANS P-3 SERIES FOR PLUMBING IN THE UNITS.






THE PRESTON PARTNERSHIP, LLC
A MULTI-DISCIPLINARY DESIGN FIRM

1000 ABERNATHY ROAD NE, SUITE 600
ATLANTA, GEORGIA 30328
TELEPHONE: 770 396 7248
FAX: 770 396 2945

WWW.THEPRESTONPARTNERSHIP.COM


CONSULTANT



PROJECT #:
02108
KTD Consulting Engineers
ALTAMONTE SPRINGS, FL.
237 S. WESTMONTA DR.
P.O. BOX 834 7900

FAIRFAX, VA.
9840 MAIN STREET
P.O. BOX 338 2809
WWW.KTDENGINEERS.COM

SEAL



I CERTIFY THAT THESE DOCUMENTS WERE PREPARED OR APPROVED BY ME
AND THAT I AM DULY LICENSED ARCHITECT UNDER THE LAWS OF THE STATE OF
MARYLAND. LICENSE NUMBER 9894 EXPIRES ON DATE SEPTEMBER 3, 2004.

PROJECT

ARCHSTONE
KENTLANDS

MARYLAND

FOR

ARCHSTONE
COMMUNITIES
Six Piedmont Center, Suite 600
Atlanta, Georgia 30305
404-237-9292

REVISIONS

07/18/03 RELEASED FOR CONSTRUCTION
10/17/03 WSSC COMMENTS

DATE 06/10/02

JOB NUMBER 021108

DRAWN BY GHK

CHECKED BY GHK

DRAWING TITLE

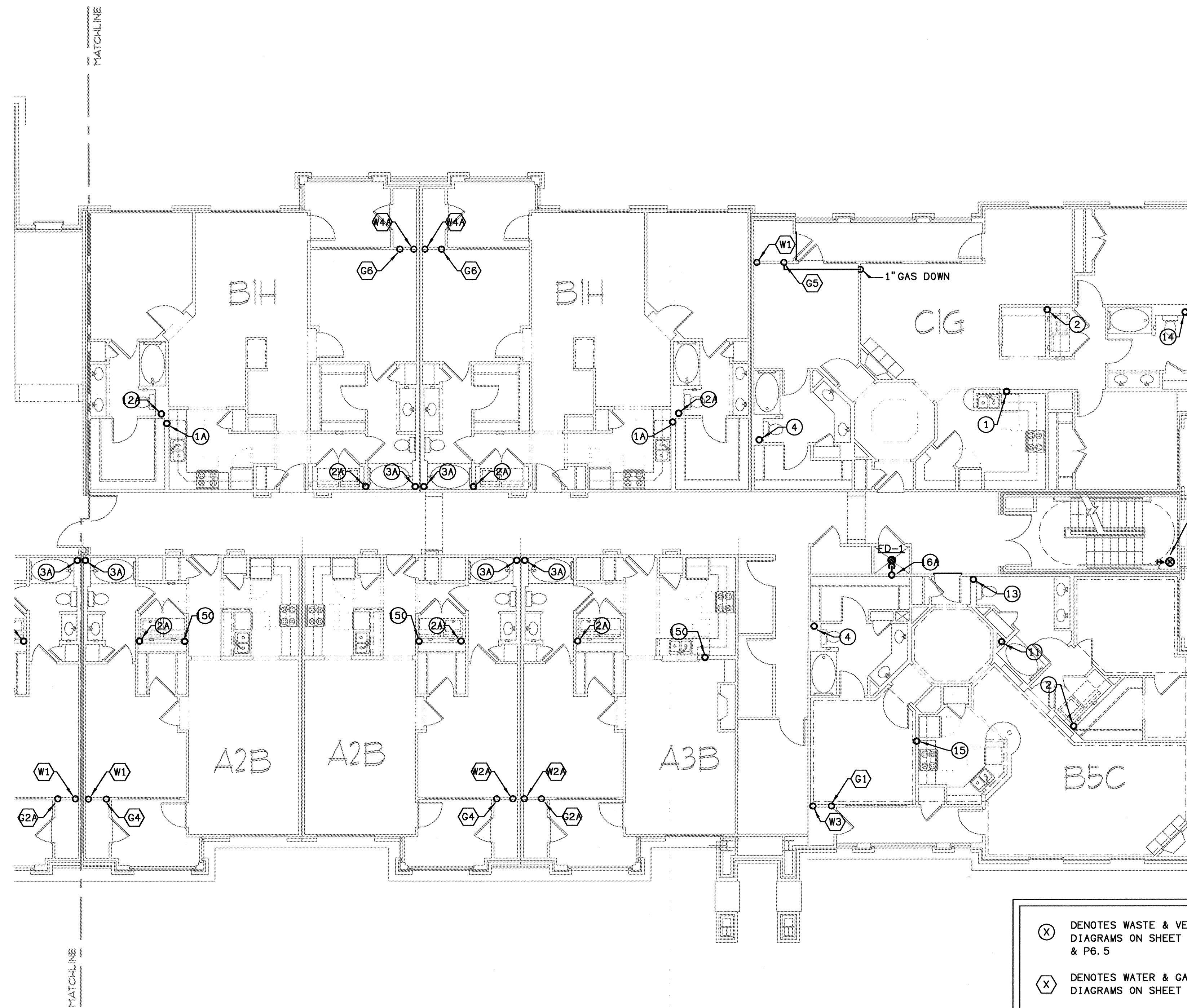
BUILDING 200 - LEVEL TWO

PLUMBING PLAN

DRAWING NUMBER

P-1.9

COMMENTS

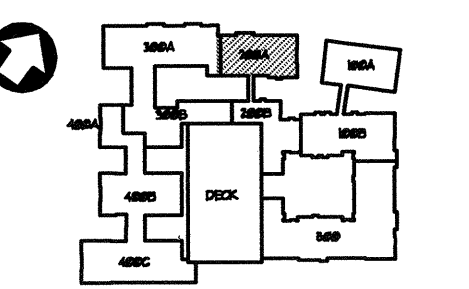


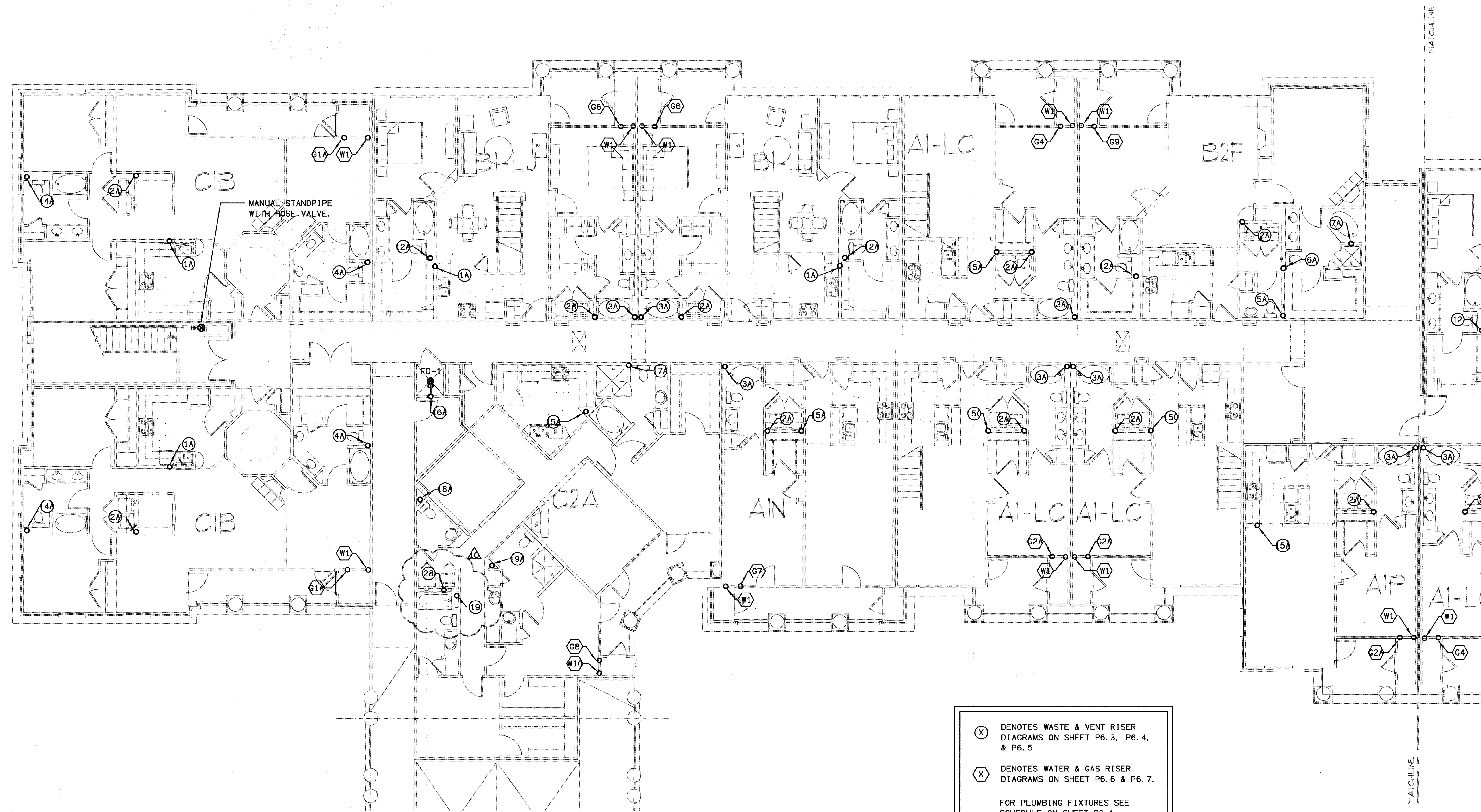
⊗ DENOTES WASTE & VENT RISER
DIAGRAMS ON SHEET P6.3, P6.4,
& P6.5
⊙ DENOTES WATER & GAS RISER
DIAGRAMS ON SHEET P6.6 & P6.7.
FOR PLUMBING FIXTURES SEE
SCHEDULE ON SHEET P6.1.

1 BUILDING 200A - LEVEL TWO - PLUMBING PLAN
P-1.9 SCALE: 1/8" = 1'-0" 02109-P-BLDG-200

NOTE
SEE 1/4" SCALE UNIT PLANS P-3 SERIES
FOR PLUMBING IN THE UNITS.

KEY PLAN

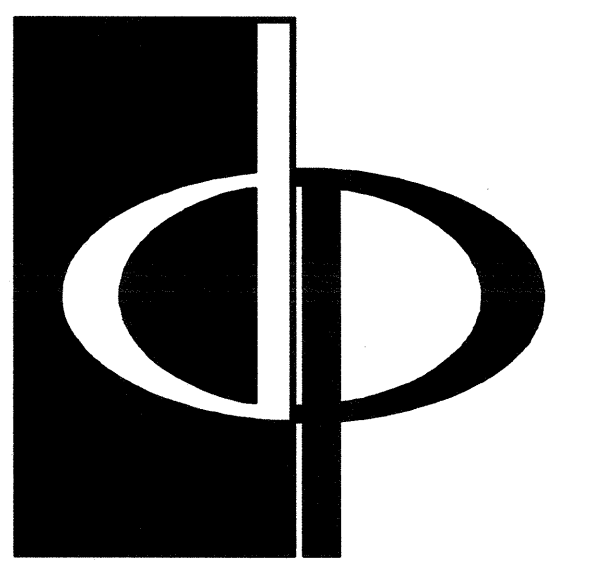




(X) DENOTES WASTE & VENT RISER DIAGRAMS ON SHEET P6. 3, P6. 4, & P6. 5
 (X) DENOTES WATER & GAS RISER DIAGRAMS ON SHEET P6. 6 & P6. 7.
 FOR PLUMBING FIXTURES SEE SCHEDULE ON SHEET P6. 1.


1
P-12 BUILDING 300A - LEVEL FOUR - PLUMBING PLAN
 SCALE: 1/8" = 1'-0" 07/03-P-BLDG-100

NOTE
 SEE 1/4" SCALE UNIT PLANS P-3 SERIES FOR PLUMBING IN THE UNITS.



THE PRESTON PARTNERSHIP, LLC
 A MULTI-DISCIPLINARY DESIGN FIRM
 1000 ABERNATHY ROAD NE, SUITE 600
 ATLANTA, GEORGIA 30328
 TELEPHONE: 770 396 7248
 FAX: 770 396 2945
 WWW.THEPRESTONPARTNERSHIP.COM

CONSULTANT
 PROJECT #: 02109
KTD Consulting Engineers
 ALTAMONTE SPRINGS, FL.
 237 S. WESTMONTA DR.
 PH: 407.534.7900
 FAIRFAX, VA.
 9840 MAIN STREET
 PH: 703.338.2889
 www.ktdengineers.com



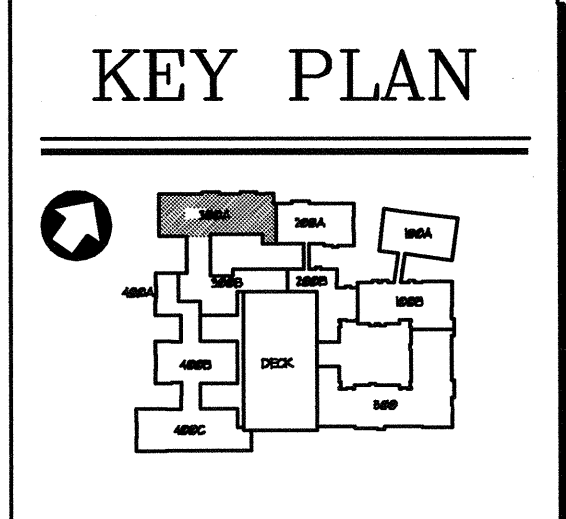
I CERTIFY THAT THESE DOCUMENTS WERE PREPARED OR APPROVED BY ME, AND THAT I AM A FULLY LICENSED ARCHITECT UNDER THE LAWS OF THE STATE OF MARYLAND, LICENSE NUMBER 00048, EXPIRES DATE SEPTEMBER 1, 2006.

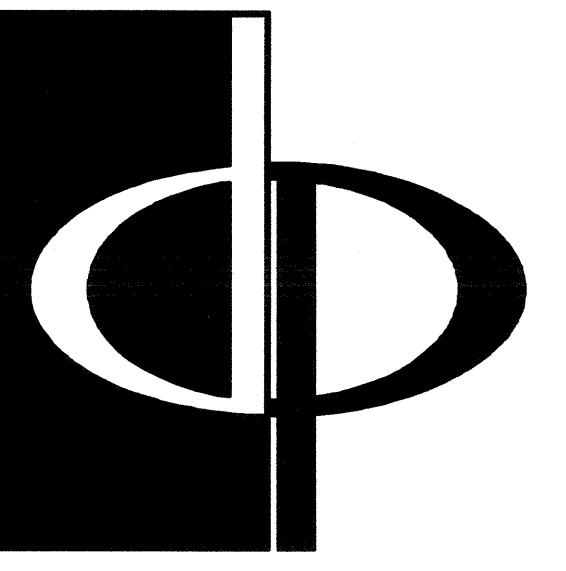
PROJECT
ARCHSTONE
KENTLANDS
 MARYLAND

FOR
 ARCHSTONE COMMUNITIES
 Six Piedmont Center, Suite 600
 Atlanta, Georgia 30305
 404-237-9292

REVISIONS
 07/18/03 RELEASED FOR CONSTRUCTION
 10/17/03 WSSC COMMENTS

DATE: 06/07/02
 JOB NUMBER: 021106
 DRAWN BY: GHK
 CHECKED BY: GHK
 DRAWING TITLE: BUILDING 300 - LEVEL FOUR PLUMBING PLAN
 DRAWING NUMBER: P-1.12
 COMMENTS:






THE PRESTON PARTNERSHIP, LLC
A MULTI-DISCIPLINARY DESIGN FIRM

1000 ABERNATHY ROAD NE, SUITE 600
ATLANTA, GEORGIA 30328
TELEPHONE: 770 396 7248
FAX: 770 396 2945


WWW.THEPRESTONPARTNERSHIP.COM

CONSULTANT



PROJECT #:
02109
KTD Consulting Engineers
ALTAMONTE SPRINGS, FL.
237 S. WESTMONTA DR.
PK. 407.834.7900
FAIRFAX, VA.
8640 MAIN STREET
PK. 703.338.2869
www.ktdengineers.com

SEAL



I CERTIFY THAT THESE DOCUMENTS WERE PREPARED OR APPROVED BY ME
AND THAT I AM DULY LICENSED ARCHITECT UNDER THE LAWS OF THE STATE OF
FLORIDA. LICENSE NUMBER 93848 EXPIRES ON 04/30/2010. 5/2008

PROJECT

ARCHSTONE
KENTLANDS

HARLAN

FOR

ARCHSTONE
COMMUNITIES
Six Piedmont Center, Suite 600
Atlanta, Georgia 30305
404-237-9292

REVISIONS

07/18/03 RELEASED FOR CONSTRUCTION
10/17/03 WSSC COMMENTS

DATE

JOB NUMBER

DRAWN BY

CHECKED BY

DRAWING TITLE

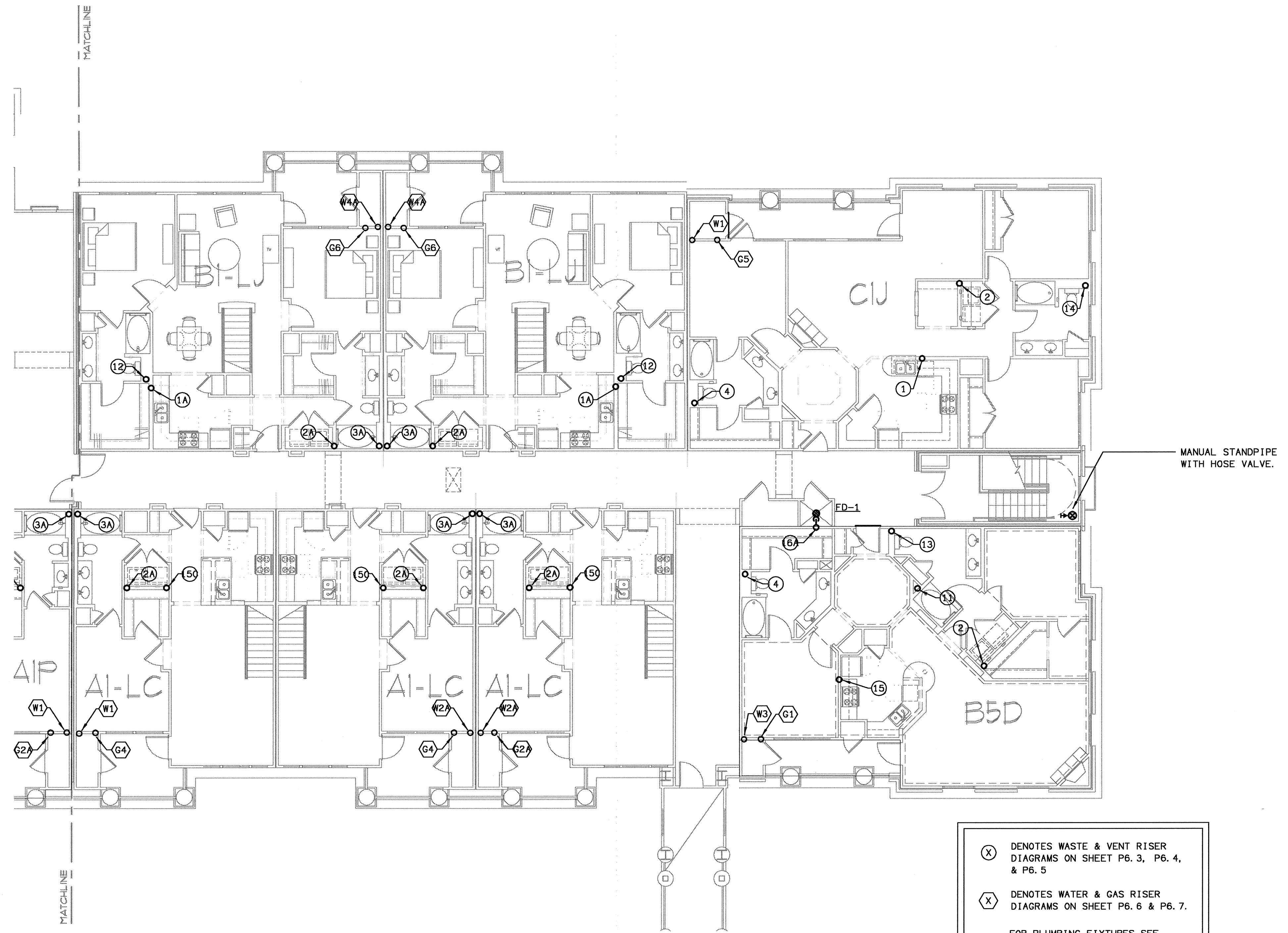
BUILDING 200 - LEVEL FOUR

PLUMBING PLAN

DRAWING NUMBER

COMMENTS

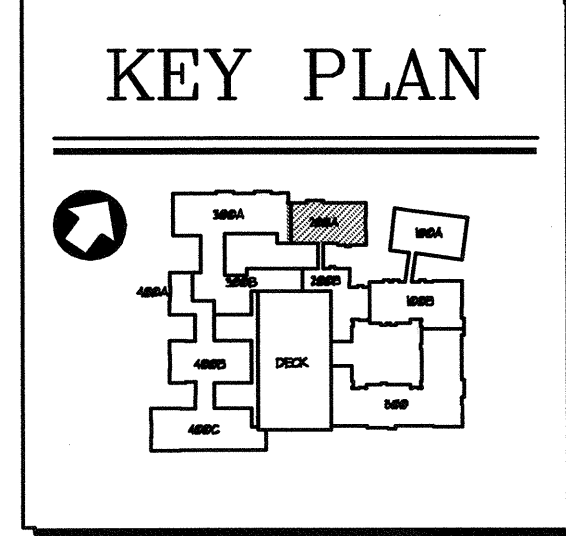
P-1.13

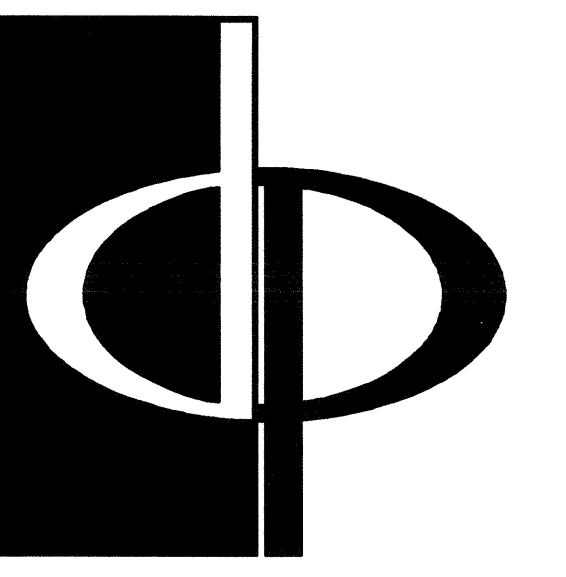


(X) DENOTES WASTE & VENT RISER
DIAGRAMS ON SHEET P6.3, P6.4,
& P6.5
(X) DENOTES WATER & GAS RISER
DIAGRAMS ON SHEET P6.6 & P6.7.
FOR PLUMBING FIXTURES SEE
SCHEDULE ON SHEET P6.1.

NOTE
SEE 1/4" SCALE UNIT PLANS P-3 SERIES
FOR PLUMBING IN THE UNITS.

1 BUILDING 200A - LEVEL FOUR - PLUMBING PLAN
SCALE: 1/8" = 1'-0"
P-1.13 07/03-P-BLDG-200






THE PRESTON PARTNERSHIP, LLC
A MULTI-DISCIPLINARY DESIGN FIRM

1000 ABERNATHY ROAD NE, SUITE 600
ATLANTA, GEORGIA 30328
TELEPHONE: 770 396 7248
FAX: 770 396 2945

WWW.THEPRESTONPARTNERSHIP.COM

CONSULTANT




PROJECT # 02109

KTD Consulting Engineers
ALTAMONTE SPRINGS, FL.
237 S. WESTMONTE DR.
PH: 407.834.7600

FAIRFAX, VA.
1840 MAIN STREET
PH: 703.338.2888
WWW.KTDENGINEERS.COM

SEAL



I CERTIFY THAT THESE DOCUMENTS WERE PREPARED OR APPROVED BY ME, AND THAT I AM A DULY LICENSED ARCHITECT UNDER THE LAWS OF THE STATE OF MARYLAND, LICENSE NUMBER 9888, EXPIRES DATE SEPTEMBER 3, 2004.

PROJECT

ARCHSTONE
KENTLANDS

MARYLAND

FOR

ARCHSTONE
COMMUNITIES
Six Piedmont Center, Suite 600
Atlanta, Georgia 30305
404-237-9292

REVISIONS

07/18/03 RELEASED FOR CONSTRUCTION
10/17/03 WSSC COMMENTS

DATE 06/07/02

JOB NUMBER 021102

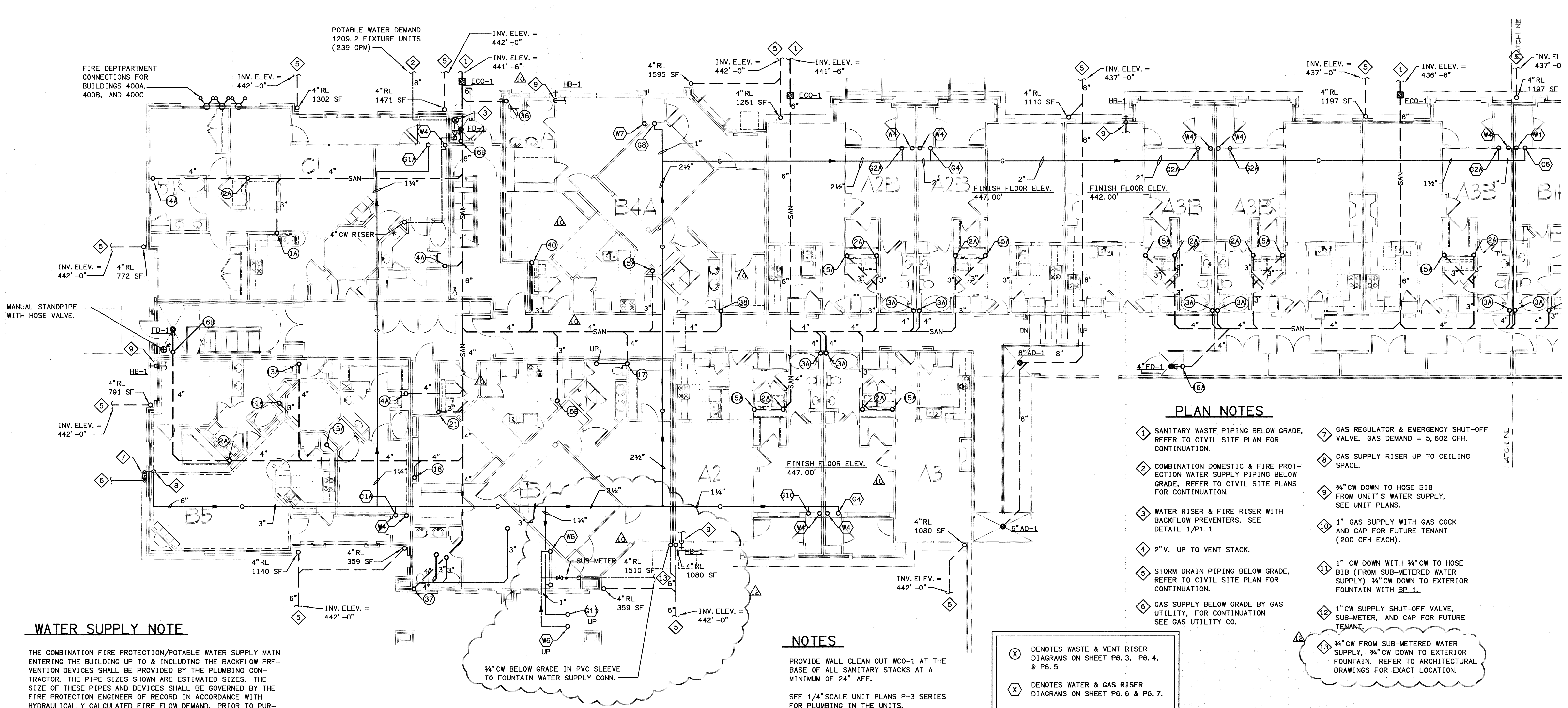
DRAWN BY GJK

CHECKED BY GJK

DRAWING TITLE BUILDING 200B, 300B & 400A - LEVEL ONE PLUMBING PLAN

DRAWING NUMBER P-116

COMMENTS



WATER SUPPLY NOTE

THE COMBINATION FIRE PROTECTION/POTABLE WATER SUPPLY MAIN ENTERING THE BUILDING UP TO & INCLUDING THE BACKFLOW PREVENTION DEVICES SHALL BE PROVIDED BY THE PLUMBING CONTRACTOR. THE PIPE SIZES SHOWN ARE ESTIMATED SIZES. THE SIZE OF THESE PIPES AND DEVICES SHALL BE GOVERNED BY THE FIRE PROTECTION ENGINEER OF RECORD IN ACCORDANCE WITH HYDRAULICALLY CALCULATED FIRE FLOW DEMAND. PRIOR TO PURCHASE AND INSTALLATION, THE PLUMBING CONTRACTOR SHALL VERIFY WITH THE FIRE PROTECTION ENGINEER OF RECORD, THE CALCULATED FIRE FLOW AND PIPE SIZES REQUIRED AND PROVIDE ACCORDINGLY.

BUILDING 300B & 400A - LEVEL ONE - PLUMBING PLAN
SCALE: 1/8" = 1'-0"

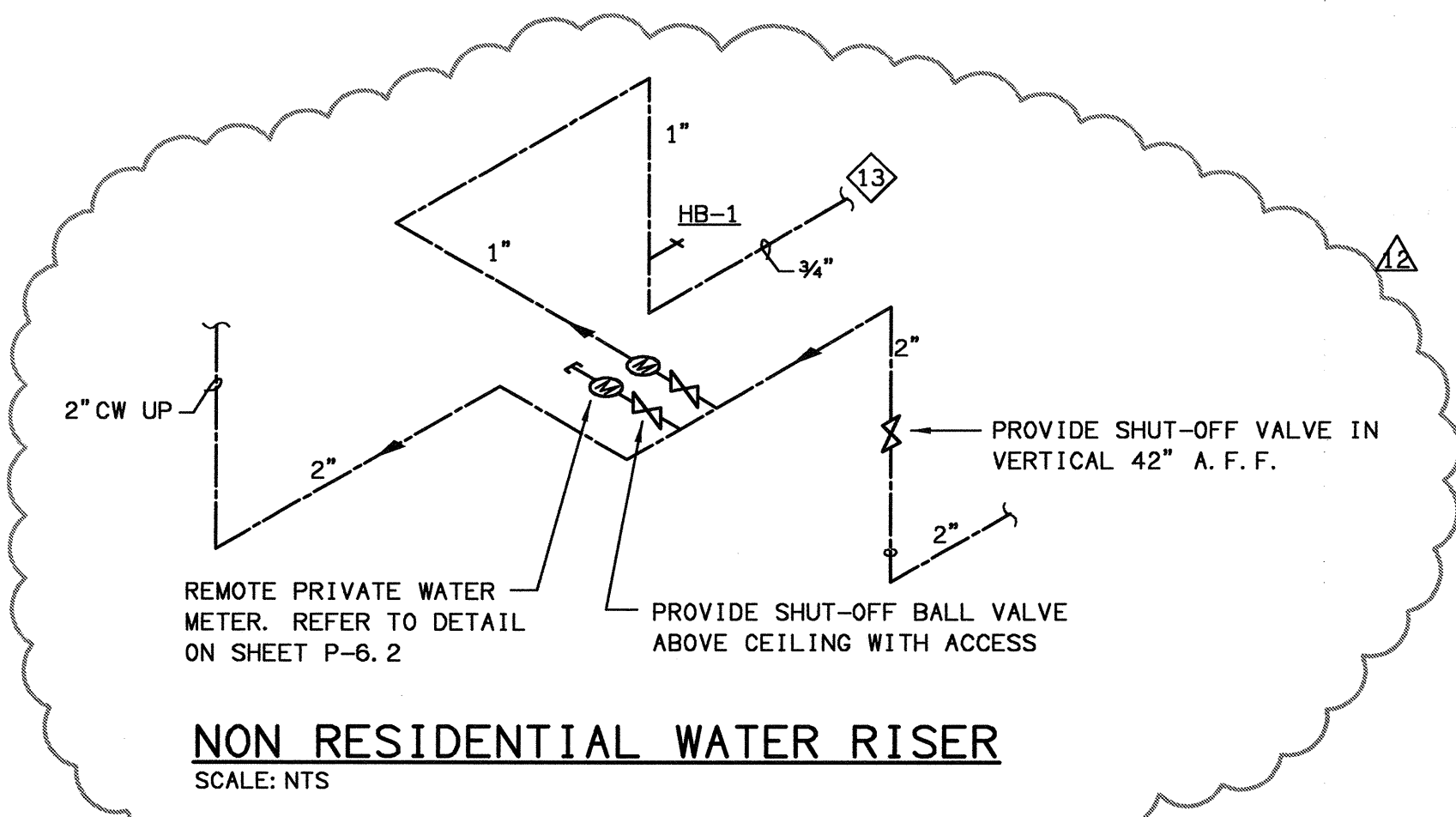
NOTES

PROVIDE WALL CLEAN OUT WCO-1 AT THE BASE OF ALL SANITARY STACKS AT A MINIMUM OF 24" AFF.
SEE 1/4" SCALE UNIT PLANS P-3 SERIES FOR PLUMBING IN THE UNITS.

⊗ DENOTES WASTE & VENT RISER DIAGRAMS ON SHEET P6.3, P6.4, & P6.5
⊗ DENOTES WATER & GAS RISER DIAGRAMS ON SHEET P6.6 & P6.7.
FOR PLUMBING FIXTURES SEE SCHEDULE ON SHEET P6.1.

PLAN NOTES

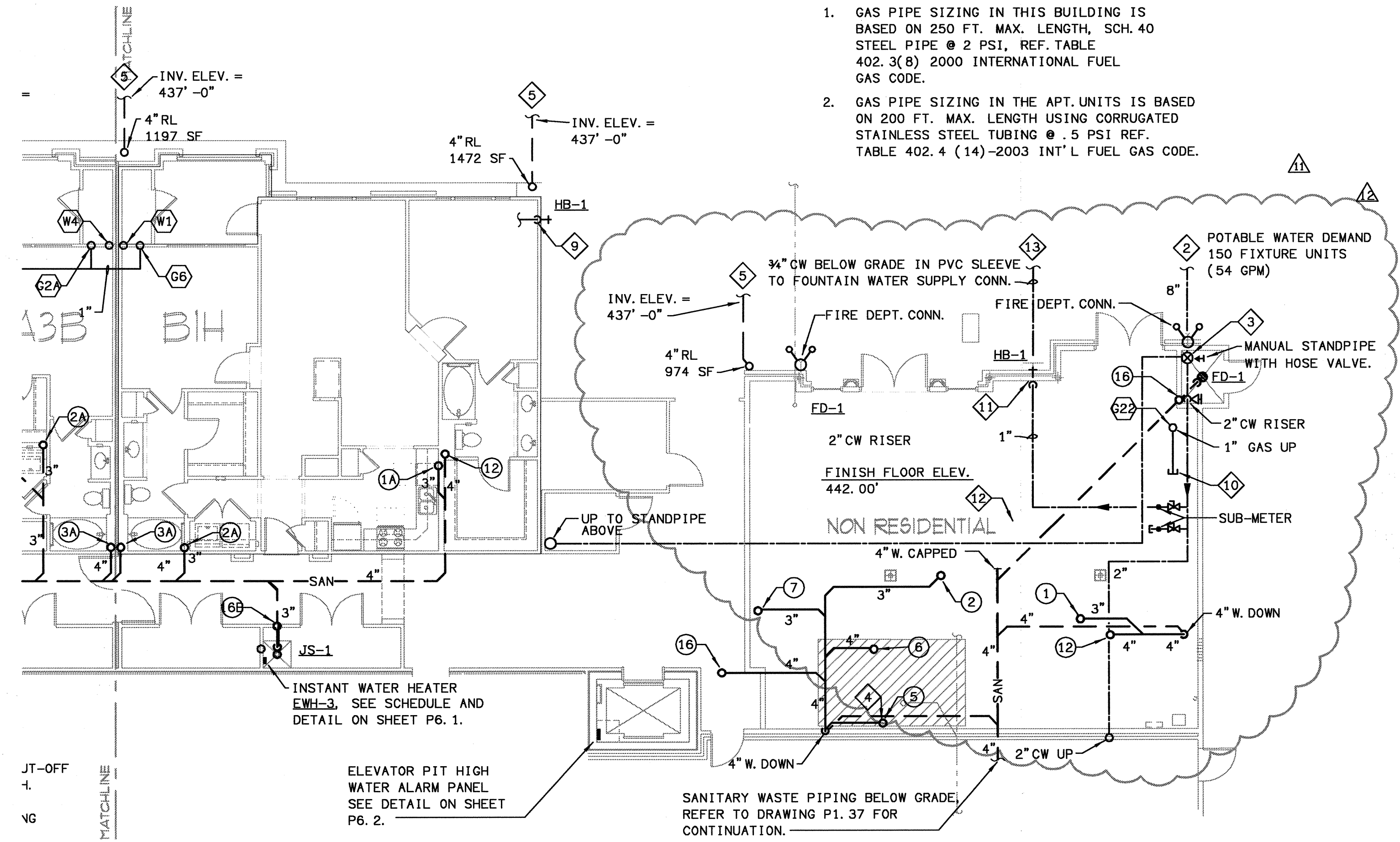
- 1 SANITARY WASTE PIPING BELOW GRADE. REFER TO CIVIL SITE PLAN FOR CONTINUATION.
- 2 COMBINATION DOMESTIC & FIRE PROTECTION WATER SUPPLY PIPING BELOW GRADE. REFER TO CIVIL SITE PLANS FOR CONTINUATION.
- 3 WATER RISER & FIRE RISER WITH BACKFLOW PREVENTERS. SEE DETAIL 1/P.1.
- 4 2" V. UP TO VENT STACK.
- 5 STORM DRAIN PIPING BELOW GRADE. REFER TO CIVIL SITE PLAN FOR CONTINUATION.
- 6 GAS SUPPLY BELOW GRADE BY GAS UTILITY. FOR CONTINUATION SEE GAS UTILITY CO.
- 7 GAS REGULATOR & EMERGENCY SHUT-OFF VALVE. GAS DEMAND = 5,602 CFH.
- 8 GAS SUPPLY RISER UP TO CEILING SPACE.
- 9 3/4" CW DOWN TO HOSE BIB FROM UNIT'S WATER SUPPLY. SEE UNIT PLANS.
- 10 1" GAS SUPPLY WITH GAS COCK AND CAP FOR FUTURE TENANT (200 CFH EACH).
- 11 1" CW DOWN WITH 3/4" CW TO HOSE BIB (FROM SUB-METERED WATER SUPPLY) 3/4" CW DOWN TO EXTERIOR FOUNTAIN WITH BP-1.
- 12 1" CW SUPPLY SHUT-OFF VALVE, SUB-METER, AND CAP FOR FUTURE TENANT.
- 13 3/4" CW FROM SUB-METERED WATER SUPPLY. 3/4" CW DOWN TO EXTERIOR FOUNTAIN. REFER TO ARCHITECTURAL DRAWINGS FOR EXACT LOCATION.



NON RESIDENTIAL WATER RISER
SCALE: NTS

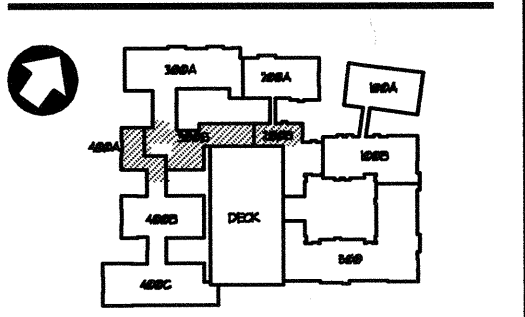
GAS PIPING NOTES

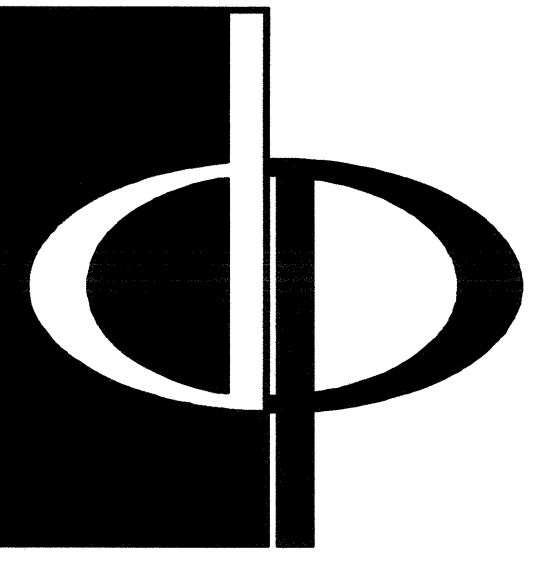
1. GAS PIPE SIZING IN THIS BUILDING IS BASED ON 250 FT. MAX. LENGTH, SCH. 40 STEEL PIPE @ 2 PSI, REF. TABLE 402.3(B) 2000 INTERNATIONAL FUEL GAS CODE.
2. GAS PIPE SIZING IN THE APT. UNITS IS BASED ON 200 FT. MAX. LENGTH USING CORRUGATED STAINLESS STEEL TUBING @ 5 PSI REF. TABLE 402.4 (14)-2003 INT'L FUEL GAS CODE.



BUILDING 200B - LEVEL ONE - PLUMBING PLAN
SCALE: 1/8" = 1'-0"

KEY PLAN





THE PRESTON PARTNERSHIP, LLC
A MULTI-DISCIPLINARY DESIGN FIRM

1000 ABERNATHY ROAD NE, SUITE 600
ATLANTA, GEORGIA 30328
TELEPHONE: 770 396 7248
FAX: 770 396 2945

WWW.THEPRESTONPARTNERSHIP.COM

CONSULTANT



PROJECT #:
02109
KTD Consulting Engineers
ALTAMONTE SPRINGS, FL.
237 S. WESTMONTA DR.
P.O. BOX 184
FAIRFAX, VA.

9640 MAIN STREET
FAIRFAX, VA. 22031
TEL: 703.338.2899
WWW.KTDENGINEERS.COM

SEAL



I CERTIFY THAT THESE DOCUMENTS WERE PREPARED OR APPROVED BY ME
AND THAT I AM DULY LICENSED ARCHITECT UNDER THE LAWS OF THE STATE OF
MARYLAND. LICENSE NUMBER 9894 EXPIRES DATE SEPTEMBER 8, 2008.

PROJECT
ARCHSTONE
KENTLANDS

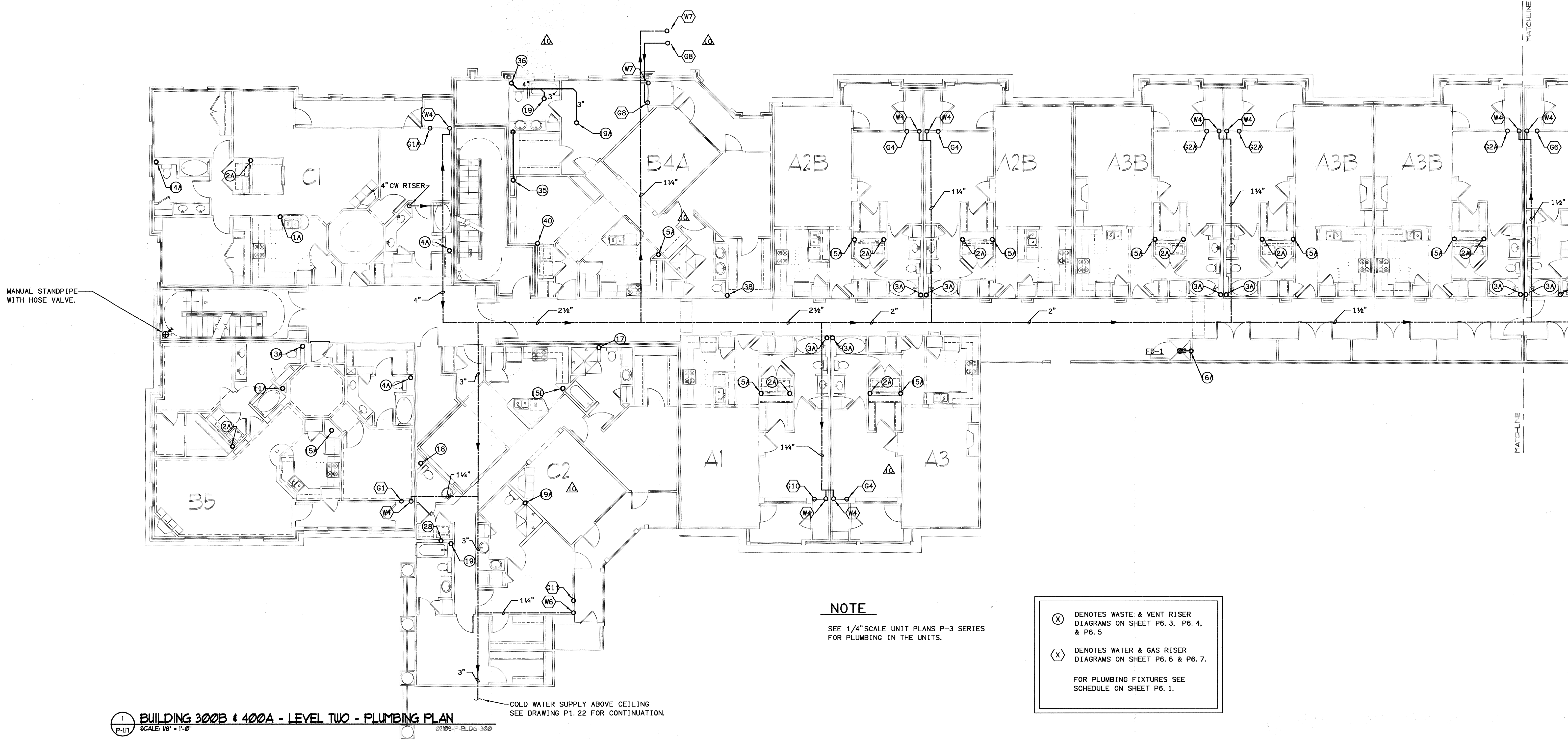
MARYLAND

FOR

ARCHSTONE
COMMUNITIES
Six Piedmont Center, Suite 600
Atlanta, Georgia 30305
404-237-9292

REVISIONS
07/18/03 RELEASED FOR CONSTRUCTION
10/17/03 WSSC COMMENTS

DATE: 06/07/02
JOB NUMBER: 021100
DRAWN BY: GHK
CHECKED BY: GHK
DRAWING TITLE: BUILDING 200B, 300B & 400A - LEVEL TWO PLUMBING PLAN
DRAWING NUMBER: P-117
COMMENTS:



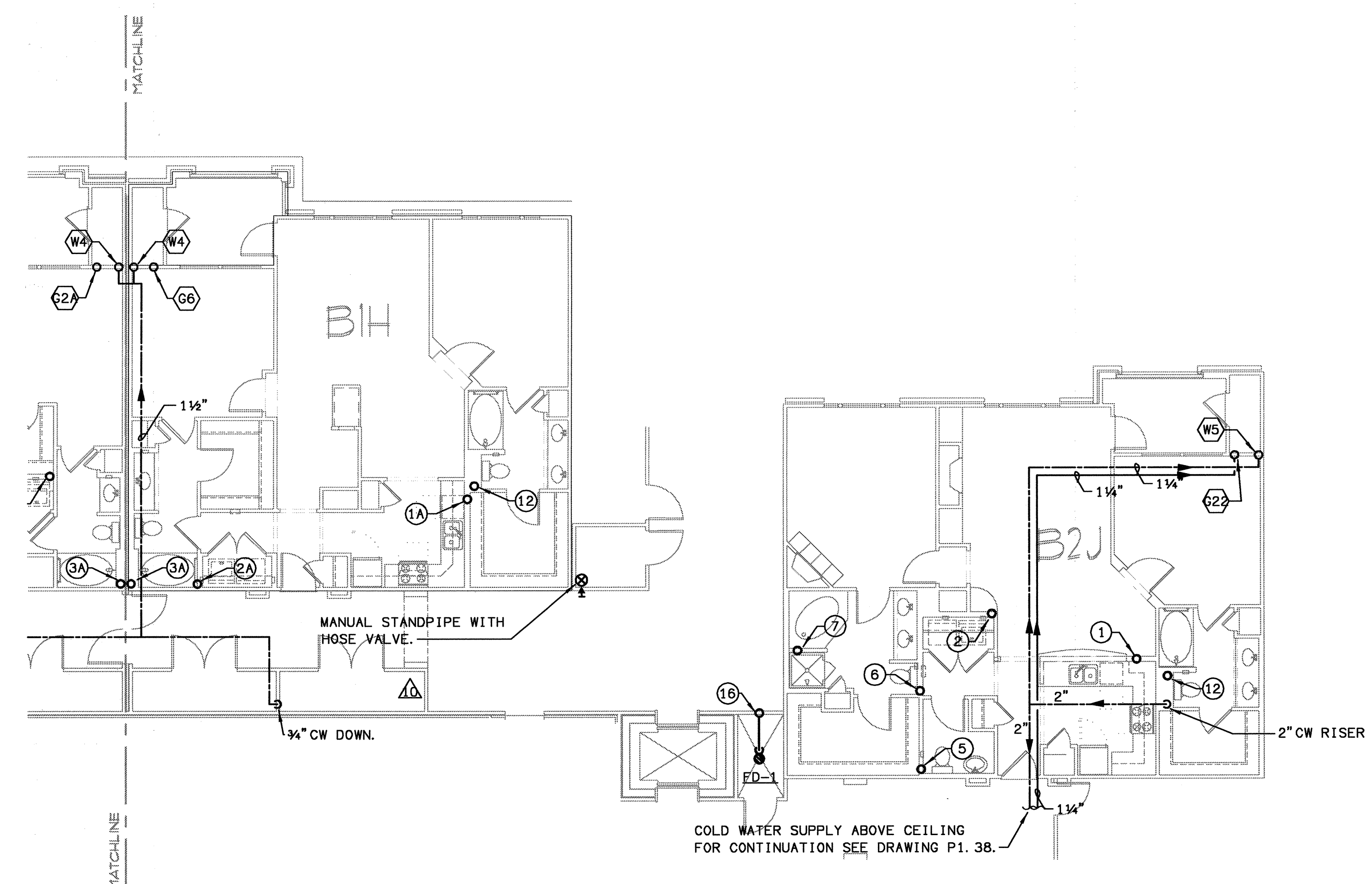
MANUAL STANDPIPE WITH HOSE VALVE.

COLD WATER SUPPLY ABOVE CEILING
SEE DRAWING P1. 22 FOR CONTINUATION.

NOTE
SEE 1/4" SCALE UNIT PLANS P-3 SERIES
FOR PLUMBING IN THE UNITS.

(X) DENOTES WASTE & VENT RISER
DIAGRAMS ON SHEET P6.3, P6.4,
& P6.5
(X) DENOTES WATER & GAS RISER
DIAGRAMS ON SHEET P6.6 & P6.7.
FOR PLUMBING FIXTURES SEE
SCHEDULE ON SHEET P6.1.

1 BUILDING 300B & 400A - LEVEL TWO - PLUMBING PLAN
SCALE: 1/8" = 1'-0"
P-117 ©1993-P-BLDG-300

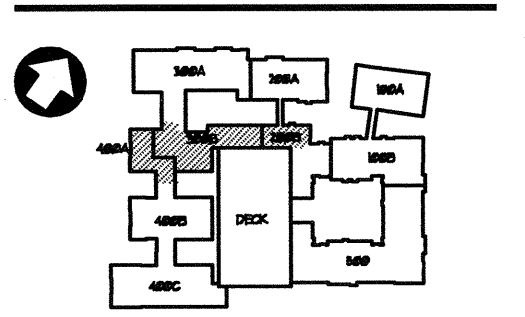


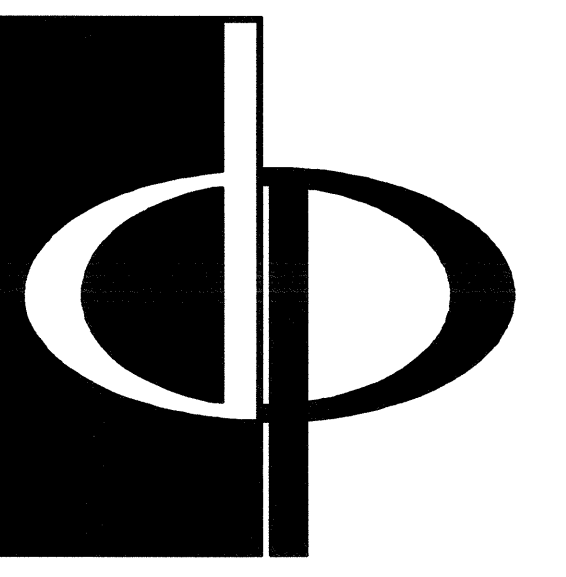
MANUAL STANDPIPE WITH HOSE VALVE.

COLD WATER SUPPLY ABOVE CEILING
FOR CONTINUATION SEE DRAWING P1. 38.

2 BUILDING 200B - LEVEL TWO - PLUMBING PLAN
SCALE: 1/8" = 1'-0"
P-117 ©1993-P-BLDG-300

KEY PLAN





THE PRESTON PARTNERSHIP, LLC
A MULTI-DISCIPLINARY DESIGN FIRM


1000 ABERNATHY ROAD NE, SUITE 600
ATLANTA, GEORGIA 30328
TELEPHONE: 770 396 7248
FAX: 770 396 2945
WWW.THEPRESTONPARTNERSHIP.COM

CONSULTANT

PROJECT # 02109

KTD Consulting Engineers
ALTAMONTE SPRINGS, FL
237 S. WESTMONTE DR
PH: 407.834.7600

FAIRFAX, VA
8640 MAIN STREET
PH: 703.338.2889
WWW.KTDENGINEERS.COM



I CERTIFY THAT THESE DOCUMENTS WERE PREPARED OR APPROVED BY ME, AND THAT I AM A LICENSED ARCHITECT UNDER THE LAWS OF THE STATE OF MARYLAND. LICENSE NUMBER: 0004 EXPIRES DATE: SEPTEMBER 3, 2004.

PROJECT

ARCHSTONE
KENTLANDS

MARYLAND

FOR

ARCHSTONE
COMMUNITIES
Six Piedmont Center, Suite 600
Atlanta, Georgia 30305
404-237-9292

REVISIONS

07/18/03 RELEASED FOR CONSTRUCTION

10/17/03 WSSC COMMENTS

DATE 06/10/02

JOB NUMBER 021100

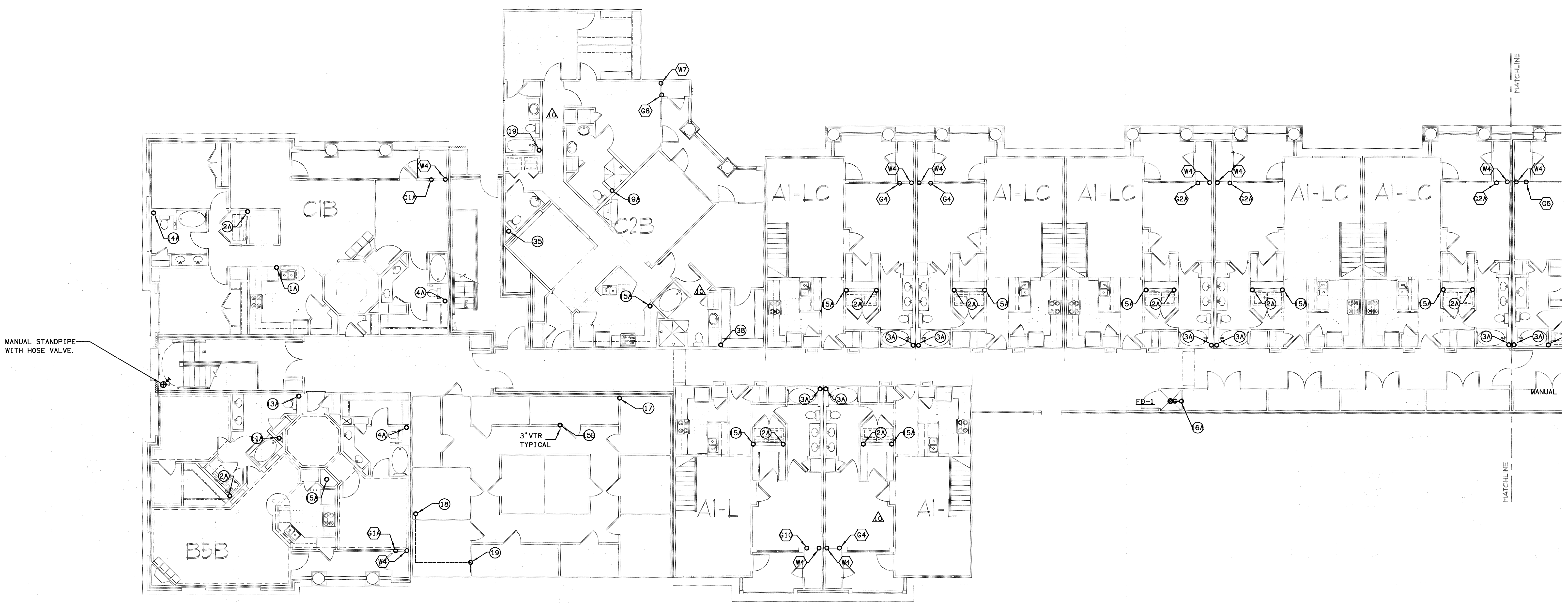
DRAWN BY GHK

CHECKED BY GHK

DRAWING TITLE BUILDING 300B, 300B & 400A - LEVEL FOUR PLUMBING PLAN

DRAWING NUMBER P-1.19

COMMENTS



MANUAL STANDPIPE WITH HOSE VALVE.

3\"/>

(X) DENOTES WASTE & VENT RISER DIAGRAMS ON SHEET P6.3, P6.4, & P6.5

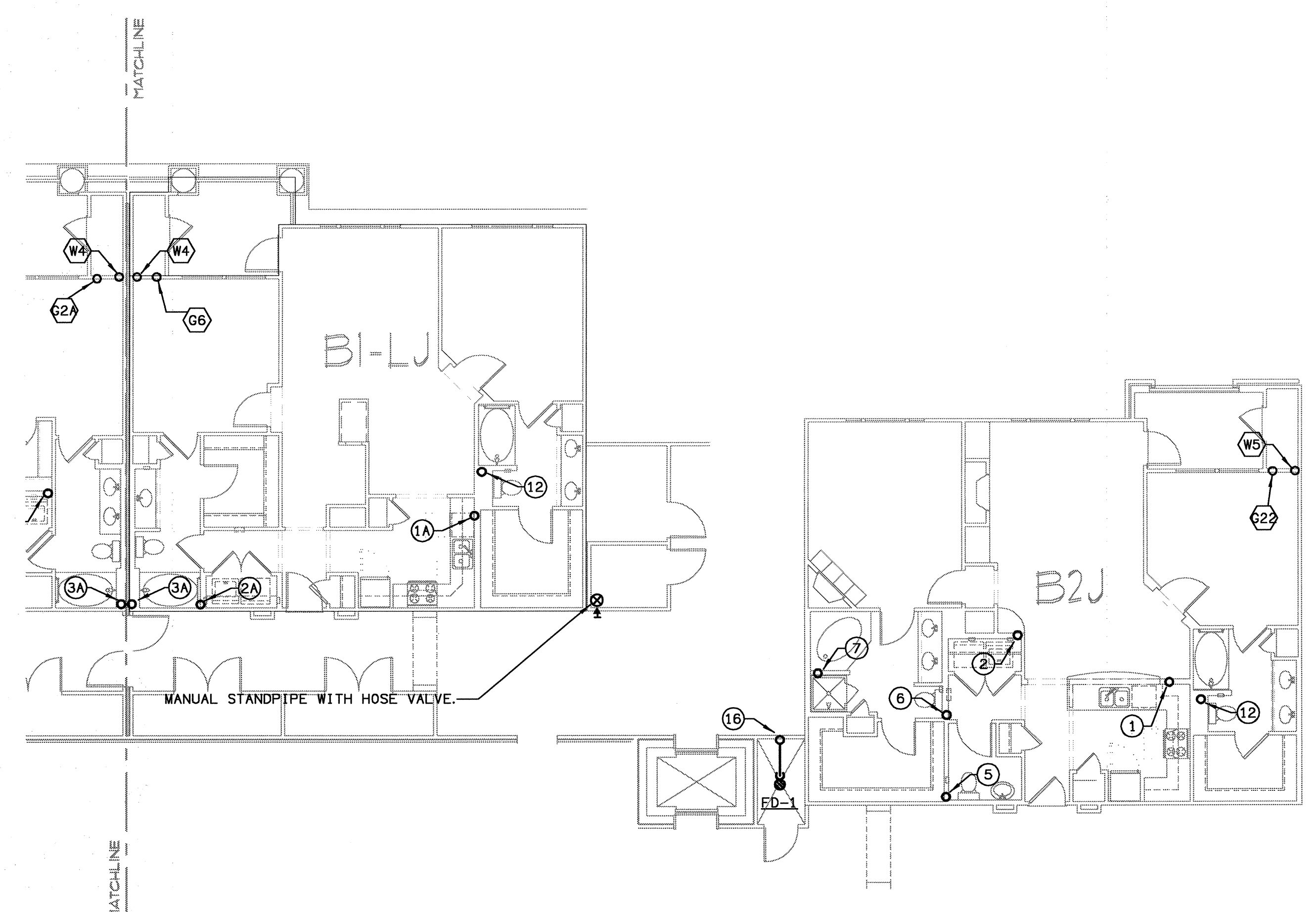
(X) DENOTES WATER & GAS RISER DIAGRAMS ON SHEET P6.6 & P6.7.

FOR PLUMBING FIXTURES SEE SCHEDULE ON SHEET P6.1.

NOTE

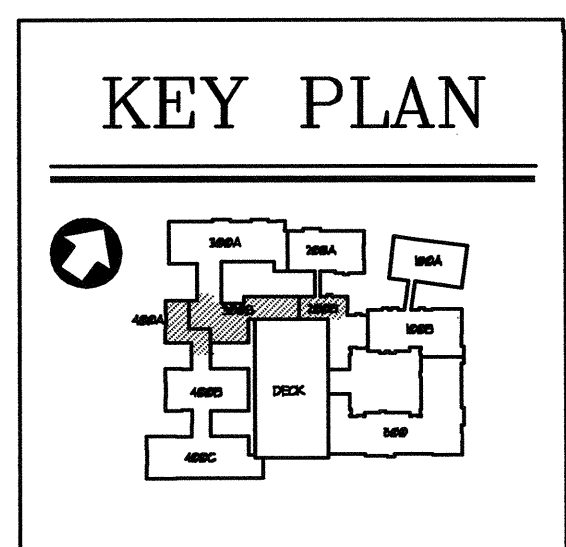
SEE 1/4\"/>

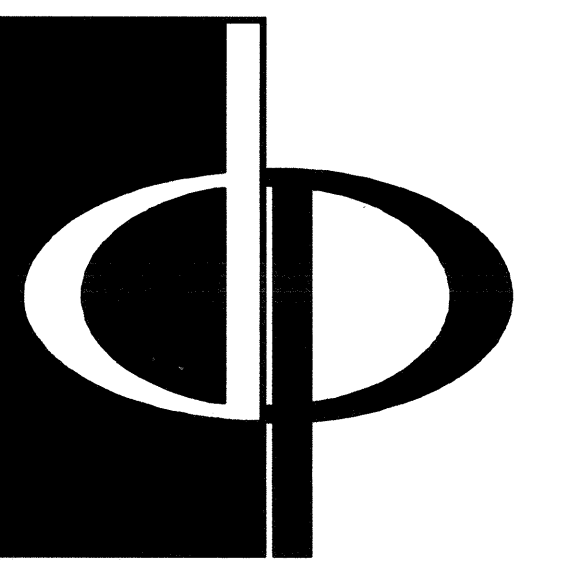
1 BUILDING 300B & 400A - LEVEL FOUR - PLUMBING PLAN
SCALE: 1/8\"/>



MANUAL STANDPIPE WITH HOSE VALVE.

2 BUILDING 200B - LEVEL FOUR - PLUMBING PLAN
SCALE: 1/8\"/>





THE PRESTON PARTNERSHIP, LLC
A MULTI-DISCIPLINARY DESIGN FIRM


1000 ABERNATHY ROAD NE, SUITE 600
ATLANTA, GEORGIA 30328
TELEPHONE: 770 396 7248
FAX: 770 396 2945

WWW.THEPRESTONPARTNERSHIP.COM

CONSULTANT

PROJECT # 02109
KTD Consulting Engineers
ALTAMONTE SPRINGS, FL.
237 S. WESTMONT DR.
PH: 407.834.7600
FAIRFAX, VA.
9640 MAIN STREET
PH: 703.338.2889
www.ktdengineers.com

SEAL



CERTIFY THAT THESE DOCUMENTS WERE PREPARED OR APPROVED BY THE ARCHITECT OR ENGINEER LICENSED UNDER THE LAWS OF THE STATE OF MARYLAND. LICENSE NUMBER: 9884 EXPIRES DATE: 03/31/2004

PROJECT

ARCHSTONE
KENTLANDS

MARYLAND

FOR

ARCHSTONE
COMMUNITIES
Six Piedmont Center, Suite 600
Atlanta, Georgia 30305
404-237-9292

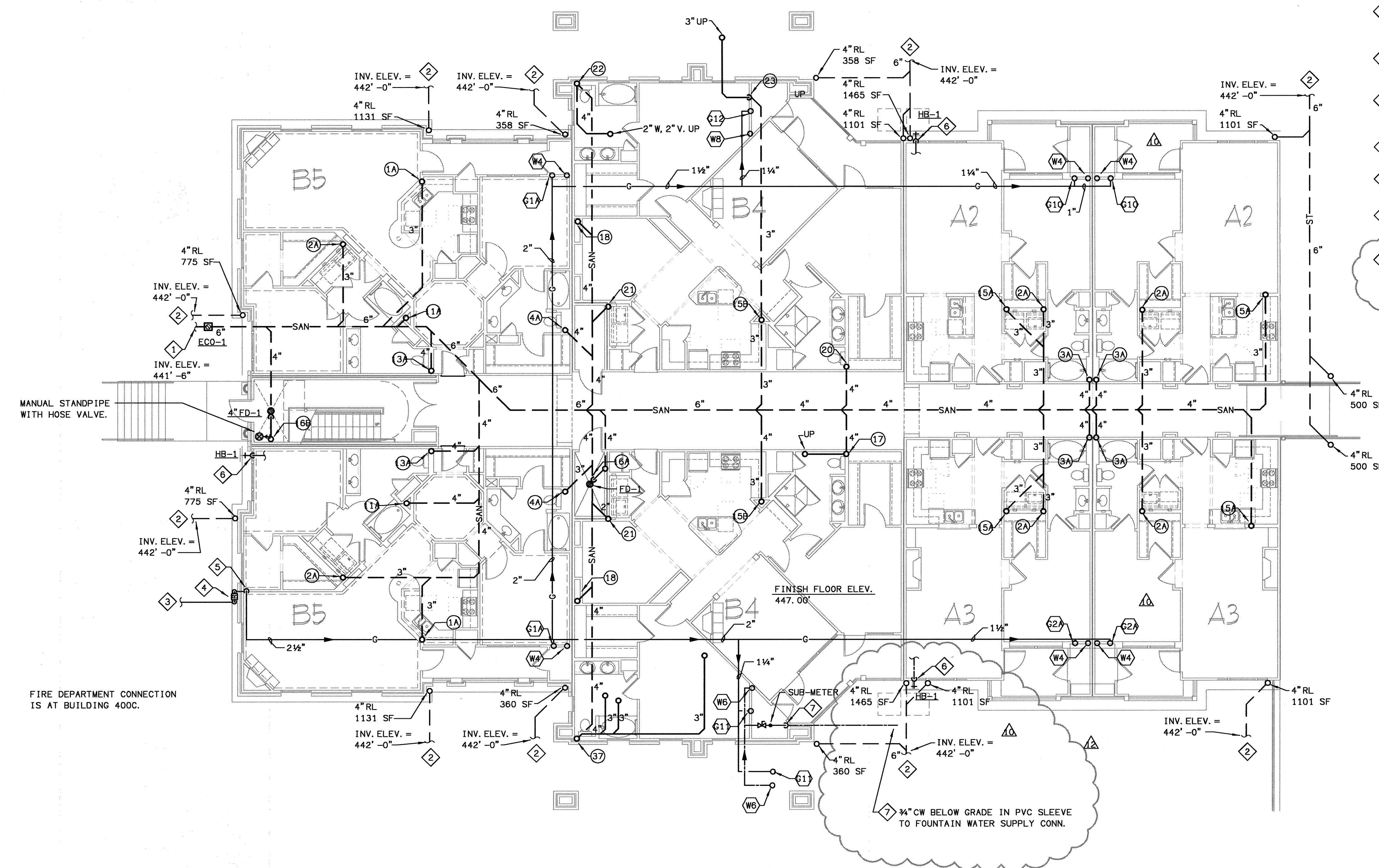
REVISIONS

07/18/03 RELEASED FOR CONSTRUCTION
10/17/03 WSSC COMMENTS

DATE: 06/10/02
JOB NUMBER: 021106
DRAWN BY: GHK
CHECKED BY: GHK
DRAWING TITLE: BUILDING 400B - LEVEL ONE PLUMBING PLAN
DRAWING NUMBER: P-121
COMMENTS:

PLAN NOTES

- 1 SANITARY WASTE PIPING BELOW GRADE, REFER TO CIVIL SITE PLAN FOR CONTINUATION.
- 2 STORM DRAIN PIPING BELOW GRADE, REFER TO CIVIL SITE PLAN FOR CONTINUATION.
- 3 GAS SUPPLY BELOW GRADE BY GAS UTILITY, FOR CONTINUATION SEE GAS UTILITY CO.
- 4 GAS REGULATOR & EMERGENCY SHUT-OFF VALVE. GAS DEMAND = 4,026 CFH
- 5 GAS SUPPLY RISER UP TO CEILING SPACE.
- 6 3/4" CW DOWN TO HOSE BIB FROM UNIT'S WATER SUPPLY, SEE UNIT PLANS.
- 7 3/4" CW FROM SUB-METERED WATER SUPPLY, 3/4" CW DOWN TO EXTERIOR FOUNTAIN. REFER TO ARCHITECTURAL DRAWINGS FOR EXACT LOCATION.



FIRE DEPARTMENT CONNECTION IS AT BUILDING 400C.

- (X) DENOTES WASTE & VENT RISER DIAGRAMS ON SHEET P6.3, P6.4, & P6.5
 - (X) DENOTES WATER & GAS RISER DIAGRAMS ON SHEET P6.6 & P6.7.
- FOR PLUMBING FIXTURES SEE SCHEDULE ON SHEET P6.1.

NOTES

PROVIDE WALL CLEAN OUT WCO-1 AT THE BASE OF ALL SANITARY STACKS AT A MINIMUM OF 24" AFF.

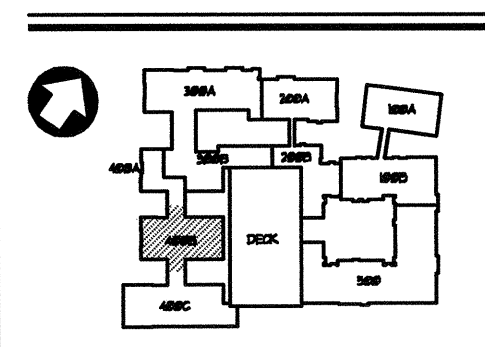
SEE 1/4" SCALE UNIT PLANS P-3 SERIES FOR PLUMBING IN THE UNITS.


1 BUILDING 400B - LEVEL ONE - PLUMBING PLAN
SCALE: 1/8" = 1'-0"
02109-P-BLDG-400

GAS PIPING NOTES

1. GAS PIPE SIZING IN THIS BUILDING IS BASED ON 250 FT. MAX. LENGTH, SCH. 40 STEEL PIPE @ 2 PSI, REF. TABLE 402.3(8) 2000 INTERNATIONAL FUEL GAS CODE.
2. GAS PIPE SIZING IN THE APT. UNITS IS BASED ON 200 FT. MAX. LENGTH USING CORRUGATED STAINLESS STEEL TUBING @ .5 PSI REF. TABLE 402.4 (14)-2003 INT'L FUEL GAS CODE.

KEY PLAN






THE PRESTON PARTNERSHIP, LLC
A MULTI-DISCIPLINARY DESIGN FIRM

1000 ABERNATHY ROAD NE, SUITE 600
ATLANTA, GEORGIA 30328
TELEPHONE: 770 396 7248
FAX: 770 396 2945

WWW.THEPRESTONPARTNERSHIP.COM

CONSULTANT



KTD Consulting Engineers
ALTAMONTE SPRINGS, FL.
237 S. WESTMONTE DR.
PH: 407.834.7800

FAIRFAX, VA.
9840 MAIN STREET
PH: 703.338.2899
www.ktdengineers.com

SEAL



I CERTIFY THAT THESE DOCUMENTS WERE PREPARED OR APPROVED BY ME AND THAT I AM A DULY LICENSED ARCHITECT UNDER THE LAWS OF THE STATE OF MARYLAND. LICENSE NUMBER: 8884. EXPIRES DATE: SEPTEMBER 1, 2004.

PROJECT

ARCHSTONE
KENTLANDS

MARYLAND

FOR

ARCHSTONE
COMMUNITIES
Six Piedmont Center, Suite 600
Atlanta, Georgia 30305
404-237-9292

REVISIONS

07/18/03 RELEASED FOR CONSTRUCTION
10/17/03 WSSC COMMENTS

DATE 06/10/02

JOB NUMBER 021102

DRAWN BY GHK

CHECKED BY GHK

DRAWING TITLE

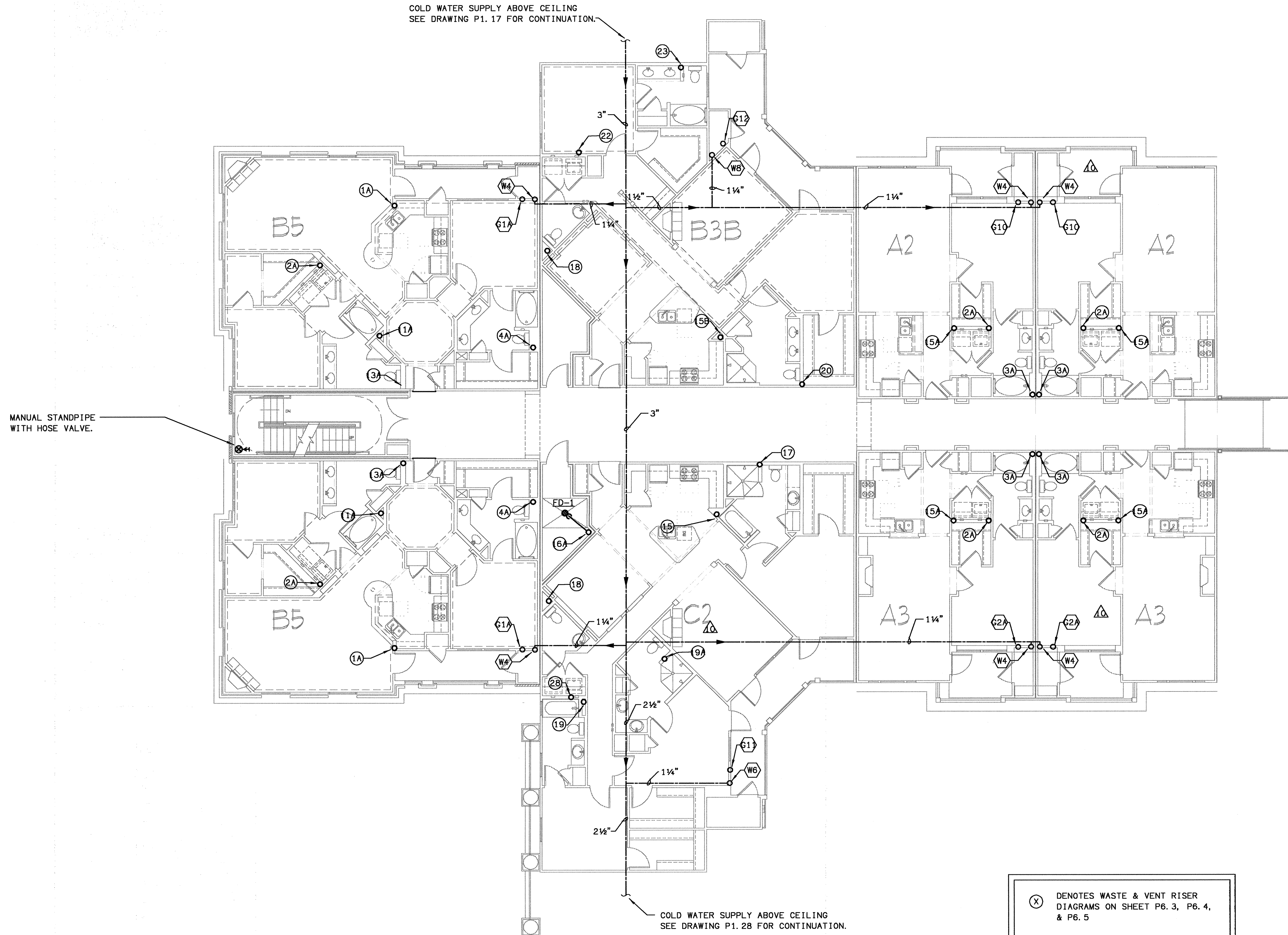
BUILDING 400B - LEVEL TWO

PLUMBING PLAN

DRAWING NUMBER

P-122

COMMENTS



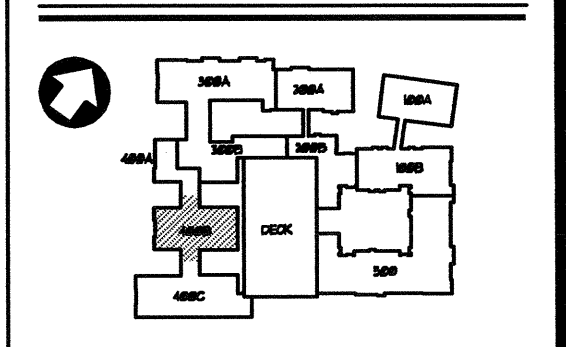
(X) DENOTES WASTE & VENT RISER DIAGRAMS ON SHEET P6.3, P6.4, & P6.5
(X) DENOTES WATER & GAS RISER DIAGRAMS ON SHEET P6.6 & P6.7.
FOR PLUMBING FIXTURES SEE SCHEDULE ON SHEET P6.1.


1 BUILDING 400B - LEVEL TWO - PLUMBING PLAN
P-122 SCALE: 1/8" = 1'-0" 01/03-P-BLDG-400B

NOTE

SEE 1/4" SCALE UNIT PLANS P-3 SERIES FOR PLUMBING IN THE UNITS.


KEY PLAN





THE PRESTON PARTNERSHIP, LLC
A MULTI-DISCIPLINARY DESIGN FIRM
1000 ABERNATHY ROAD NE, SUITE 600
ATLANTA, GEORGIA 30328
TELEPHONE: 770 396 7248
FAX: 770 396 2945
WWW.THEPRESTONPARTNERSHIP.COM

CONSULTANT
PROJECT # 02109
KTD Consulting Engineers
ALTAMONTE SPRINGS, FL.
237 S. WESTMONTE DR.
PK. 407.834.7900
FAIRFAX, VA.
9840 MAIN STREET
PK. 703.338.2999
www.ktdengineers.com



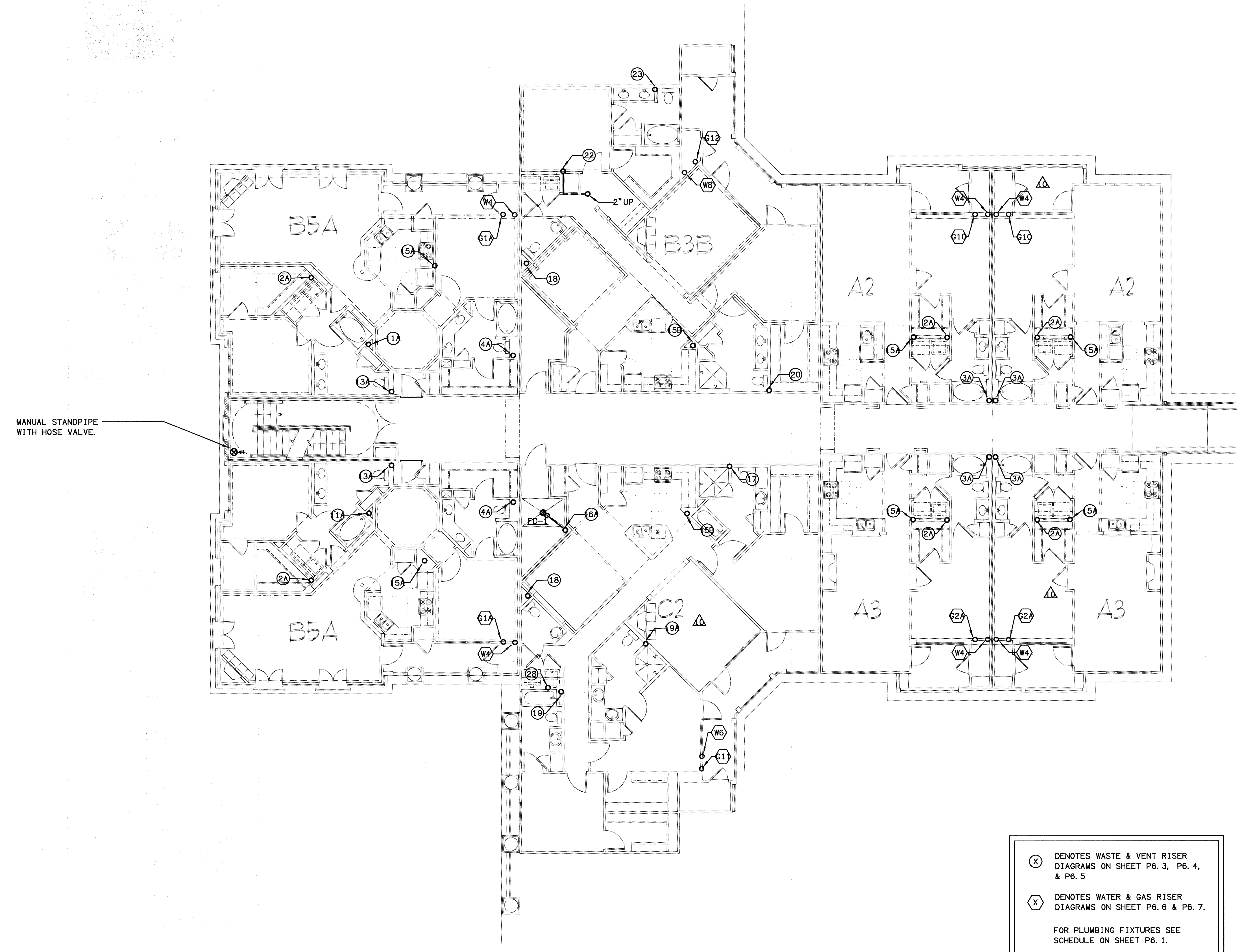
I CERTIFY THAT THESE DOCUMENTS WERE PREPARED OR APPROVED BY ME AND THAT I AM DULY LICENSED ARCHITECT UNDER THE LAWS OF THE STATE OF MARYLAND. LICENSE NUMBER: 9384 EXPIRATION DATE: SEPTEMBER 8, 2006.

PROJECT
ARCHSTONE
KENTLANDS
MARYLAND

FOR
ARCHSTONE
COMMUNITIES
Six Piedmont Center, Suite 600
Atlanta, Georgia 30305
404-237-9292

REVISIONS
07/18/03 RELEASED FOR CONSTRUCTION
10/17/03 WSSC COMMENTS


DATE 06/10/02
JOB NUMBER 021108
DRAWN BY GHK
CHECKED BY GHK
DRAWING TITLE
BUILDING 400B - LEVEL THREE
PLUMBING PLAN
DRAWING NUMBER P-123
COMMENTS




(X) DENOTES WASTE & VENT RISER DIAGRAMS ON SHEET P6.3, P6.4, & P6.5
(X) DENOTES WATER & GAS RISER DIAGRAMS ON SHEET P6.6 & P6.7.
FOR PLUMBING FIXTURES SEE SCHEDULE ON SHEET P6.1.

NOTE
SEE 1/4" SCALE UNIT PLANS P-3 SERIES FOR PLUMBING IN THE UNITS.

1 BUILDING 400B - LEVEL THREE - PLUMBING PLAN
P-123 SCALE: 1/8" = 1'-0" 02109-P-BLDG-400B





THE PRESTON PARTNERSHIP, LLC
A MULTI-DISCIPLINARY DESIGN FIRM

1000 ABERNATHY ROAD NE, SUITE 600
ATLANTA, GEORGIA 30328
TELEPHONE: 770 396 7248
FAX: 770 396 2945

WWW.THEPRESTONPARTNERSHIP.COM


CONSULTANT

PROJECT R: 02109

KTD Consulting Engineers
ALTIMONTE SPRINGS, FL.
237 S. WESTMONTE DR.
PH: 407.834.7300

FAIRFAX, VA.
8640 MAIN STREET
PH: 703.338.2889
www.ktdengineers.com

SEAL



I CERTIFY THAT THESE DOCUMENTS WERE PREPARED OR APPROVED BY ME, AND THAT I AM A DULY LICENSED ARCHITECT UNDER THE LAWS OF THE STATE OF FLORIDA. LICENSE NUMBER: 9384. EXPIRATION DATE: SEPTEMBER 3, 2004.

PROJECT

ARCHSTONE
KENTLANDS

MARKLAND

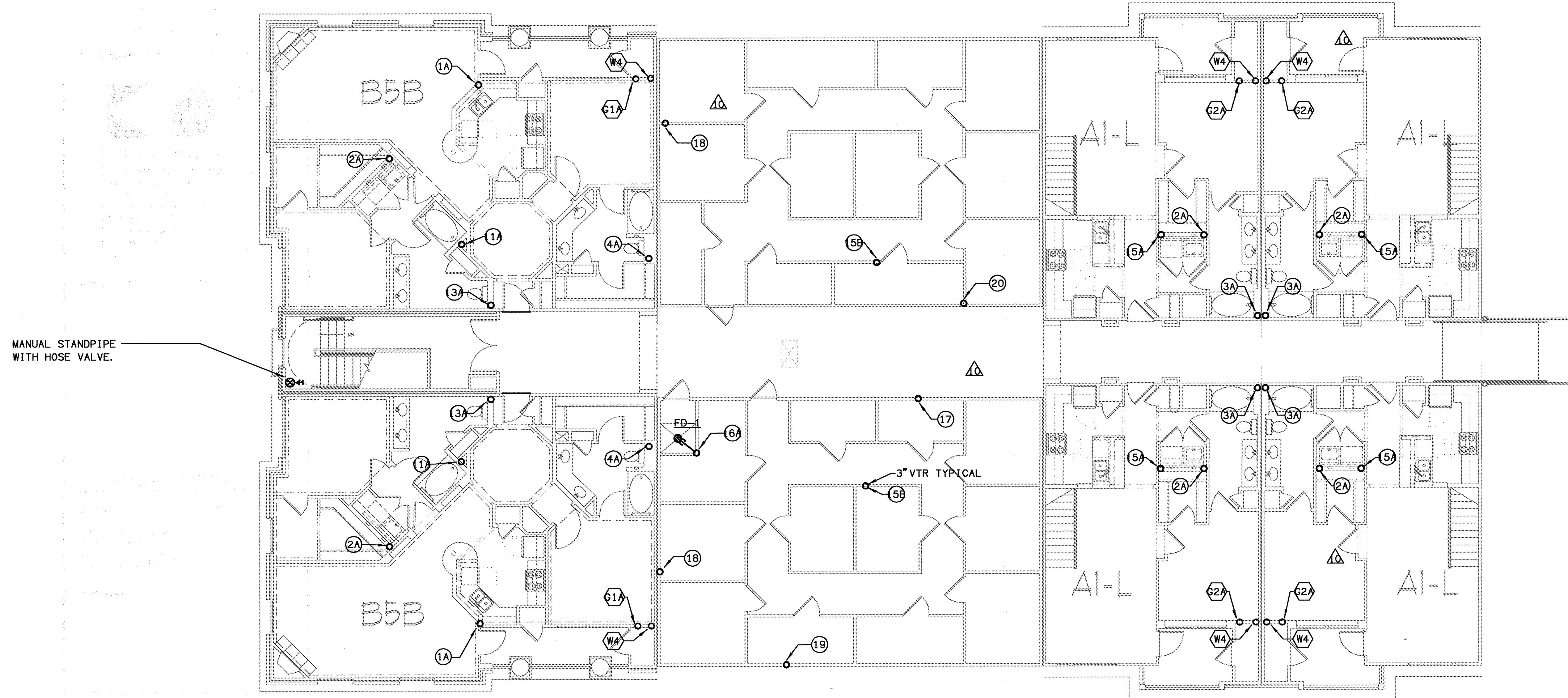
FOR

ARCHSTONE
COMMUNITIES
Six Piedmont Center, Suite 600
Atlanta, Georgia 30305
404-237-9292

REVISIONS

07/18/03 RELEASED FOR CONSTRUCTION
10/17/03 WSSC COMMENTS

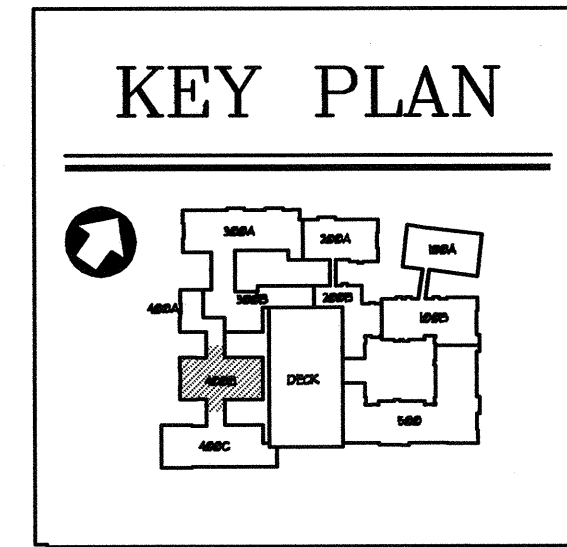
DATE: 06/07/02
JOB NUMBER: 021108
DRAWN BY: GHK
CHECKED BY: GHK
DRAWING TITLE: BUILDING 400B - LEVEL FOUR PLUMBING PLAN
DRAWING NUMBER: P-124
COMMENTS:

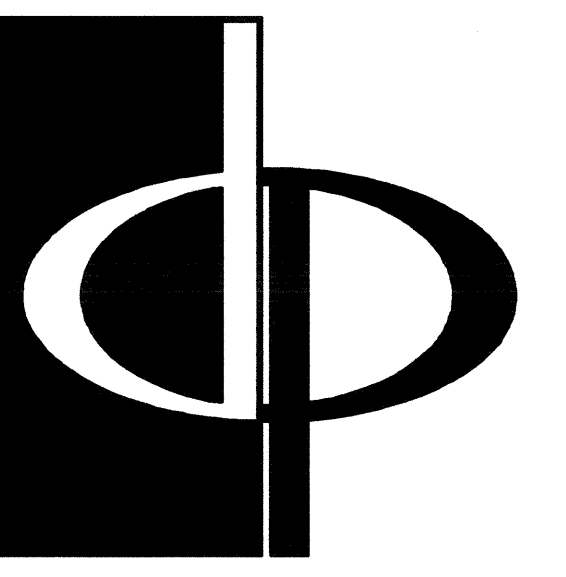


BUILDING 400B - LEVEL FOUR - PLUMBING PLAN
SCALE: 1/8" = 1'-0"
07/03-P-124-400

NOTE
SEE 1/4" SCALE UNIT PLANS P-3 SERIES FOR PLUMBING IN THE UNITS.

- ⊗ DENOTES WASTE & VENT RISER DIAGRAM ON SHEET P6. 3, P6. 4, & P6. 5
 - ⊗ DENOTES WATER & GAS RISER DIAGRAM ON SHEET P6. 6 & P6. 7.
- FOR PLUMBING FIXTURES SEE SCHEDULE ON SHEET P6. 1.





THE PRESTON PARTNERSHIP, LLC
A MULTI-DISCIPLINARY DESIGN FIRM


1000 ABERNATHY ROAD NE, SUITE 600
ATLANTA, GEORGIA 30328
TELEPHONE: 770 396 7248
FAX: 770 396 2945
WWW.THEPRESTONPARTNERSHIP.COM

CONSULTANT

PROJECT # 02109

KTD Consulting Engineers
ALTAMONTE SPRINGS, FL.
237 S. WESTMONTE DR.
PH: 407.834.7800

FAIRFAX, VA.
9640 MAIN STREET
PH: 703.338.2889 www.ktdengineers.com



CERTIFY THAT THESE DOCUMENTS WERE PREPARED OR APPROVED BY ME, AND THAT I AM A DULY LICENSED ARCHITECT UNDER THE LAWS OF THE STATE OF MARYLAND, LICENSE NUMBER 18844 EXPIRES DATE SEPTEMBER 3, 2004.

PROJECT
ARCHSTONE
KENTLANDS

MARYLAND

FOR

ARCHSTONE
COMMUNITIES
Six Piedmont Center, Suite 600
Atlanta, Georgia 30305
404-237-9292

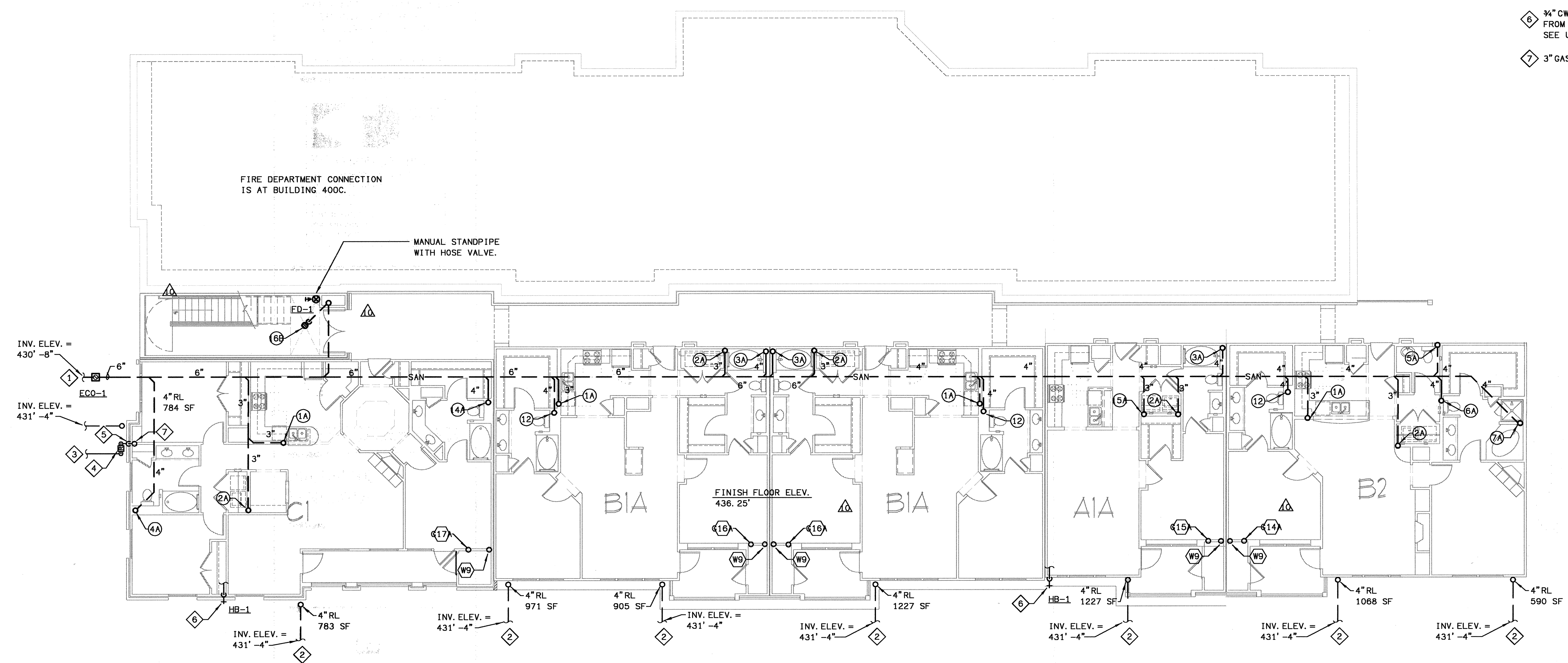
REVISIONS

07/18/03 RELEASED FOR CONSTRUCTION
10/17/03 WSSC COMMENTS

DATE 06/10/02
JOB NUMBER 021108
DRAWN BY GHK
CHECKED BY GHK
DRAWING TITLE BUILDING 400C - BASEMENT LEVEL PLUMBING PLAN
DRAWING NUMBER P-126
COMMENTS

PLAN NOTES

- 1 SANITARY WASTE PIPING BELOW GRADE. REFER TO CIVIL SITE PLAN FOR CONTINUATION.
- 2 STORM DRAIN PIPING BELOW GRADE. REFER TO CIVIL SITE PLAN FOR CONTINUATION.
- 3 GAS SUPPLY BELOW GRADE BY GAS UTILITY. FOR CONTINUATION SEE GAS UTILITY CO.
- 4 GAS REGULATOR & EMERGENCY SHUT-OFF VALVE. GAS DEMAND: 5653 CFH.
- 5 GAS SUPPLY RISER UP TO CEILING SPACE.
- 6 3/4" CW DOWN TO HOSE BIB FROM UNIT'S WATER SUPPLY. SEE UNIT PLANS.
- 7 3" GAS RISER UP.



- (X) DENOTES WASTE & VENT RISER DIAGRAMS ON SHEET P6.3, P6.4, & P6.5
 - (X) DENOTES WATER & GAS RISER DIAGRAMS ON SHEET P6.6 & P6.7.
- FOR PLUMBING FIXTURES SEE SCHEDULE ON SHEET P6.1.

NOTE

PROVIDE WALL CLEAN OUT WCO-1 AT THE BASE OF ALL SANITARY STACKS AT A MINIMUM OF 24" AFF.

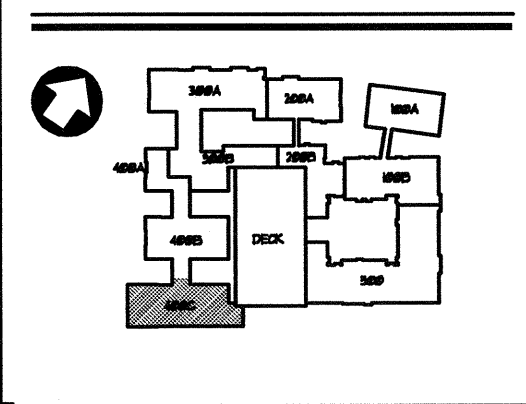
SEE 1/4" SCALE UNIT PLANS P-3 SERIES FOR PLUMBING IN THE UNITS.


GAS PIPING NOTES

1. GAS PIPE SIZING IN THIS BUILDING IS BASED ON 300 FT. MAX. LENGTH, SCH. 40 STEEL PIPE @ 2 PSI, REF. TABLE 402.3(b) 2000 INTERNATIONAL FUEL GAS CODE.
2. GAS PIPE SIZING IN THE APT. UNITS IS BASED ON 200 FT. MAX. LENGTH USING CORRUGATED STAINLESS STEEL TUBING @ .5 PSI REF. TABLE 402.4 (14) -2003 INT'L FUEL GAS CODE.

1 BUILDING 400C - BASEMENT LEVEL - PLUMBING PLAN
SCALE 1/8" = 1'-0"
P-126

KEY PLAN





THE PRESTON PARTNERSHIP, LLC
A MULTI-DISCIPLINARY DESIGN FIRM

1000 ABERNATHY ROAD NE, SUITE 600
ATLANTA, GEORGIA 30328
TELEPHONE: 770 396 7248
FAX: 770 396 2945

WWW.THEPRESTONPARTNERSHIP.COM


CONSULTANT

PROJECT # 02108

KTD Consulting Engineers
ALTA MONTE SPRINGS, FL.
237 S. WESTMONTE DR.
PH: 407-534-7300

FAIRFAX, VA.
8640 MAIN STREET
PH: 703-338-2889
www.ktdengineers.com

SEAL



CERTIFY THAT THESE DOCUMENTS WERE PREPARED OR APPROVED BY ME, AND THAT I AM DULY LICENSED ARCHITECT UNDER THE LAWS OF THE STATE OF MARYLAND, LICENSE NUMBER 00043000001 DATE SEPTEMBER 4, 2004.

PROJECT

ARCHSTONE
KENTLANDS

MARYLAND

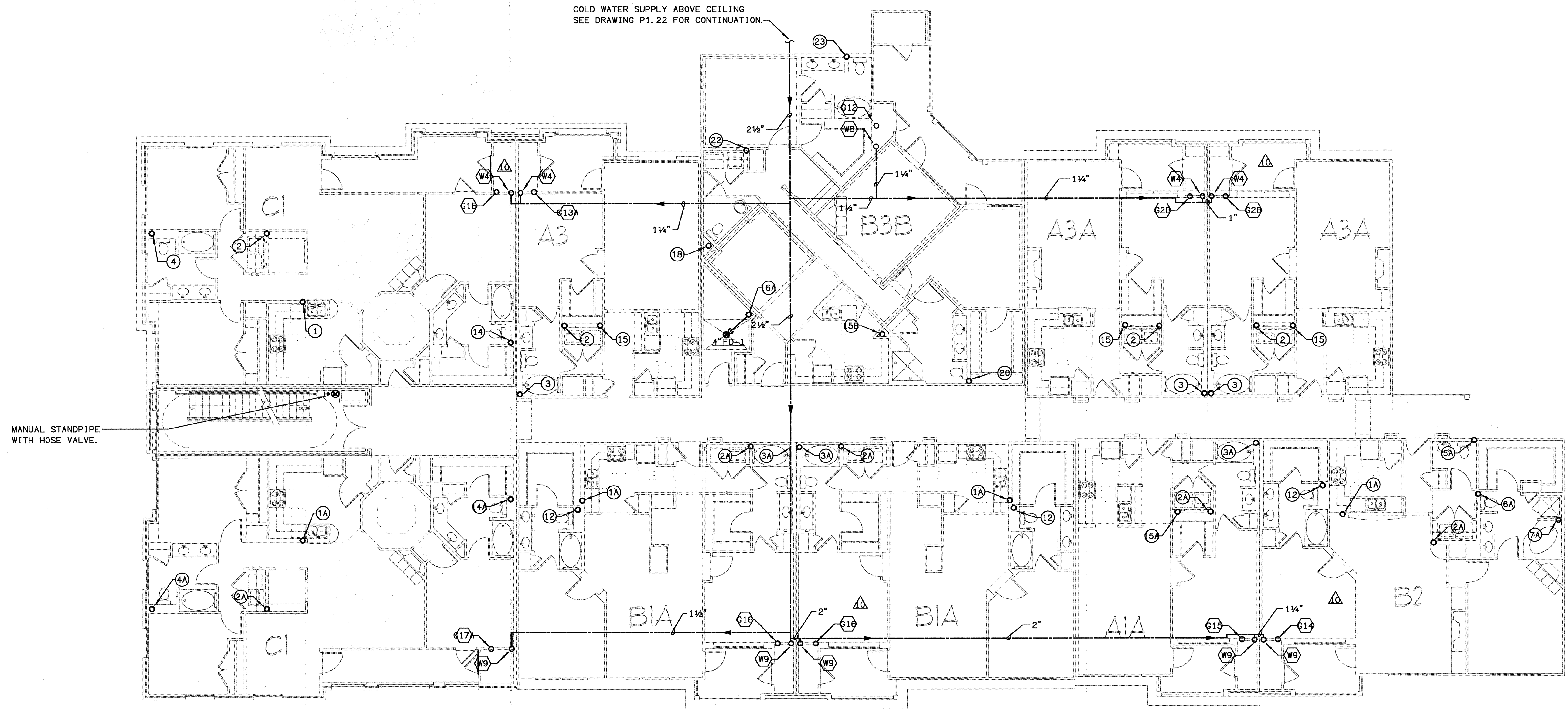
FOR

ARCHSTONE
COMMUNITIES
Six Piedmont Center, Suite 600
Atlanta, Georgia 30305
404-237-9292

REVISIONS

07/18/03 RELEASED FOR CONSTRUCTION
10/17/03 WSSC COMMENTS

DATE: 06/10/02
JOB NUMBER: 021108
DRAWN BY: GHK
CHECKED BY: GHK
DRAWING TITLE: BUILDING 400C - LEVEL TWO PLUMBING PLAN
DRAWING NUMBER: P-128
COMMENTS:



MANUAL STANDPIPE WITH HOSE VALVE.


COLD WATER SUPPLY ABOVE CEILING
SEE DRAWING P1.22 FOR CONTINUATION.

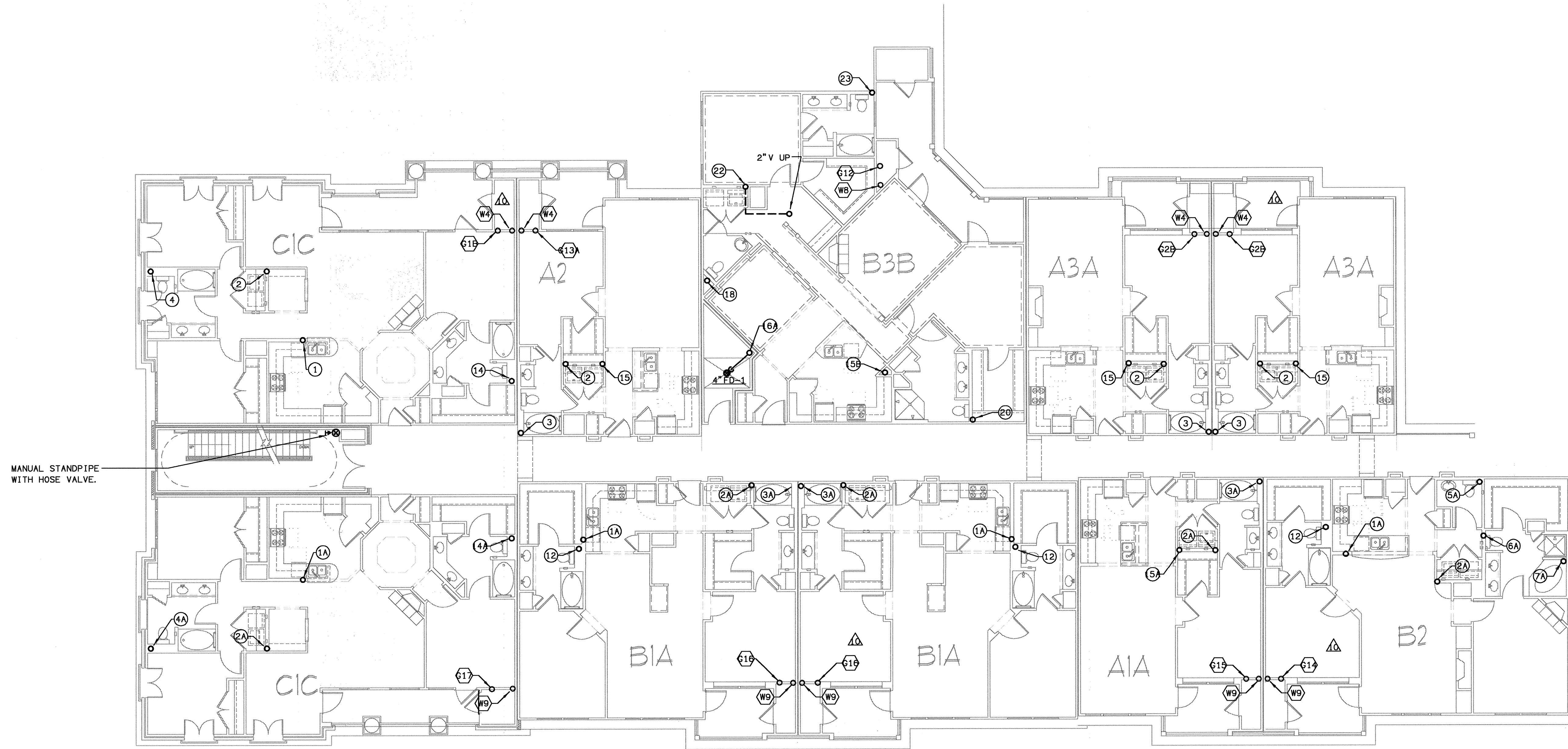
BUILDING 400C - LEVEL TWO - PLUMBING PLAN
SCALE: 1/8" = 1'-0"
02108-P-BLDG-500

(X) DENOTES WASTE & VENT RISER DIAGRAMS ON SHEET P6.3, P6.4, & P6.5

(Y) DENOTES WATER & GAS RISER DIAGRAMS ON SHEET P6.6 & P6.7.

FOR PLUMBING FIXTURES SEE SCHEDULE ON SHEET P6.1.



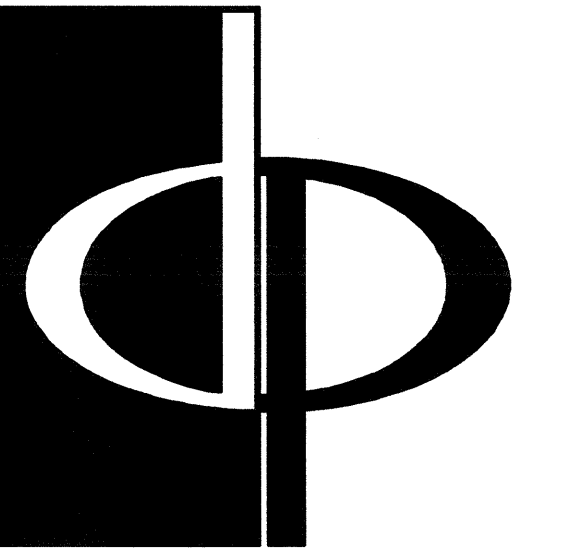
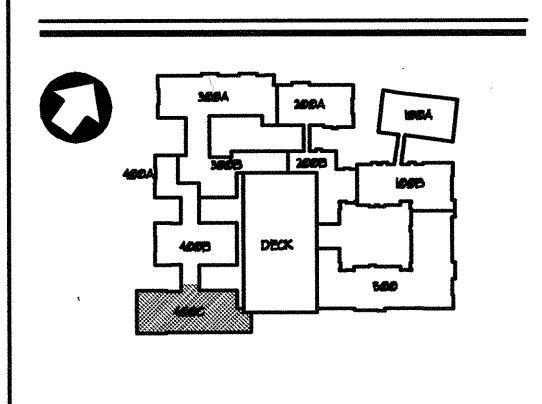


MANUAL STANDPIPE
WITH HOSE VALVE.

BUILDING 400C - LEVEL THREE - PLUMBING PLAN
SCALE: 1/8" = 1'-0" 07/03-P-BLDG-500


- (X) DENOTES WASTE & VENT RISER DIAGRAMS ON SHEET P6. 3, P6. 4, & P6. 5
 - (X) DENOTES WATER & GAS RISER DIAGRAMS ON SHEET P6. 6 & P6. 7.
- FOR PLUMBING FIXTURES SEE SCHEDULE ON SHEET P6. 1.

KEY PLAN



THE PRESTON PARTNERSHIP, LLC
A MULTI-DISCIPLINARY DESIGN FIRM
1000 ABERNATHY ROAD NE, SUITE 600
ATLANTA, GEORGIA 30328
TELEPHONE: 770 396 7248
FAX: 770 396 2945
WWW.THEPRESTONPARTNERSHIP.COM

CONSULTANT
PROJECT # 02109
KTD Consulting Engineers
ALTAMONTE SPRINGS, FL.
237 S. WESTMONTE DR.
PH: 407.834.7900
FAIRFAX, VA.
9640 MAIN STREET
PH: 703.338.2889
www.ktdengineers.com



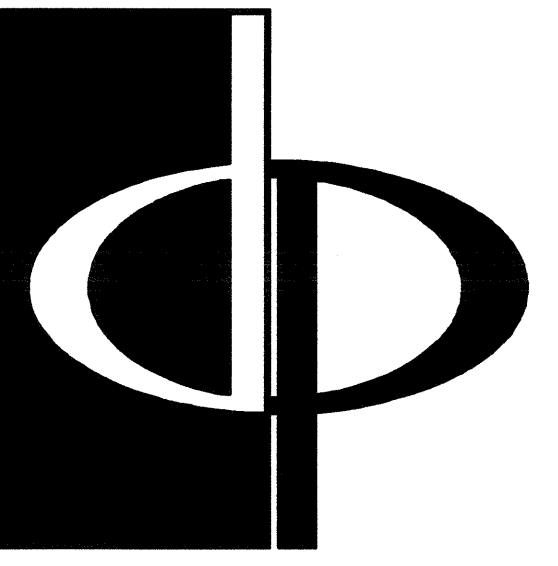
I CERTIFY THAT THESE DOCUMENTS WERE PREPARED OR APPROVED BY ME AND THAT I AM DULY LICENSED ARCHITECT UNDER THE LAWS OF THE STATE OF MARYLAND. LICENSE NUMBER: 9844 EXPIRES DATE: SEPTEMBER 3, 2004.

PROJECT
**ARCHSTONE
KENTLANDS**
MARYLAND

FOR
**ARCHSTONE
COMMUNITIES**
Six Piedmont Center, Suite 600
Atlanta, Georgia 30305
404-237-9292

REVISIONS
07/18/03 RELEASED FOR CONSTRUCTION
10/17/03 WSSC COMMENTS

DATE: 06/01/02
JOB NUMBER: 021108
DRAWN BY: GHK
CHECKED BY: GHK
DRAWING TITLE: BUILDING 400C - LEVEL THREE PLUMBING PLAN
DRAWING NUMBER: P-129
COMMENTS:



THE PRESTON PARTNERSHIP, LLC
A MULTI-DISCIPLINARY DESIGN FIRM

1000 ABERNATHY ROAD NE, SUITE 600
ATLANTA, GEORGIA 30328
TELEPHONE: 770 396 7248
FAX: 770 396 2945


WWW.THEPRESTONPARTNERSHIP.COM

CONSULTANT



PROJECT #
02109
KTD Consulting Engineers
ALTAMONTE SPRINGS, FL.
237 S. WESTMONTE DR.
PH: 407.534.7900
FAIRFAX, VA.
8640 MAIN STREET
PH: 703.338.2889
WWW.KTDENGINEERS.COM

SEAL



I CERTIFY THAT THESE DOCUMENTS WERE PREPARED OR APPROVED BY ME
AND THAT I AM A LICENSED ARCHITECT UNDER THE LAWS OF THE STATE OF
MARYLAND, LICENSE NUMBER 18484 EXPIRES SEPTEMBER 5, 2004.

PROJECT

ARCHSTONE
KENTLANDS

MARYLAND

FOR

ARCHSTONE
COMMUNITIES
Six Piedmont Center, Suite 600
Atlanta, Georgia 30305
404-237-9292

REVISIONS

07/18/03 RELEASED FOR CONSTRUCTION
10/17/03 WSSC COMMENTS

DATE

06/07/02

JOB NUMBER

021100

DRAWN BY

GJK

CHECKED BY

GJK

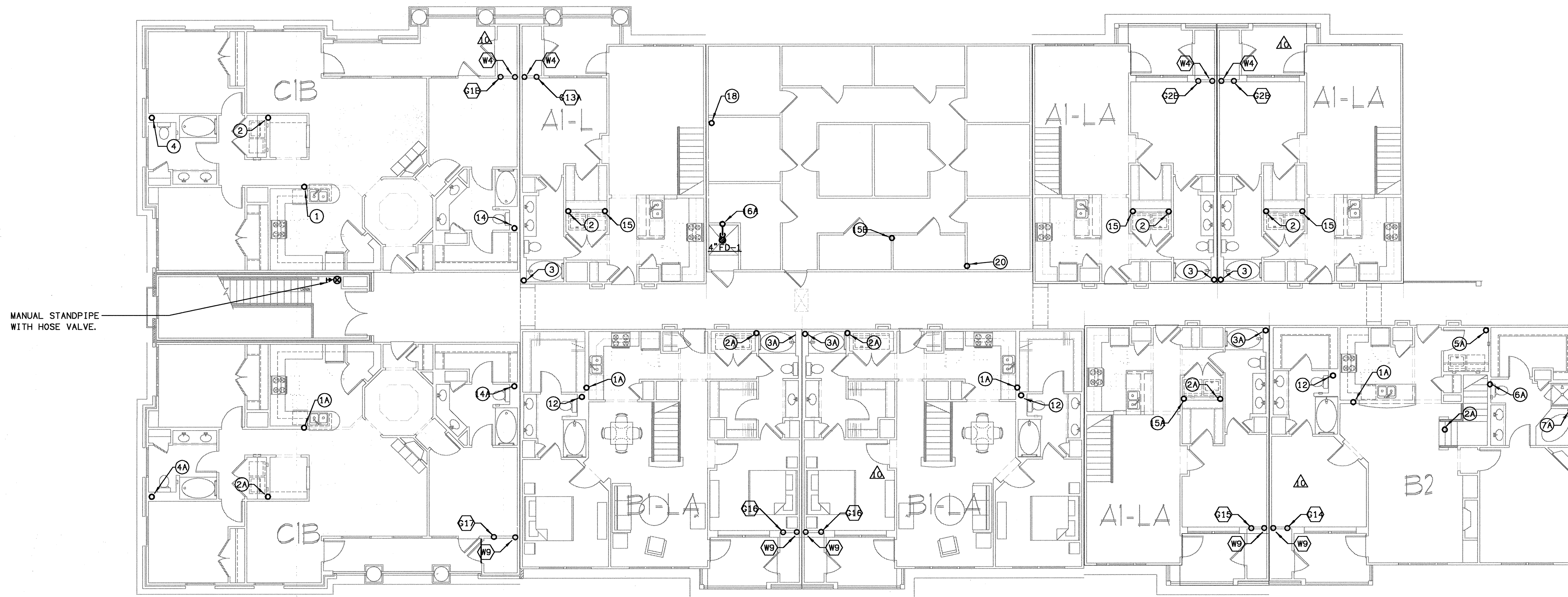
DRAWING TITLE

BUILDING 400C - LEVEL FOUR
PLUMBING PLAN

DRAWING NUMBER

P-1.30

COMMENTS

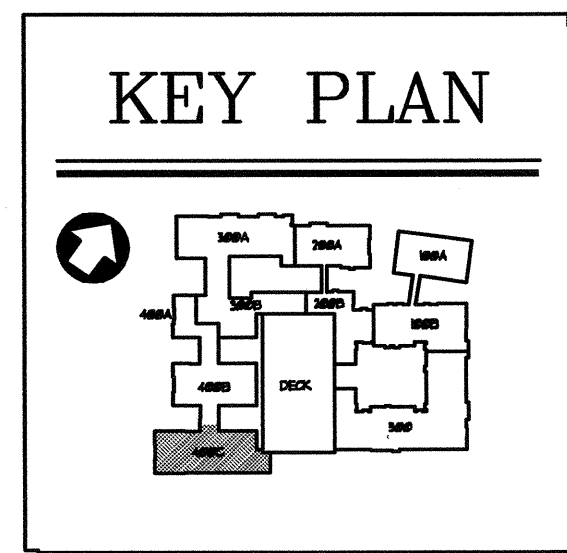


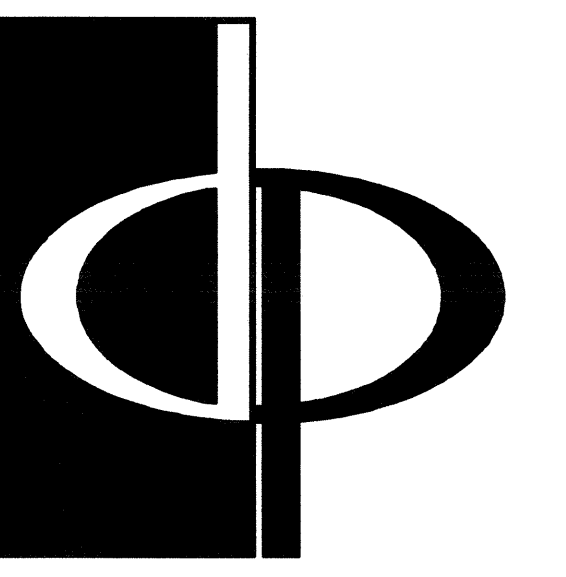
MANUAL STANDPIPE
WITH HOSE VALVE.

1 BUILDING 400C - LEVEL FOUR - PLUMBING PLAN
SCALE: 1/8" = 1'-0"

0209-P-BLDG-500

(X) DENOTES WASTE & VENT RISER
DIAGRAMS ON SHEET P6. 3, P6. 4,
& P6. 5
(X) DENOTES WATER & GAS RISER
DIAGRAMS ON SHEET P6. 6 & P6. 7.
FOR PLUMBING FIXTURES SEE
SCHEDULE ON SHEET P6. 1.






THE PRESTON PARTNERSHIP, LLC
A MULTI-DISCIPLINARY DESIGN FIRM

1000 ABERNATHY ROAD NE, SUITE 600
ATLANTA, GEORGIA 30328
TELEPHONE: 770 396 7248
FAX: 770 396 2945

WWW.THEPRESTONPARTNERSHIP.COM

CONSULTANT



PROJECT # 02109
KTD Consulting Engineers
ALTIMONTE SPRINGS, FL.
237 S. WESTMONTE DR.
PH: 407.834.7900

FAIRFAX, VA.
9840 MAIN STREET
PH: 703.338.2889
WWW.MENGENEERS.COM

SEAL



CERTIFY THAT THESE DOCUMENTS WERE PREPARED OR APPROVED BY ME, AND THAT I AM A LICENSED ARCHITECT UNDER THE LAWS OF THE STATE OF MARYLAND, LICENSE NUMBER 9898 EXPIRATION DATE SEPTEMBER 3, 2004.

PROJECT

ARCHSTONE
KENTLANDS

MARYLAND

FOR

ARCHSTONE
COMMUNITIES
Six Piedmont Center, Suite 600
Atlanta, Georgia 30305
404-237-9292

REVISIONS

07/18/03 RELEASED FOR CONSTRUCTION
10/17/03 WSSC COMMENTS

DATE 06/07/02

JOB NUMBER 021106

DRAWN BY GHK

CHECKED BY GHK

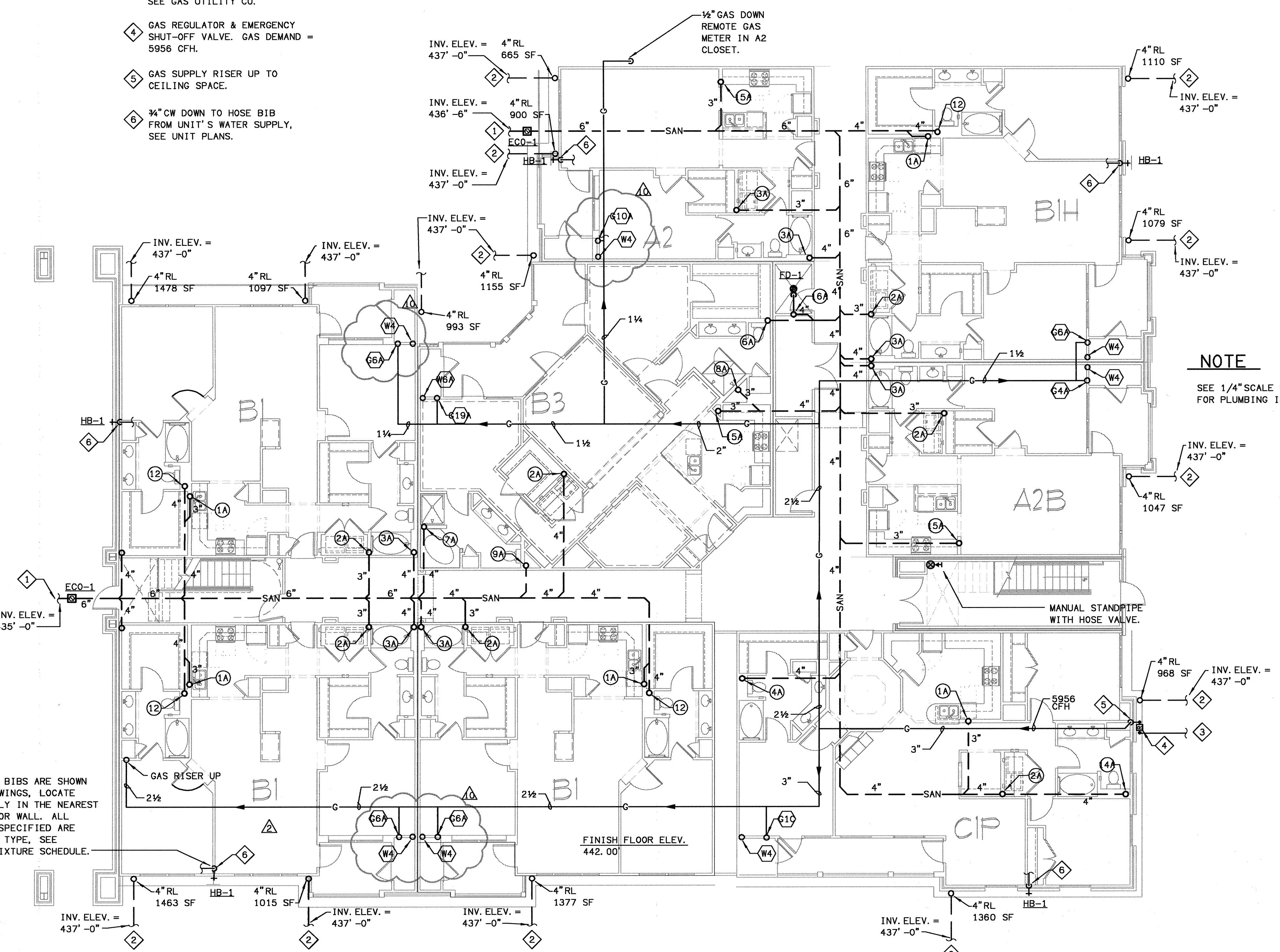
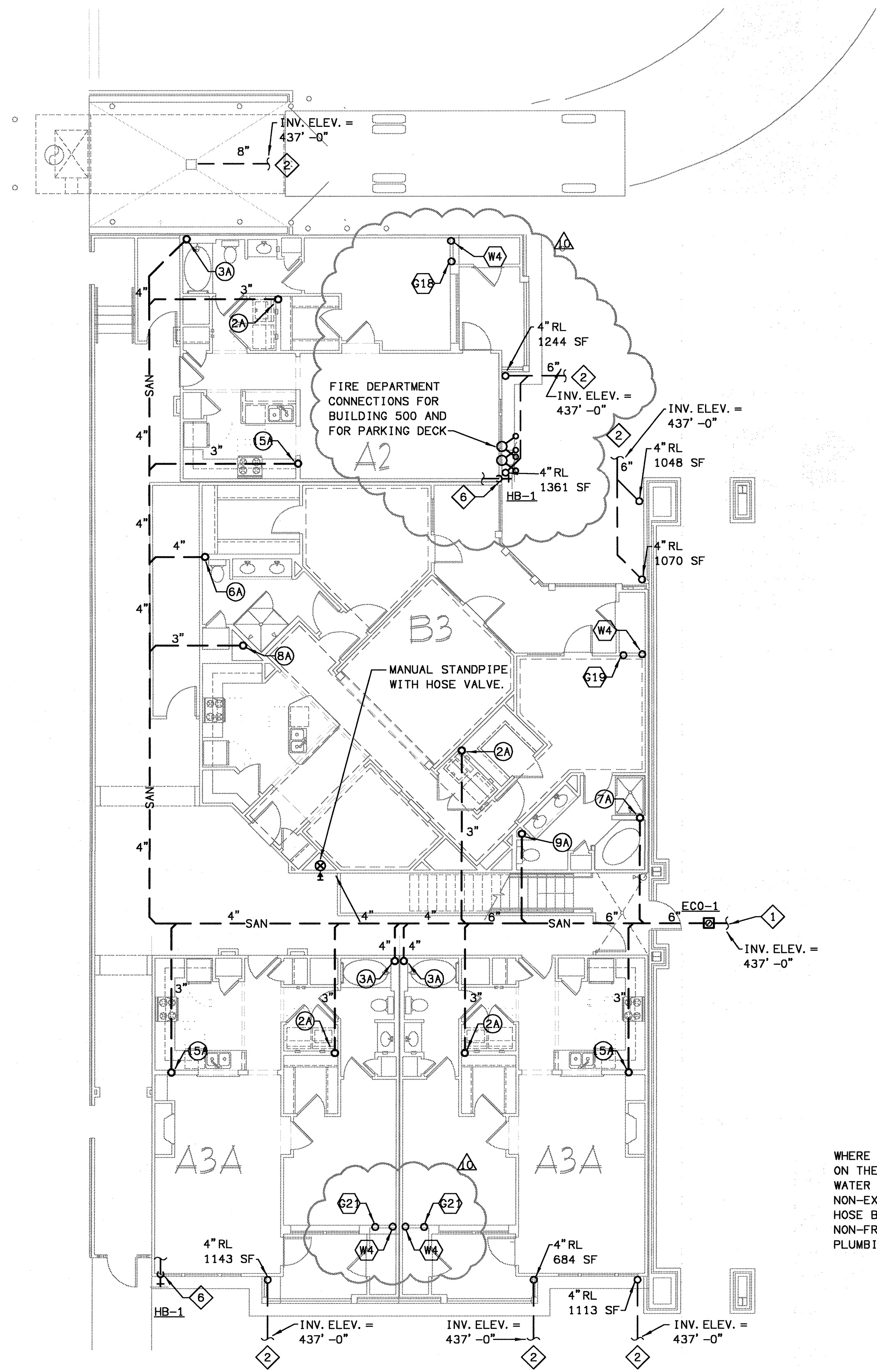
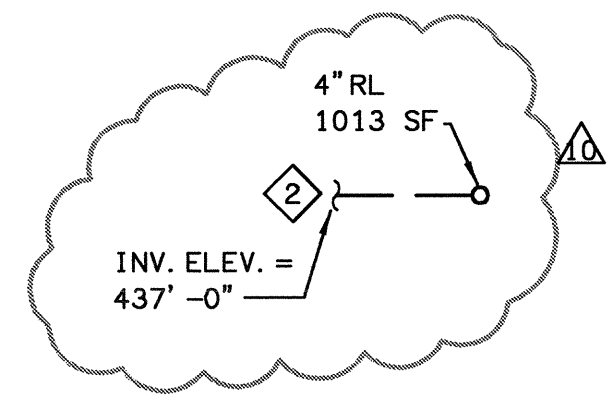
DRAWING TITLE BUILDING 500 - LEVEL ONE PLUMBING PLAN

DRAWING NUMBER P-132

COMMENTS

PLAN NOTES

- 1 SANITARY WASTE PIPING BELOW GRADE. REFER TO CIVIL SITE PLAN FOR CONTINUATION.
- 2 STORM DRAIN PIPING BELOW GRADE. REFER TO CIVIL SITE PLAN FOR CONTINUATION.
- 3 GAS SUPPLY BELOW GRADE BY GAS UTILITY. FOR CONTINUATION SEE GAS UTILITY CO.
- 4 GAS REGULATOR & EMERGENCY SHUT-OFF VALVE. GAS DEMAND = 5956 CFH.
- 5 GAS SUPPLY RISER UP TO CEILING SPACE.
- 6 3/4" CW DOWN TO HOSE BIB FROM UNIT'S WATER SUPPLY. SEE UNIT PLANS.



WHERE HOSE BIBS ARE SHOWN ON THE DRAWINGS, LOCATE WATER SUPPLY IN THE NEAREST NON-EXTERIOR WALL. ALL HOSE BIBS SPECIFIED ARE NON-FREEZE TYPE. SEE PLUMBING FIXTURE SCHEDULE.

1 BUILDING 500 - LEVEL ONE - PLUMBING PLAN
SCALE: 1/8" = 1'-0"
02109-P-BLDG-600

- (X) DENOTES WASTE & VENT RISER DIAGRAMS ON SHEET P6.3, P6.4, & P6.5
 - (X) DENOTES WATER & GAS RISER DIAGRAMS ON SHEET P6.6 & P6.7.
- FOR PLUMBING FIXTURES SEE SCHEDULE ON SHEET P6.1.

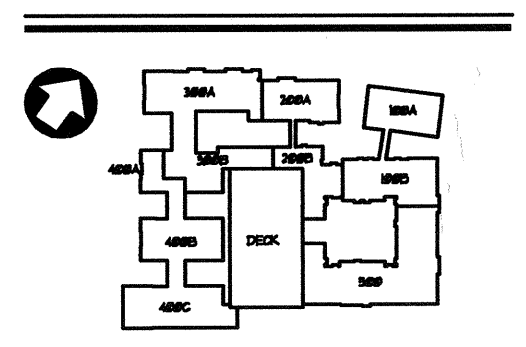
NOTES

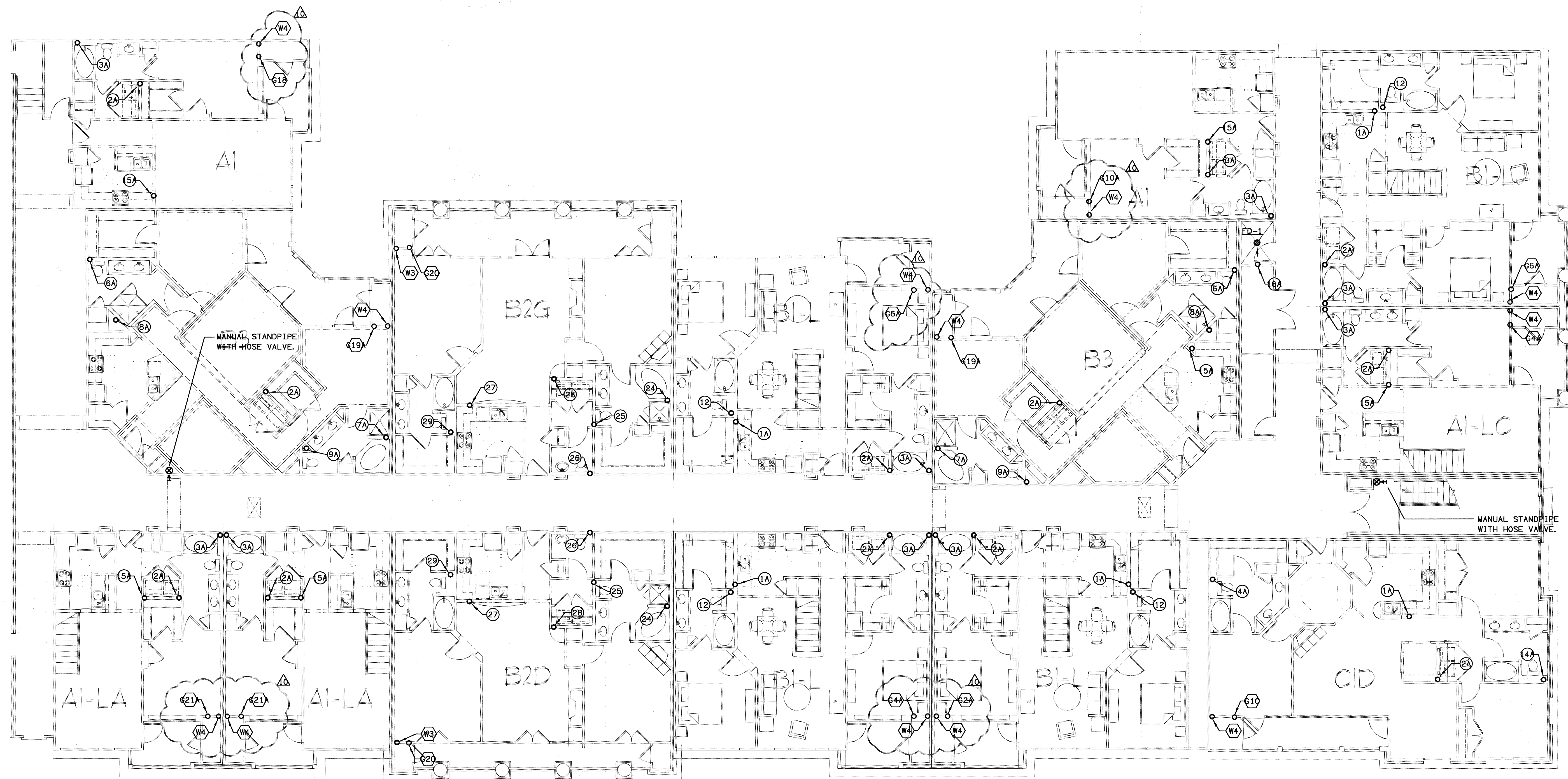
- PROVIDE WALL CLEAN OUT WCO-1 AT THE BASE OF ALL SANITARY STACKS AT A MINIMUM OF 24" AFF.
- SEE 1/4" SCALE UNIT PLANS P-3 SERIES FOR PLUMBING IN THE UNITS.

GAS PIPING NOTES

1. GAS PIPE SIZING IN THIS BUILDING IS BASED ON 400 FT. MAX. LENGTH, SCH. 40 STEEL PIPE @ 2 PSI, REF. TABLE 402.3(8) 2000 INTERNATIONAL FUEL GAS CODE.
2. GAS PIPE SIZING IN THE APT. UNITS IS BASED ON 200 FT. MAX. LENGTH USING CORRUGATED STAINLESS STEEL TUBING @ .5 PSI REF. TABLE 402.4 (14)-2003 INT'L FUEL GAS CODE.

KEY PLAN


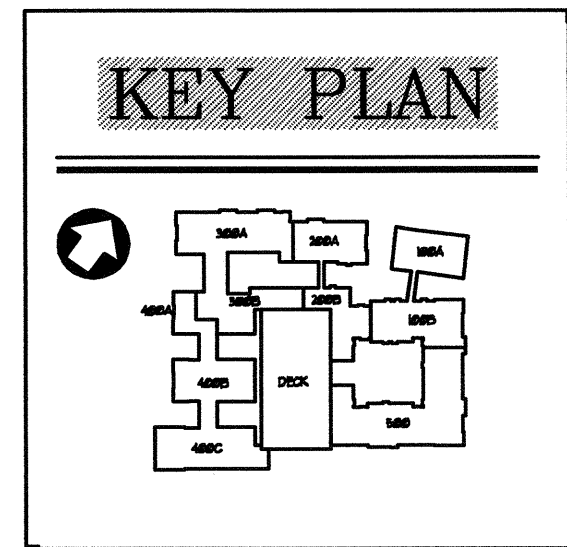




1 BUILDING 500 - LEVEL FOUR - PLUMBING PLAN
 P-135 SCALE: 1/8" = 1'-0" 02102-P-BLDG-600

- (X) DENOTES WASTE & VENT RISER DIAGRAMS ON SHEET P6.3, P6.4, & P6.5
 - (X) DENOTES WATER & GAS RISER DIAGRAMS ON SHEET P6.6 & P6.7.
- FOR PLUMBING FIXTURES SEE SCHEDULE ON SHEET P6.1.


NOTE
 SEE 1/4" SCALE UNIT PLANS P-3 SERIES FOR PLUMBING IN THE UNITS.



THE PRESTON PARTNERSHIP, LLC
 A MULTI-DISCIPLINARY DESIGN FIRM
 1000 ABERNATHY ROAD NE, SUITE 600
 ATLANTA, GEORGIA 30328
 TELEPHONE: 770 396 7248
 FAX: 770 396 2945
 WWW.THEPRESTONPARTNERSHIP.COM

CONSULTANT

 PROJECT # 02109
KTD Consulting Engineers
 ALTAMONTE SPRINGS, FL.
 237 S. WESTMONTE DR.
 PH: 407.834.7900
 FAIRFAX, VA.
 9840 MAIN STREET
 PH: 703.338.2889
 WWW.KTDENGINEERS.COM



CERTIFY THAT THESE DOCUMENTS WERE PREPARED OR APPROVED BY ME AND THAT I AM A duly LICENSED ARCHITECT UNDER THE LAWS OF THE STATE OF MARYLAND. LICENSE NUMBER: 9888 EXPIRATION DATE: SEPTEMBER 1, 2004.

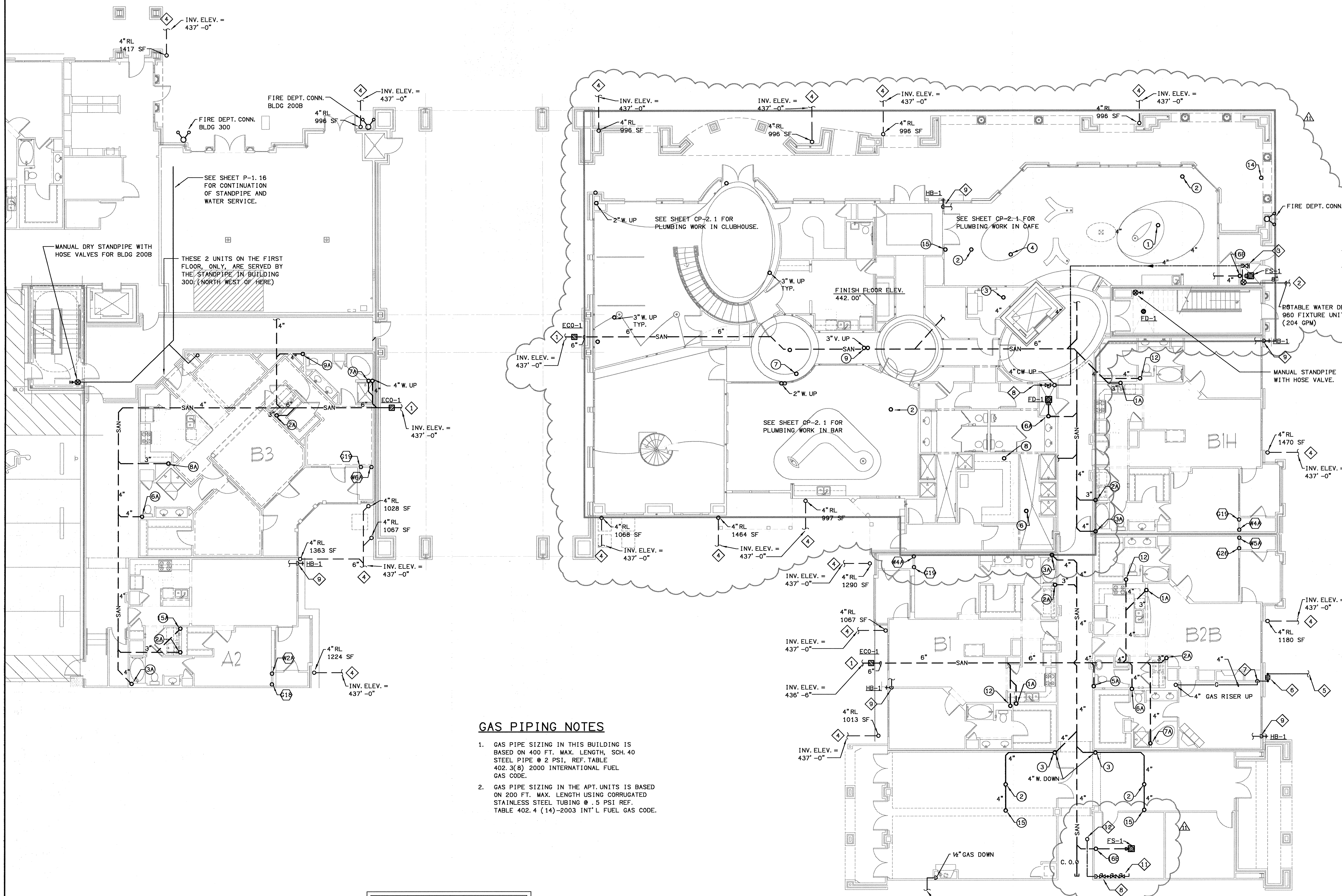
PROJECT
 ARCHSTONE
 KENTLANDS
 MARYLAND

FOR

 Six Piedmont Center, Suite 600
 Atlanta, Georgia 30305
 404-237-9292

REVISIONS
 07/18/03 RELEASED FOR CONSTRUCTION
 10/17/03 WSSC COMMENTS

DATE: 06/10/02
 JOB NUMBER: 021102
 DRAWN BY: GHK
 CHECKED BY: GHK
 DRAWING TITLE: BUILDING 500 - LEVEL FOUR PLUMBING PLAN
 DRAWING NUMBER: P-135
 COMMENTS:



PLAN NOTES

- 1 SANITARY WASTE PIPING BELOW GRADE, REFER TO CIVIL SITE PLAN FOR CONTINUATION.
- 2 COMBINATION DOMESTIC & FIRE PROTECTION WATER SUPPLY PIPING BELOW GRADE, REFER TO CIVIL SITE PLANS FOR CONTINUATION.
- 3 WATER RISER & FIRE RISER WITH BACKFLOW PREVENTERS, SEE DETAIL 1/P1.1.
- 4 STORM DRAIN PIPING BELOW GRADE, REFER TO CIVIL SITE PLAN FOR CONTINUATION.
- 5 GAS SUPPLY BELOW GRADE BY GAS UTILITY, FOR CONTINUATION SEE GAS UTILITY CO.
- 6 GAS REGULATOR & EMERGENCY SHUT-OFF VALVE. GAS DEMAND = 6,384 CFH.
- 7 GAS SUPPLY RISER UP TO CEILING SPACE.
- 8 CW SUPPLY, SHUT-OFF VALVE, AND SUB-METER.
- 9 3/4" CW DOWN TO HOSE BIB FROM UNIT'S WATER SUPPLY. SEE UNIT PLANS.
- 10 ELEVATOR PIT HIGH WATER ALARM PANEL. SEE DETAIL ON SHEET P6-2.
- 11 REDUCED PRESSURE BACKFLOW PREVENTER BP-1 FOR SERVICE TO POOL EQUIPMENT. FOR CONTINUATION SEE POOL EQUIP. SUPPLIER'S DWGS.
- 12 1" CW SUPPLY UP.

GAS PIPING NOTES

1. GAS PIPE SIZING IN THIS BUILDING IS BASED ON 400 FT. MAX. LENGTH, SCH. 40 STEEL PIPE @ 2 PSI, REF. TABLE 402.3(8) 2000 INTERNATIONAL FUEL GAS CODE.
2. GAS PIPE SIZING IN THE APT. UNITS IS BASED ON 200 FT. MAX. LENGTH USING CORRUGATED STAINLESS STEEL TUBING @ .5 PSI REF. TABLE 402.4 (14)-2003 INT'L FUEL GAS CODE.


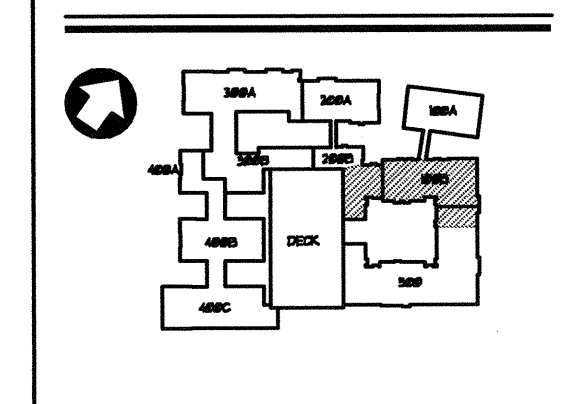
NOTES

PROVIDE WALL CLEAN OUT WCO-1 AT THE BASE OF ALL SANITARY STACKS AT A MINIMUM OF 24" AFF.
SEE 1/4" SCALE UNIT PLANS P-3 SERIES FOR PLUMBING IN THE UNITS.

- (X) DENOTES WASTE & VENT RISER DIAGRAMS ON SHEET P6.3, P6.4, & P6.5
- (X) DENOTES WATER & GAS RISER DIAGRAMS ON SHEET P6.6 & P6.7. FOR PLUMBING FIXTURES SEE SCHEDULE ON SHEET P6.1.

BUILDING 100B, 200B & 500 - LEVEL ONE - PLUMBING PLAN
SCALE: 1/8" = 1'-0"
01/09-P-BLDG-100

KEY PLAN




THE PRESTON PARTNERSHIP, LLC
A MULTI-DISCIPLINARY DESIGN FIRM

1000 ABERNATHY ROAD NE, SUITE 600
ATLANTA, GEORGIA 30328
TELEPHONE: 770 396 7248
FAX: 770 396 2945
WWW.THEPRESTONPARTNERSHIP.COM

CONSULTANT

KTD Consulting Engineers
ALTIMONTE SPRINGS, FL.
237 S. WESTMONTA DR.
P.O. BOX 154
FAIRFAX, VA.
9840 MAIN STREET
PH: 703.338.2889
www.ktdengineers.com



CERTIFY THAT THESE DOCUMENTS WERE PREPARED OR APPROVED BY ME, AND THAT I AM A LICENSED ARCHITECT UNDER THE LAWS OF THE STATE OF FLORIDA. LICENSE NUMBER: 9894 EXPIRATION DATE: SEPTEMBER 3, 2004.

PROJECT

ARCHSTONE KENTLANDS

MARYLAND

FOR

ARCHSTONE COMMUNITIES
Six Piedmont Center, Suite 600
Atlanta, Georgia 30305
404-237-9292

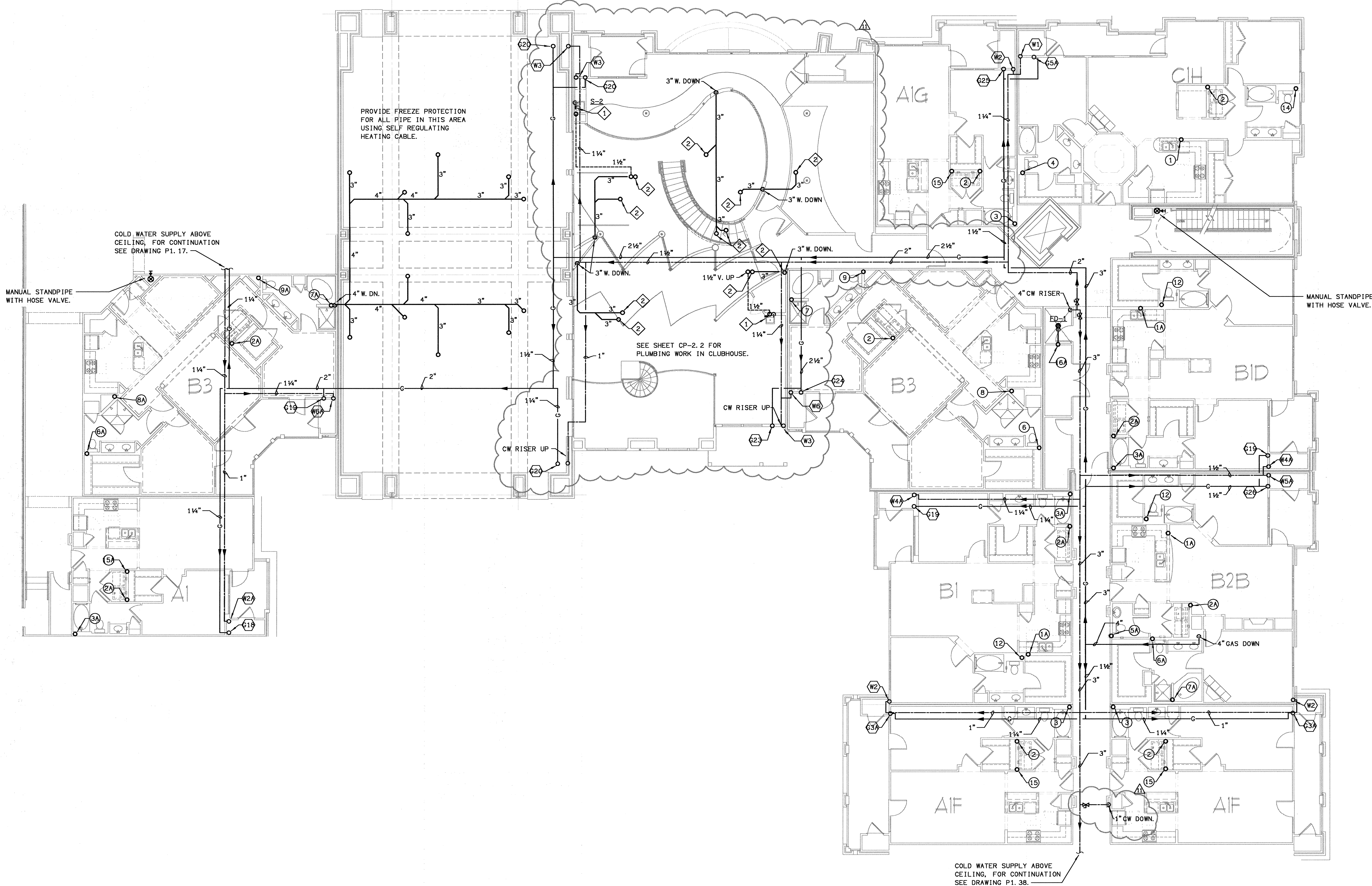
REVISIONS
07/18/03 RELEASED FOR CONSTRUCTION
10/17/03 WSSC COMMENTS

DATE 06/07/02
JOB NUMBER 021106
DRAWN BY GHK
CHECKED BY GHK
DRAWING TITLE BUILDING 100B, 200B & 500 - LEVEL ONE PLUMBING PLAN
DRAWING NUMBER P-137
COMMENTS

PLAN NOTES

1 WATER HEATER WH-3 SEE EQUIPMENT SCHEDULE ON SHEET P6. 1. SEE DETAIL ON SHEET P3. 14.

2 3" W. UP.



(X) DENOTES WASTE & VENT RISER DIAGRAMS ON SHEET P6. 3, P6. 4, & P6. 5


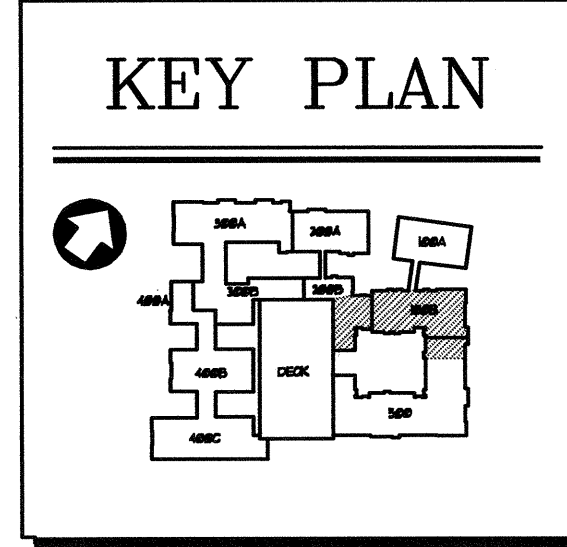
(X) DENOTES WATER & GAS RISER DIAGRAMS ON SHEET P6. 6 & P6. 7.

FOR PLUMBING FIXTURES SEE SCHEDULE ON SHEET P6. 1.

NOTE

SEE 1/4" SCALE UNIT PLANS P-3 SERIES FOR PLUMBING IN THE UNITS.

BUILDING 100B, 200B & 500 - LEVEL TWO - PLUMBING PLAN
 P-138 SCALE: 1/8" = 1'-0" 02/03-P-BLDG-100




THE PRESTON PARTNERSHIP, LLC
 A MULTI-DISCIPLINARY DESIGN FIRM

1000 ABERNATHY ROAD NE, SUITE 600
 ATLANTA, GEORGIA 30328
 TELEPHONE: 770 396 7248
 FAX: 770 396 2945
 WWW.THEPRESTONPARTNERSHIP.COM

CONSULTANT

KTD Consulting Engineers
 ALTAMONTE SPRINGS, FL.
 237 S. WESTMONTE DR.
 PH: 407.834.7900

FAIRFAX, VA.
 8840 MAIN STREET
 PH: 703.338.2889
 www.ktdengineers.com



CERTIFY THAT THESE DOCUMENTS WERE PREPARED OR APPROVED BY ME, AND THAT I AM A LICENSED ARCHITECT UNDER THE LAWS OF THE STATE OF MARYLAND, LICENSE NUMBER 00041 EXPIRES DATE SEPTEMBER 3, 2004.

PROJECT

ARCHSTONE
KENTLANDS

MARYLAND

FOR

ARCHSTONE
 COMMUNITIES
 Six Piedmont Center, Suite 600
 Atlanta, Georgia 30305
 404-237-9292

REVISIONS

07/18/03 RELEASED FOR CONSTRUCTION

10/17/03 WSSC COMMENTS

DATE: 06/07/02

JOB NUMBER: 021106

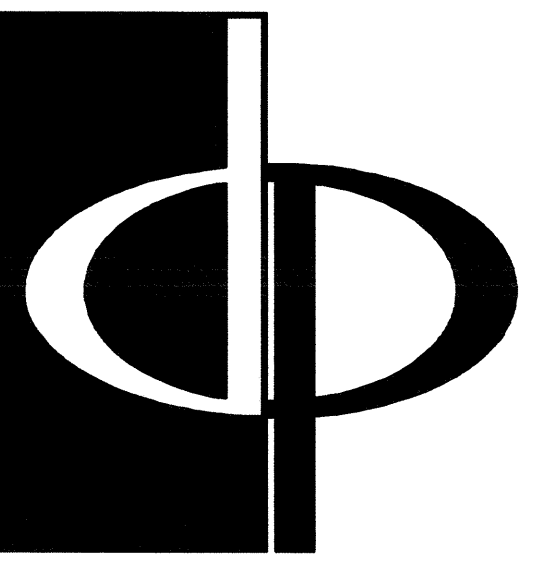
DRAWN BY: GHK

CHECKED BY: GHK

DRAWING TITLE: BUILDING 100B, 200B & 500 - LEVEL TWO PLUMBING PLAN

DRAWING NUMBER: P-138

COMMENTS:



THE PRESTON PARTNERSHIP, LLC
A MULTI-DISCIPLINARY DESIGN FIRM

1000 ABERNATHY ROAD NE, SUITE 600
ATLANTA, GEORGIA 30328
TELEPHONE: 770 396 7248
FAX: 770 396 2945


WWW.THEPRESTONPARTNERSHIP.COM

CONSULTANT



PROJECT #:
02109
KTD Consulting Engineers
ALTAMONTE SPRINGS, FL.
237 S. WESTMONTE DR.
PH: 407.834.7000
FAIRFAX, VA.
9840 MAIN STREET
PH: 703.338.2899
www.ktdengineers.com

SEAL



CERTIFY THAT THESE DOCUMENTS WERE PREPARED OR APPROVED BY ME,
AND THAT I AM A DULY LICENSED ARCHITECT UNDER THE LAWS OF THE STATE OF
MARYLAND, LICENSE NUMBER 98948 EXP. DATE SEPTEMBER 3, 2004.

PROJECT
ARCHSTONE
KENTLANDS

MARYLAND

FOR

ARCHSTONE
COMMUNITIES
Six Piedmont Center, Suite 600
Atlanta, Georgia 30305
404-237-9292

REVISIONS

07/18/03 RELEASED FOR CONSTRUCTION
10/17/03 WSSC COMMENTS

DATE

JOB NUMBER 0610102

DRAWN BY 021102

CHECKED BY GHK

DRAWING TITLE GHK

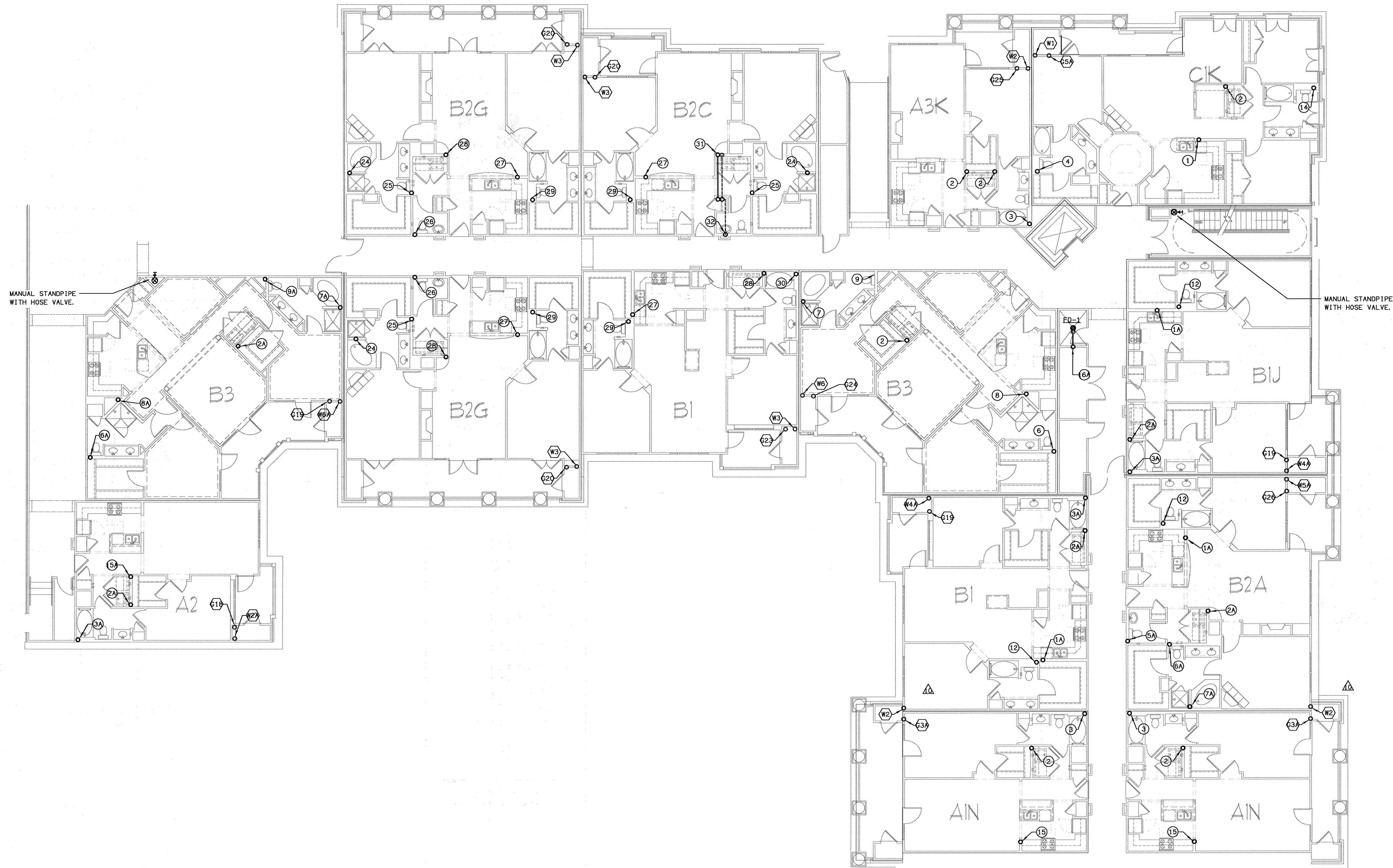
BUILDING 100B, 200B + 500 - LEVEL THREE

PLUMBING PLAN

DRAWING NUMBER

P-139

COMMENTS



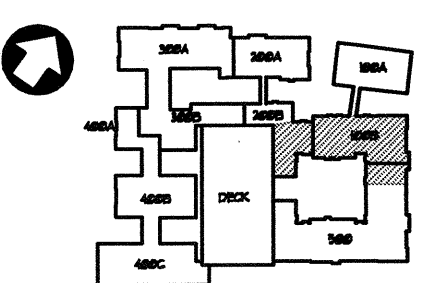
(X) DENOTES WASTE & VENT RISER
DIAGRAMS ON SHEET P6. 3, P6. 4,
& P6. 5
(X) DENOTES WATER & GAS RISER
DIAGRAMS ON SHEET P6. 6 & P6. 7.
FOR PLUMBING FIXTURES SEE
SCHEDULE ON SHEET P6. 1.


NOTE

SEE 1/4" SCALE UNIT PLANS P-3 SERIES
FOR PLUMBING IN THE UNITS.

1 BUILDING 100B, 200B + 500 - LEVEL THREE - PLUMBING PLAN
P-139 SCALE: 1/8" = 1'-0" 07/03-P-BLDC-100

KEY PLAN






THE PRESTON PARTNERSHIP, LLC
A MULTI-DISCIPLINARY DESIGN FIRM

1000 ABERNATHY ROAD NE, SUITE 600
ATLANTA, GEORGIA 30328
TELEPHONE: 770 396 7248
FAX: 770 396 2945

WWW.THEPRESTONPARTNERSHIP.COM


CONSULTANT



PROJECT # 02109
KTD Consulting Engineers
ALTAMONTE SPRINGS, FL.
237 S. WESTMONTA DR.
PH: 407.834.7900

FAIRFAX, VA.
9840 MAIN STREET
PH: 703.338.2899
WWW.KTDENGINEERS.COM

SEAL



I CERTIFY THAT THESE DOCUMENTS WERE PREPARED OR APPROVED BY ME, AND THAT I AM DULY LICENSED ARCHITECT UNDER THE LAWS OF THE STATE OF MARYLAND. LICENSE NUMBER: 9384 EXPIRES DATE: SEPTEMBER 15, 2006

PROJECT

ARCHSTONE
KENTLANDS

MARYLAND

FOR

ARCHSTONE
COMMUNITIES
Six Piedmont Center, Suite 600
Atlanta, Georgia 30305
404-237-9292

REVISIONS

07/18/03 RELEASED FOR CONSTRUCTION
10/17/03 WSSC COMMENTS

DATE 06/07/02

JOB NUMBER 021106

DRAWN BY GHK

CHECKED BY GHK

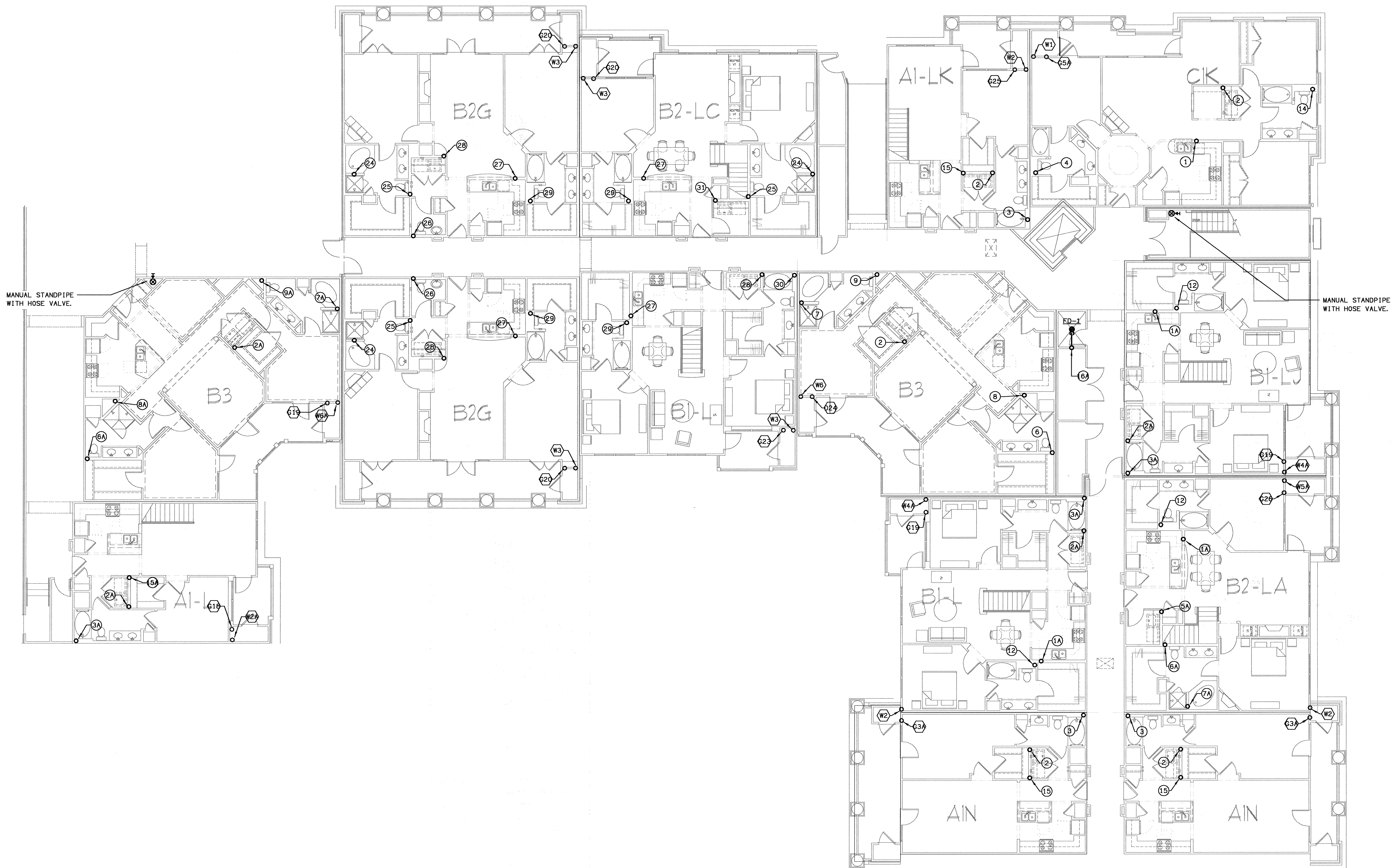
DRAWING TITLE

BUILDING 100B, 200B & 500 - LEVEL FOUR PLUMBING PLAN

DRAWING NUMBER

P-140

COMMENTS



MANUAL STANDPIPE
WITH HOSE VALVE.

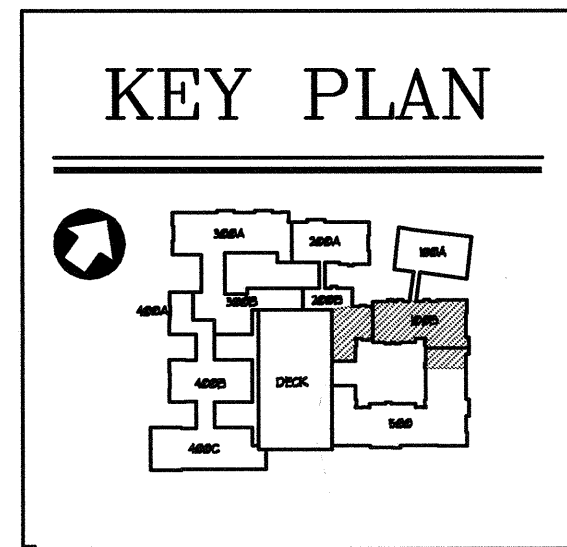
MANUAL STANDPIPE
WITH HOSE VALVE.


- ⊗ DENOTES WASTE & VENT RISER DIAGRAMS ON SHEET P6.3, P6.4, & P6.5
 - ⊗ DENOTES WATER & GAS RISER DIAGRAMS ON SHEET P6.6 & P6.7.
- FOR PLUMBING FIXTURES SEE SCHEDULE ON SHEET P6.1.

NOTE

SEE 1/4" SCALE UNIT PLANS P-3 SERIES FOR PLUMBING IN THE UNITS.

BUILDING 100B, 200B & 500 - LEVEL FOUR - PLUMBING PLAN
SCALE: 1/8" = 1'-0"
07/03-P-BLDG-100



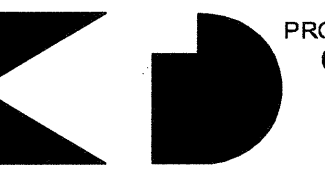


THE PRESTON PARTNERSHIP, LLC
A MULTI-DISCIPLINARY DESIGN FIRM

1000 ABERNATHY ROAD NE, SUITE 600
ATLANTA, GEORGIA 30328
TELEPHONE: 770 396 7248
FAX: 770 396 2945

WWW.THEPRESTONPARTNERSHIP.COM

CONSULTANT




PROJECT #
02109

KTD Consulting Engineers
ALTAMONTE SPRINGS, FL.
237 S. WESTMONTE DR.
PH: 407.834.7100

FAIRFAX, VA.
9840 MAIN STREET
PH: 703.338.2889
WWW.KTDENGINEERS.COM

SEAL



I CERTIFY THAT THESE DOCUMENTS WERE PREPARED OR APPROVED BY ME AND THAT I AM A LICENSED ARCHITECT UNDER THE LAWS OF THE STATE OF MARYLAND LICENSE NUMBER 9848 EXPIRES DATE SEPTEMBER 8, 2008.

PROJECT

ARCHSTONE
KENTLANDS

MARYLAND

FOR

ARCHSTONE
COMMUNITIES
Six Piedmont Center, Suite 600
Atlanta, Georgia 30305
404-237-9292

REVISIONS

07/18/03 RELEASED FOR CONSTRUCTION
10/17/03 WSSC COMMENTS

DATE

06/10/02

JOB NUMBER

021108

DRAWN BY

GJK

CHECKED BY

GJK

DRAWING TITLE

PARKING DECK - BASEMENT 2 LEVEL

PLUMBING PLAN

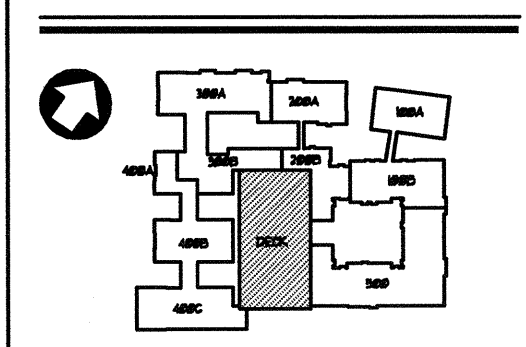
DRAWING NUMBER


PP-1.0

COMMENTS

1 PARKING DECK - BASEMENT 2 LEVEL - PLUMBING PLAN
SCALE: 1/8" = 1'-0" 02109-P-PARKING

KEY PLAN





THE PRESTON PARTNERSHIP, LLC
A MULTI-DISCIPLINARY DESIGN FIRM

1000 ABERNATHY ROAD NE, SUITE 600
ATLANTA, GEORGIA 30328
TELEPHONE: 770 396 7248
FAX: 770 396 2945
WWW.THEPRESTONPARTNERSHIP.COM


CONSULTANT



PROJECT #:
02109
KTD Consulting Engineers
ALTIMONTE SPRINGS, FL.
237 S. WESTMONTE DR.
PH: 407.834.7800

FAIRFAX, VA.
8640 MAIN STREET
PH: 703.338.2889
www.ktdengineers.com

SEAL



I CERTIFY THAT THESE DOCUMENTS WERE PREPARED OR APPROVED BY ME, AND THAT I AM A DULY LICENSED ARCHITECT UNDER THE LAWS OF THE STATE OF MARYLAND, LICENSE NUMBER: 8884 EXPIRES DATE: SEPTEMBER 3, 2004.

PROJECT

ARCHSTONE
KENTLANDS

MARYLAND

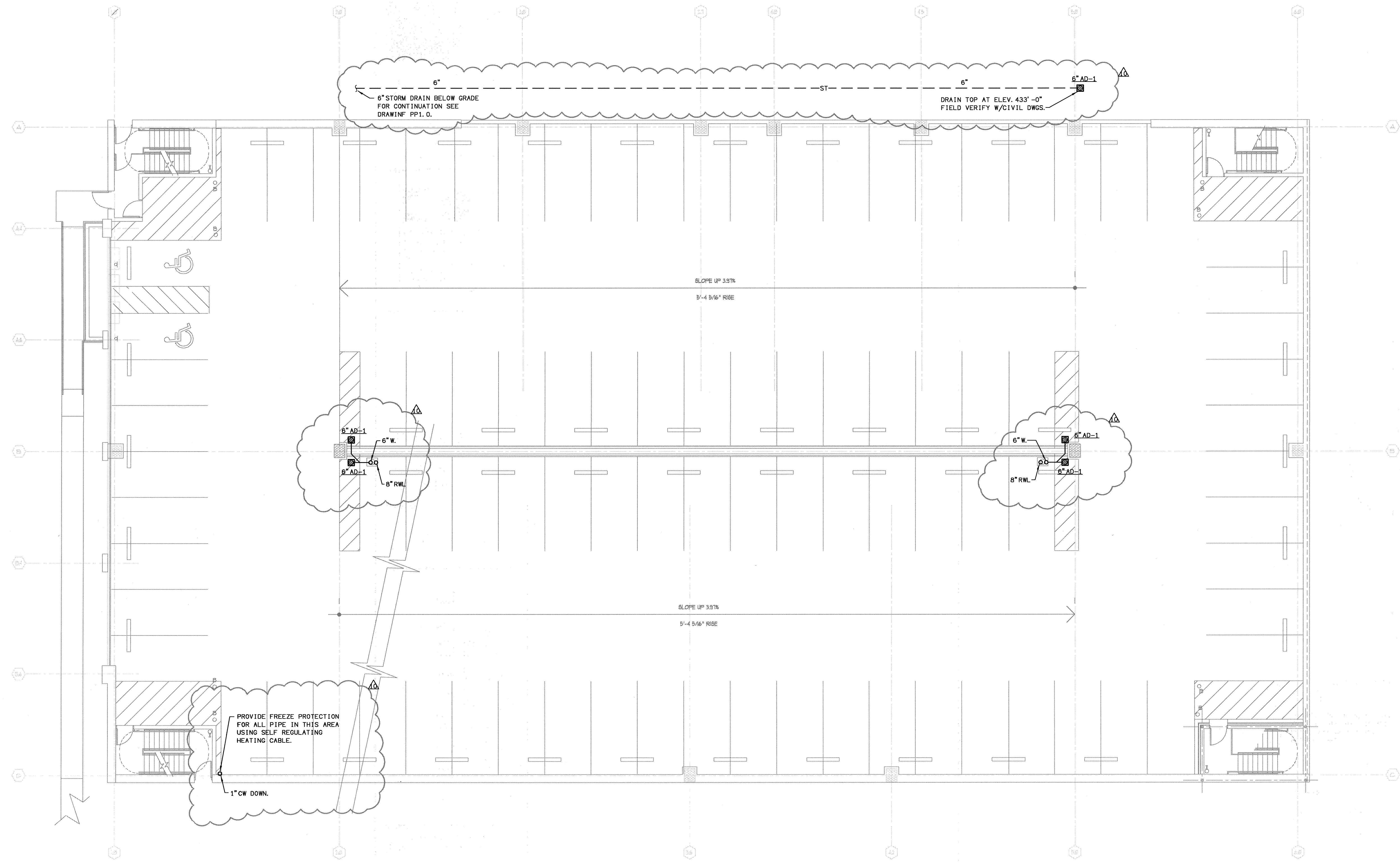
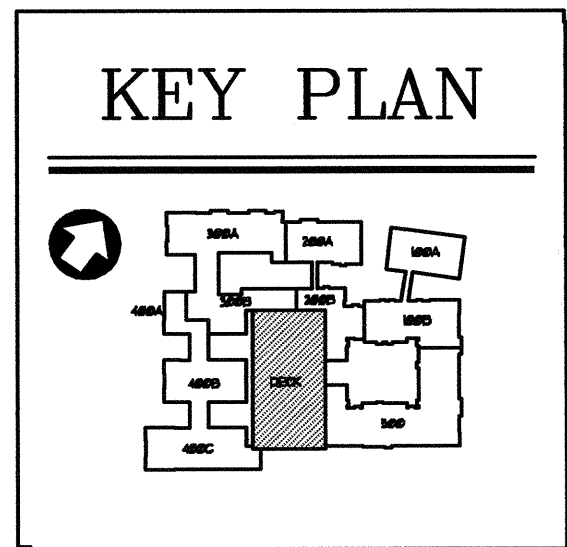
FOR

ARCHSTONE
COMMUNITIES
Six Piedmont Center, Suite 600
Atlanta, Georgia 30305
404-237-9292

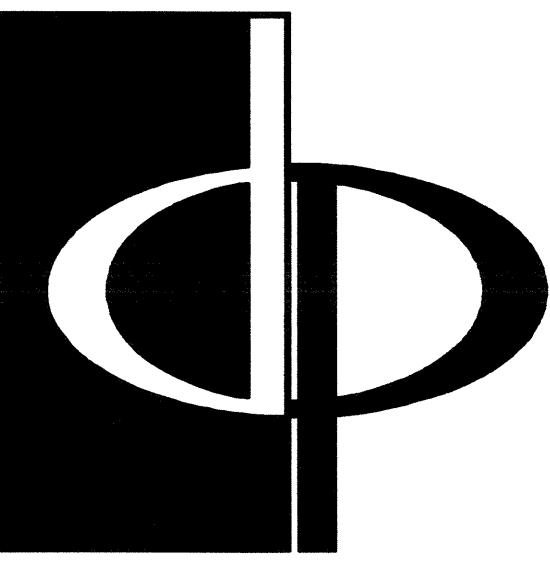
REVISIONS

07/18/03 RELEASED FOR CONSTRUCTION
10/17/03 WSSC COMMENTS

DATE: 06/10/02
JOB NUMBER: 021108
DRAWN BY: GHK
CHECKED BY: GHK
DRAWING TITLE: PARKING DECK - BASEMENT LEVEL PLUMBING PLAN
DRAWING NUMBER: PP-1.1
COMMENTS:



1 PARKING DECK - BASEMENT LEVEL - PLUMBING PLAN
SCALE: 1/8" = 1'-0" 02/03-P-PARKING



THE PRESTON PARTNERSHIP, LLC
A MULTI-DISCIPLINARY DESIGN FIRM

1000 ABERNATHY ROAD NE, SUITE 600
ATLANTA, GEORGIA 30328
TELEPHONE: 770 396 7248
FAX: 770 396 2945

WWW.THEPRESTONPARTNERSHIP.COM


CONSULTANT

PROJECT # 02108

KTD Consulting Engineers
ALAMONTE SPRINGS, FL.
237 S. WESTMONT DR.
PH: 407.834.7900

FAIRFAX, VA.
9640 MAIN STREET
PH: 703.338.2889
www.ktdengineers.com

SEAL



I CERTIFY THAT THESE DOCUMENTS WERE PREPARED OR APPROVED BY ME, AND THAT I AM A DULY LICENSED ARCHITECT UNDER THE LAWS OF THE STATE OF FLORIDA, LICENSE NUMBER 9844 EXPIRES ON DATE SEPTEMBER 3, 2004.

PROJECT

ARCHSTONE
KENTLANDS

HARTLAND

FOR

ARCHSTONE
COMMUNITIES
Six Piedmont Center, Suite 600
Atlanta, Georgia 30305
404-237-9292

REVISIONS

07/18/03 RELEASED FOR CONSTRUCTION
10/17/03 WSSC COMMENTS

DATE 06/10/02

JOB NUMBER 021108

DRAWN BY GHK

CHECKED BY GHK

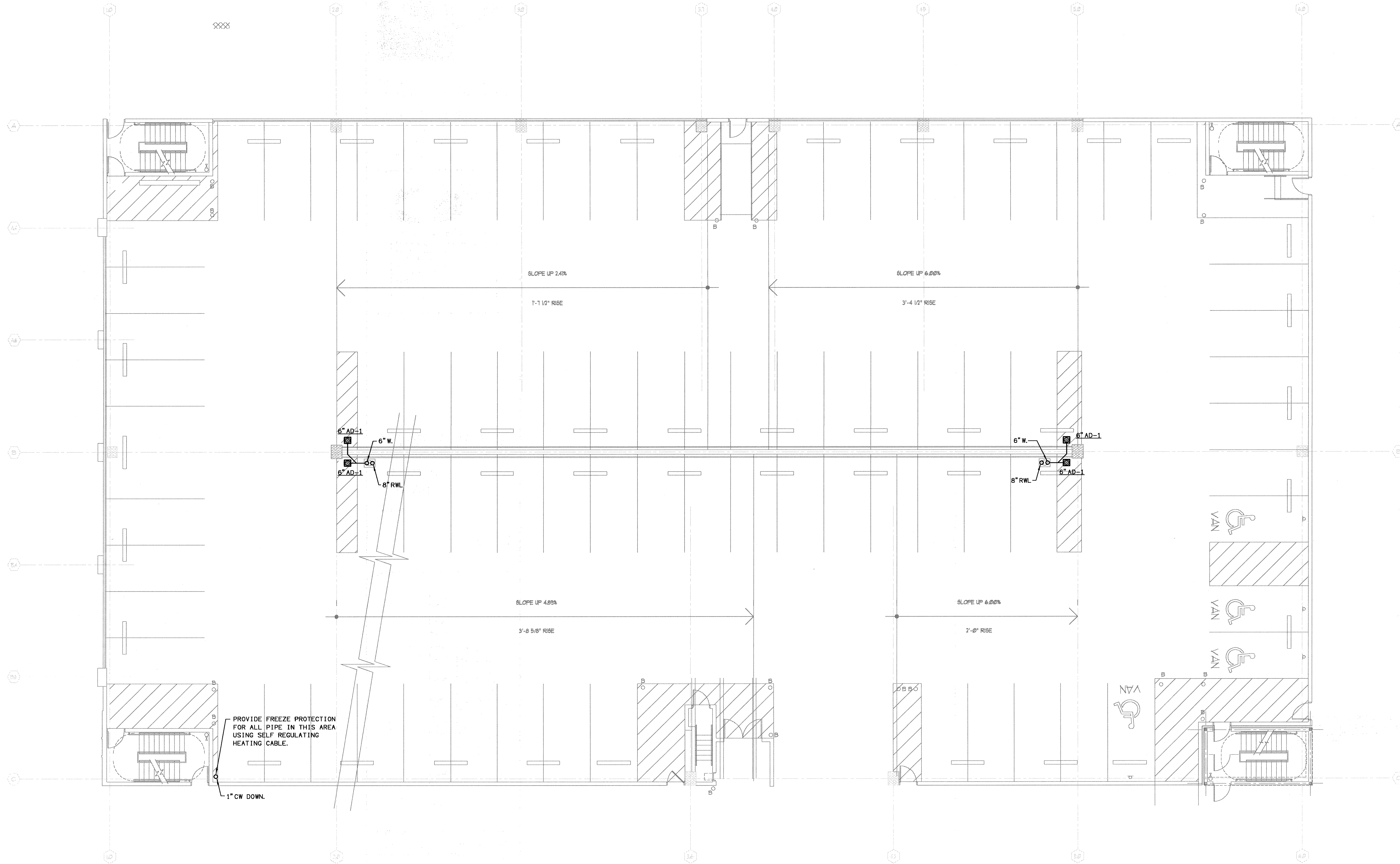
DRAWING TITLE

PARKING DECK - FIRST LEVEL
PLUMBING PLAN

DRAWING NUMBER

PP-12

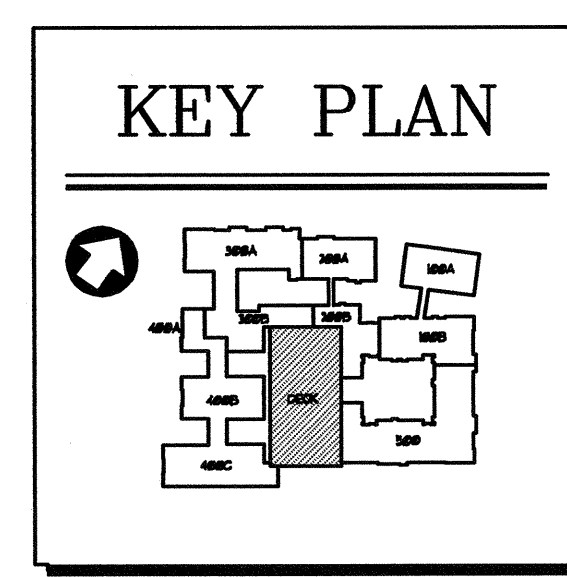
COMMENTS




PROVIDE FREEZE PROTECTION FOR ALL PIPE IN THIS AREA USING SELF REGULATING HEATING CABLE.

1\"/>

1 PARKING DECK - FIRST LEVEL - PLUMBING PLAN
PP-12 SCALE 1/8\"/>





THE PRESTON PARTNERSHIP, LLC
A MULTI-DISCIPLINARY DESIGN FIRM

1000 ABERNATHY ROAD NE, SUITE 600
ATLANTA, GEORGIA 30328
TELEPHONE: 770 396 7248
FAX: 770 396 2945

WWW.THEPRESTONPARTNERSHIP.COM


CONSULTANT

PROJECT # 021109

KTD Consulting Engineers
ALTAMONTE SPRINGS, FL.
237 S. WESTMONTE DR.
PH: 407.834.7300

FAIRFAX, VA.
3640 MAIN STREET
PH: 703.338.2889
www.ktdengineers.com

SEAL



CERTIFY THAT THESE DOCUMENTS WERE PREPARED OR APPROVED BY ME, AND THAT I AM A LICENSED ARCHITECT UNDER THE LAWS OF THE STATE OF MARYLAND, LICENSE NUMBER 18488 EXPIRES DATE SEPTEMBER 3, 2004

PROJECT

ARCHSTONE
KENTLANDS

MARYLAND

FOR

ARCHSTONE
COMMUNITIES
Six Piedmont Center, Suite 600
Atlanta, Georgia 30305
404-237-9292

REVISIONS

07/18/03 RELEASED FOR CONSTRUCTION
10/17/03 WSSC COMMENTS

DATE

JOB NUMBER 021109

DRAWN BY GHK

CHECKED BY GHK

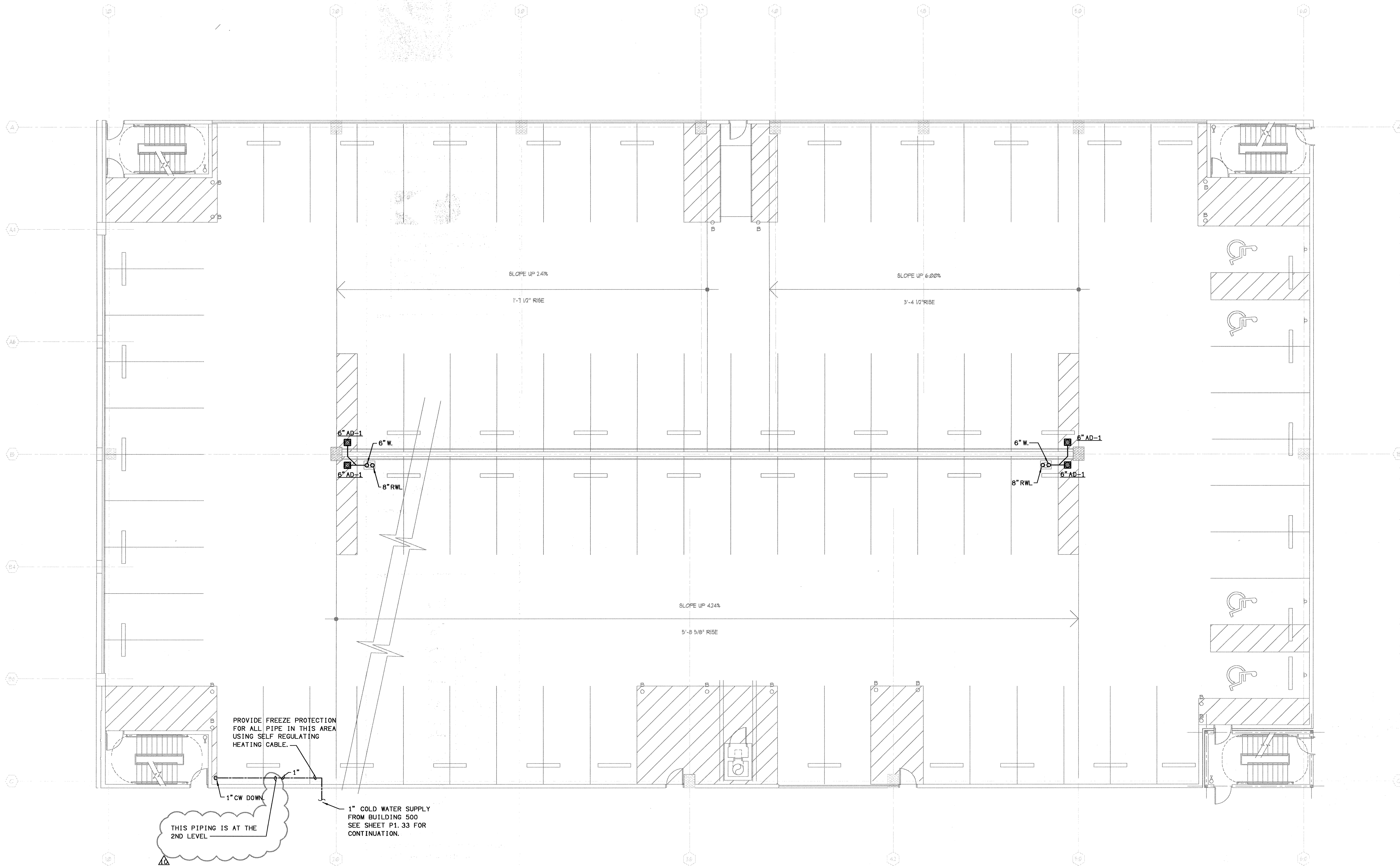
DRAWING TITLE

PARKING DECK - SECOND THRU FIFTH LEVEL - PLUMBING PLAN

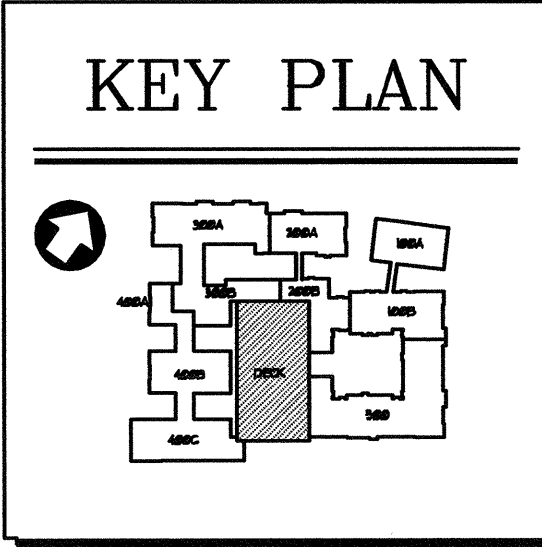
DRAWING NUMBER

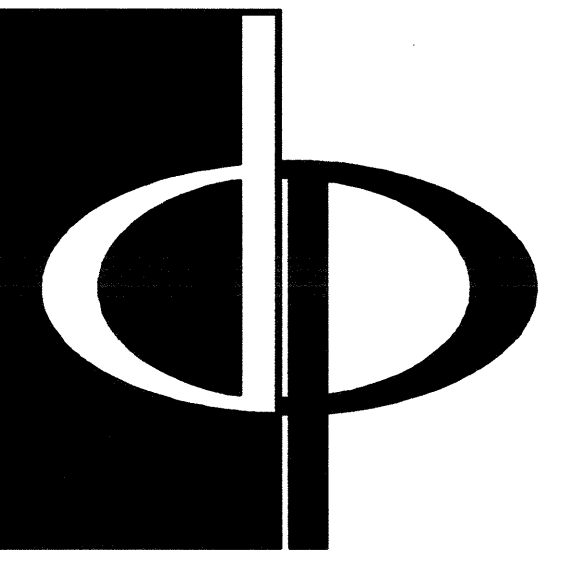
PP-1.3

COMMENTS



PARKING DECK - SECOND THRU FIFTH LEVEL - PLUMBING PLAN
SCALE: 1/8" = 1'-0"
02109-P-PARKING





THE PRESTON PARTNERSHIP, LLC
A MULTI-DISCIPLINARY DESIGN FIRM

1000 ABERNATHY ROAD NE, SUITE 600
ATLANTA, GEORGIA 30328
TELEPHONE: 770 396 7248
FAX: 770 396 2945

WWW.THEPRESTONPARTNERSHIP.COM


CONSULTANT



PROJECT #:
02109
KTD Consulting Engineers
ALTAMONTE SPRINGS, FL.
237 S. WESTMONTA DR.
PH: 407.834.7900

FAIRFAX, VA.
9840 MAIN STREET
PH: 703.338.2889
WWW.KTDENGINEERS.COM

SEAL



CERTIFY THAT THESE DOCUMENTS WERE PREPARED OR APPROVED BY ME
AND THAT I AM A LICENSED ARCHITECT UNDER THE LAWS OF THE STATE OF
MARYLAND LICENSE NUMBER 9888 EXPIRATION DATE SEPTEMBER 3, 2004

PROJECT

ARCHSTONE
KENTLANDS

MARYLAND

FOR

ARCHSTONE
COMMUNITIES
Six Piedmont Center, Suite 600
Atlanta, Georgia 30305
404-237-9292

REVISIONS

07/18/03 RELEASED FOR CONSTRUCTION
10/17/03 WSSC COMMENTS

DATE 06/10/02

JOB NUMBER 021108

DRAWN BY GHK

CHECKED BY GHK

DRAWING TITLE

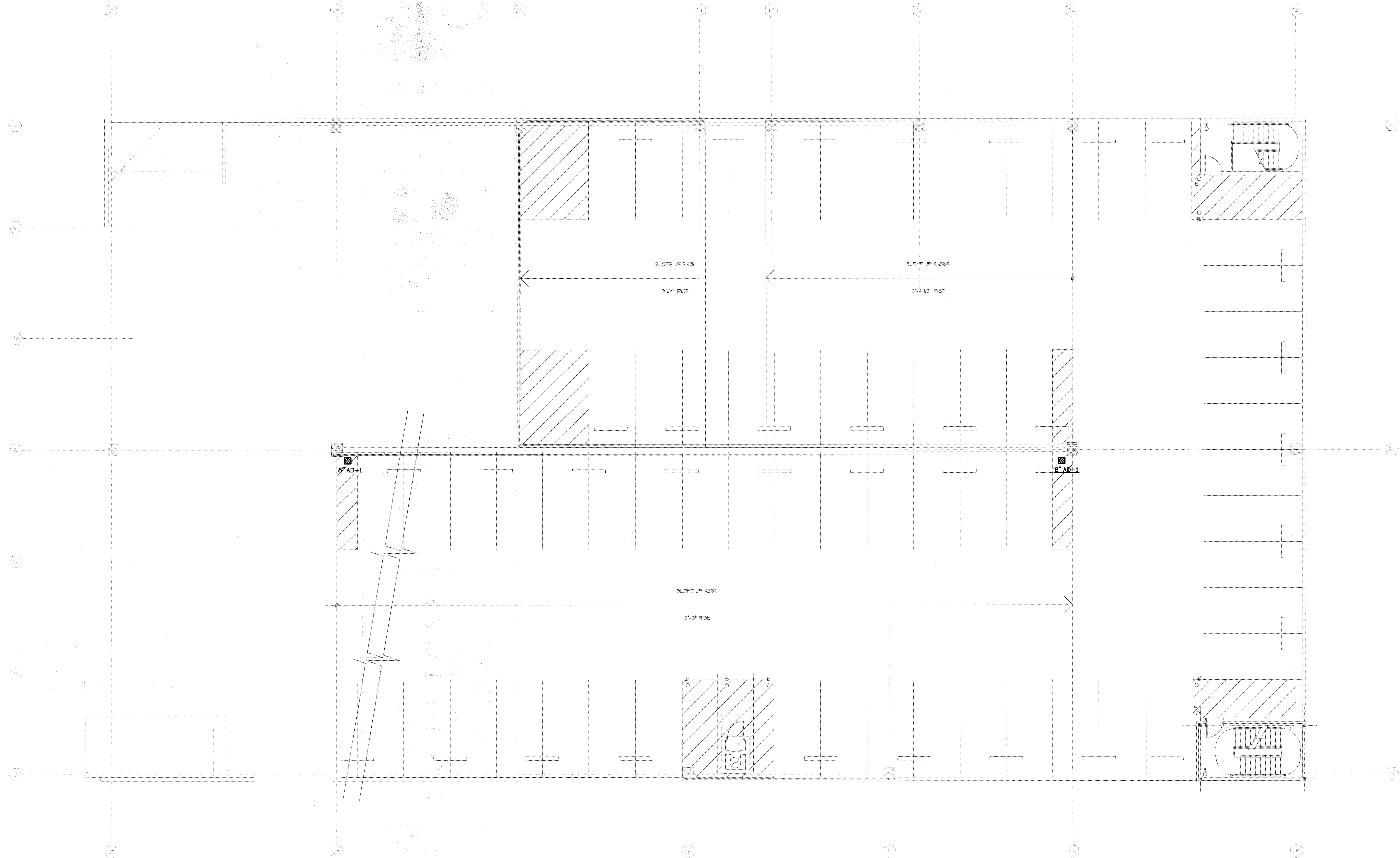
PARKING DECK - SIXTH LEVEL

PLUMBING PLAN


DRAWING NUMBER

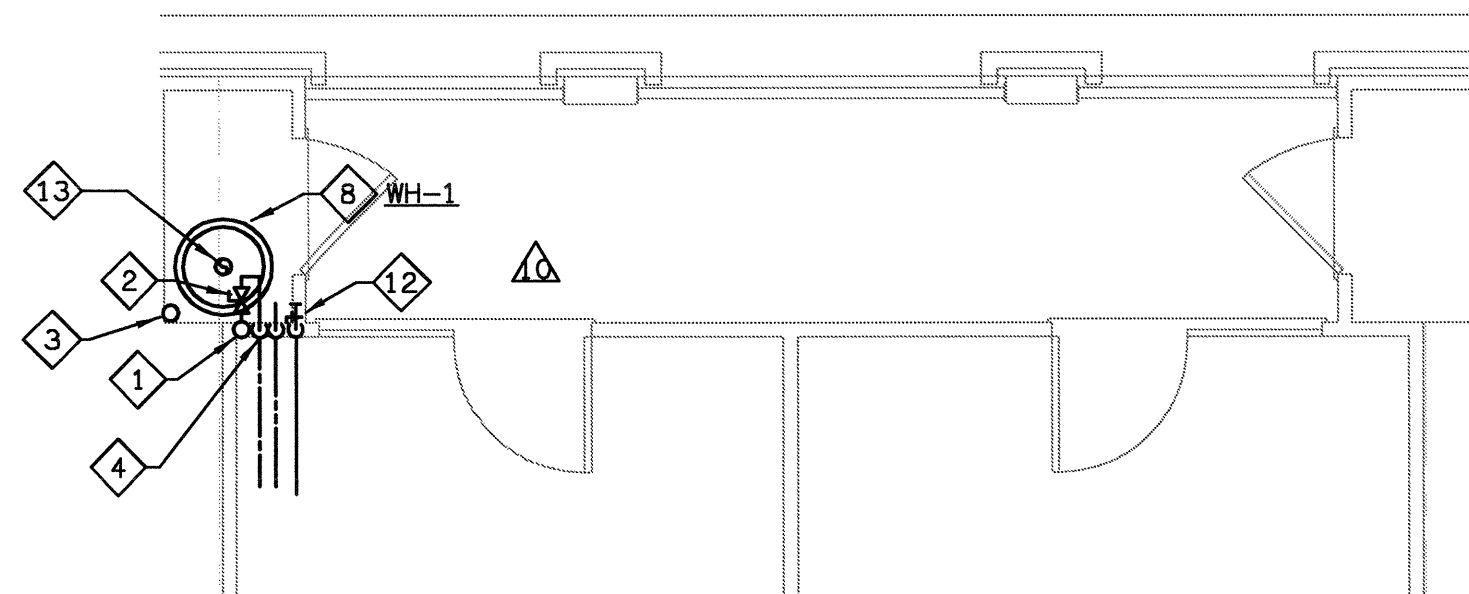
PP-1.7

COMMENTS

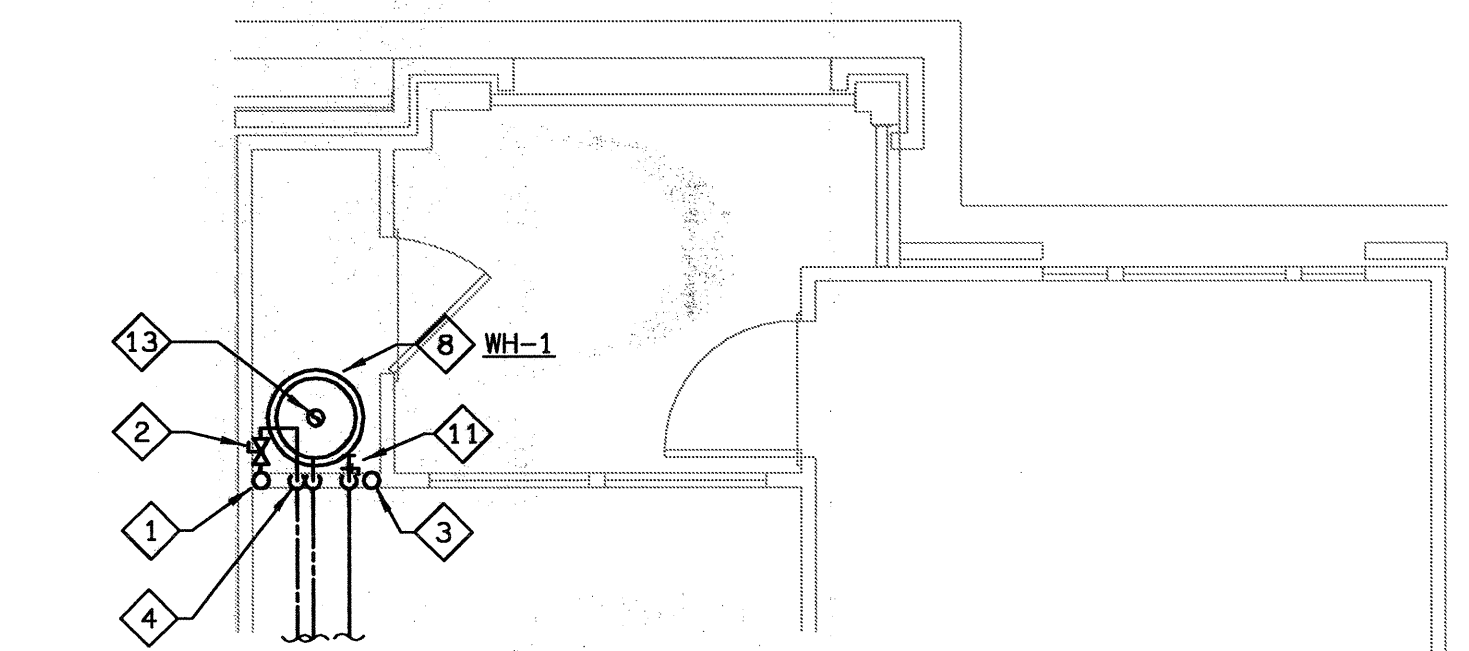


1 PARKING DECK - SIXTH LEVEL - PLUMBING PLAN
SCALE: 1/8" = 1'-0" 02109-P-PARKING

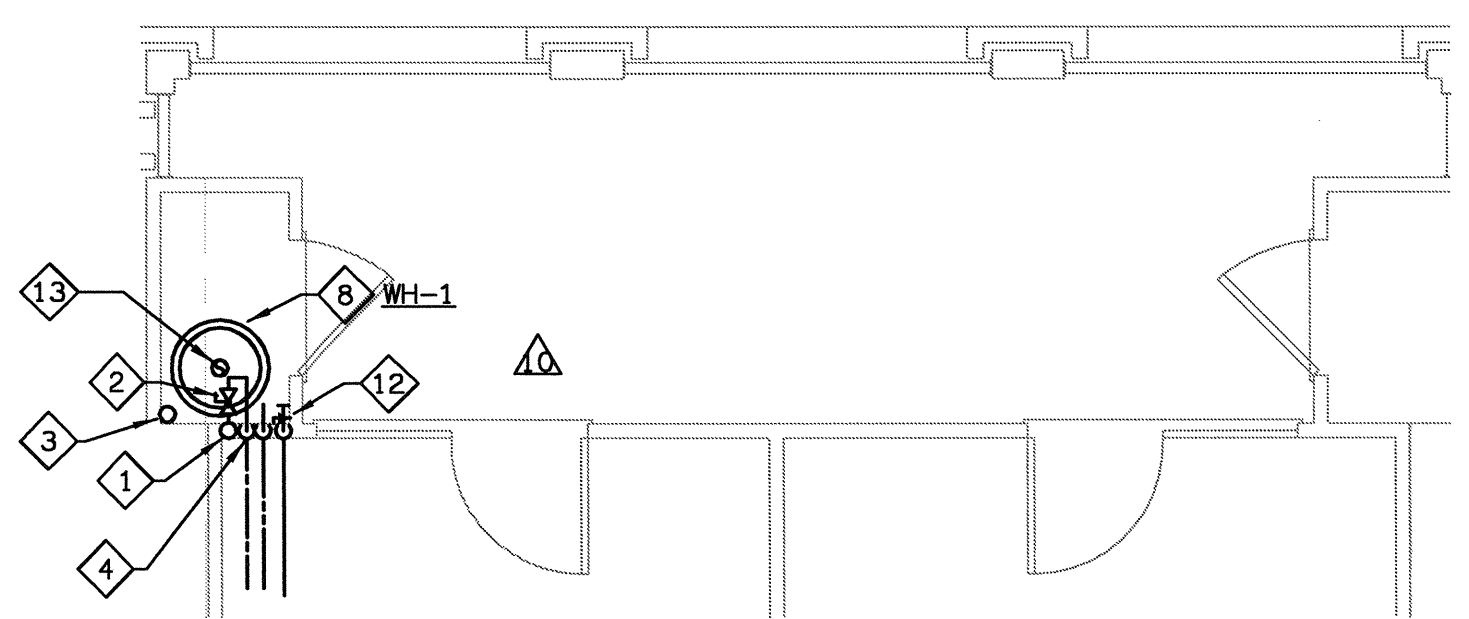




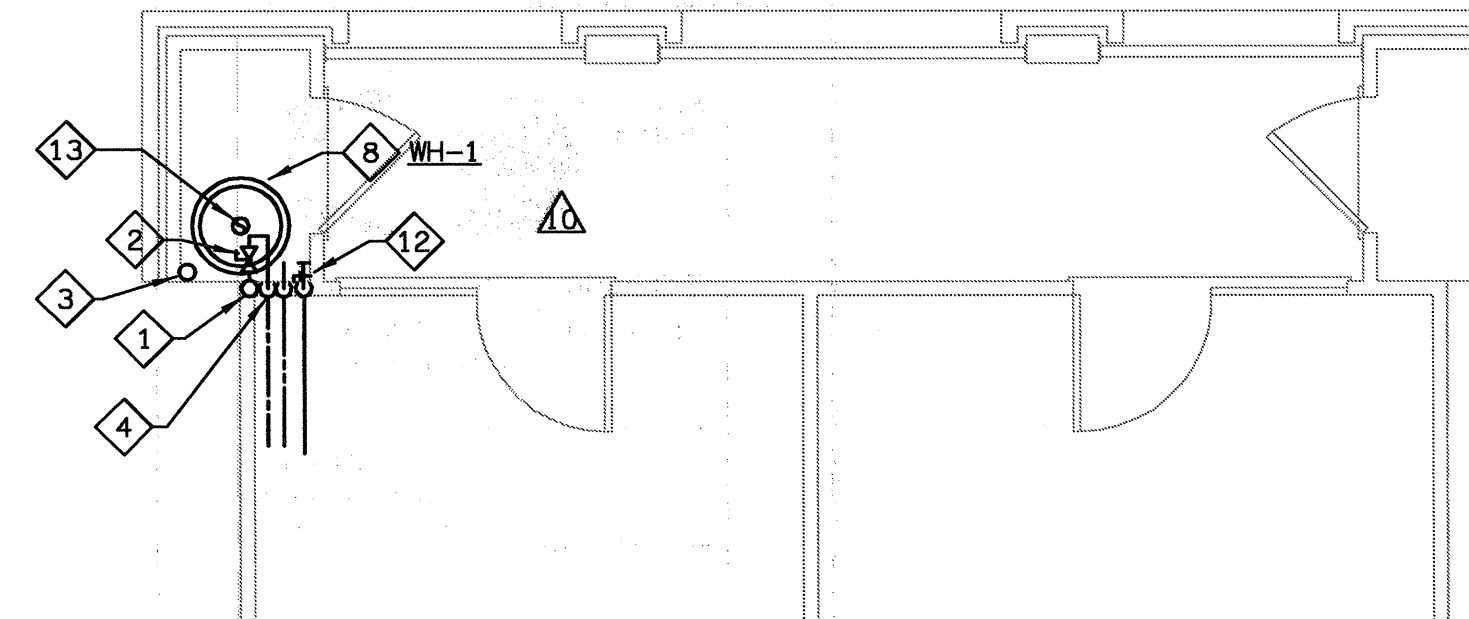
1 UNIT AF - PLUMBING PLAN
SCALE: 1/4" = 1'-0"
02103-P-UNIT



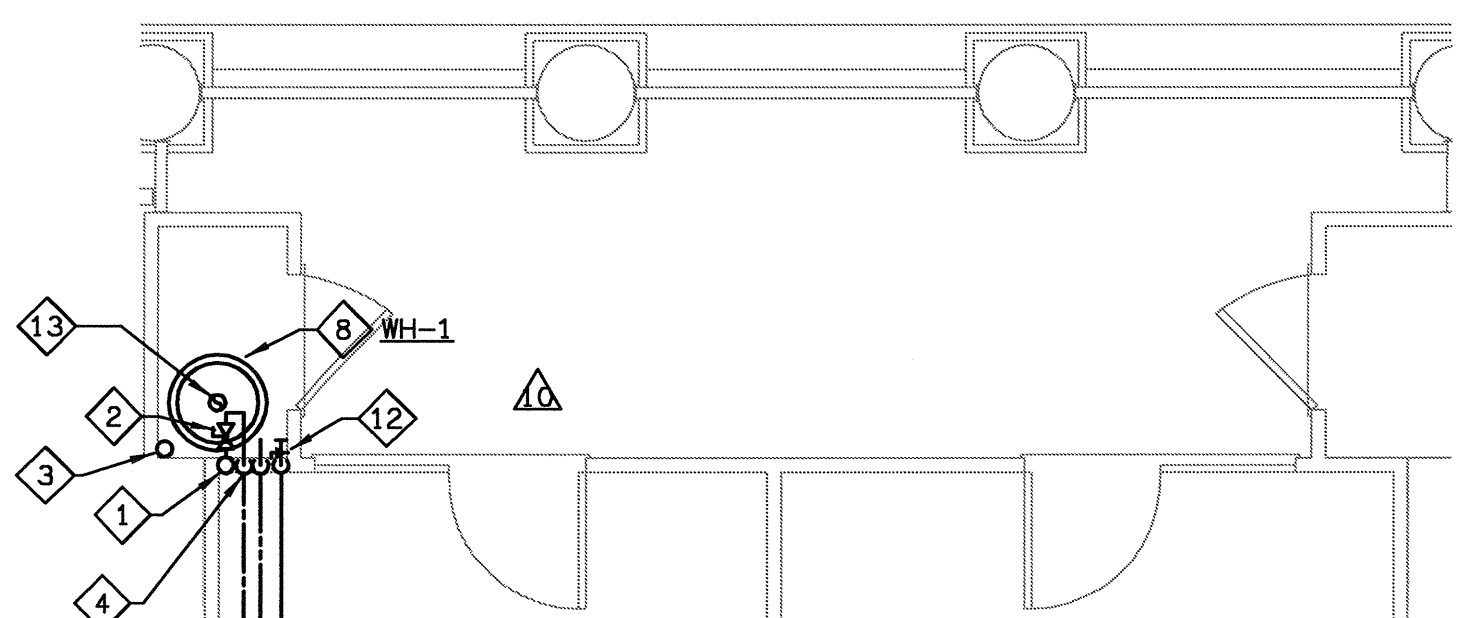
9 UNIT AG - PLUMBING PLAN
SCALE: 1/4" = 1'-0"
02103-P-UNIT



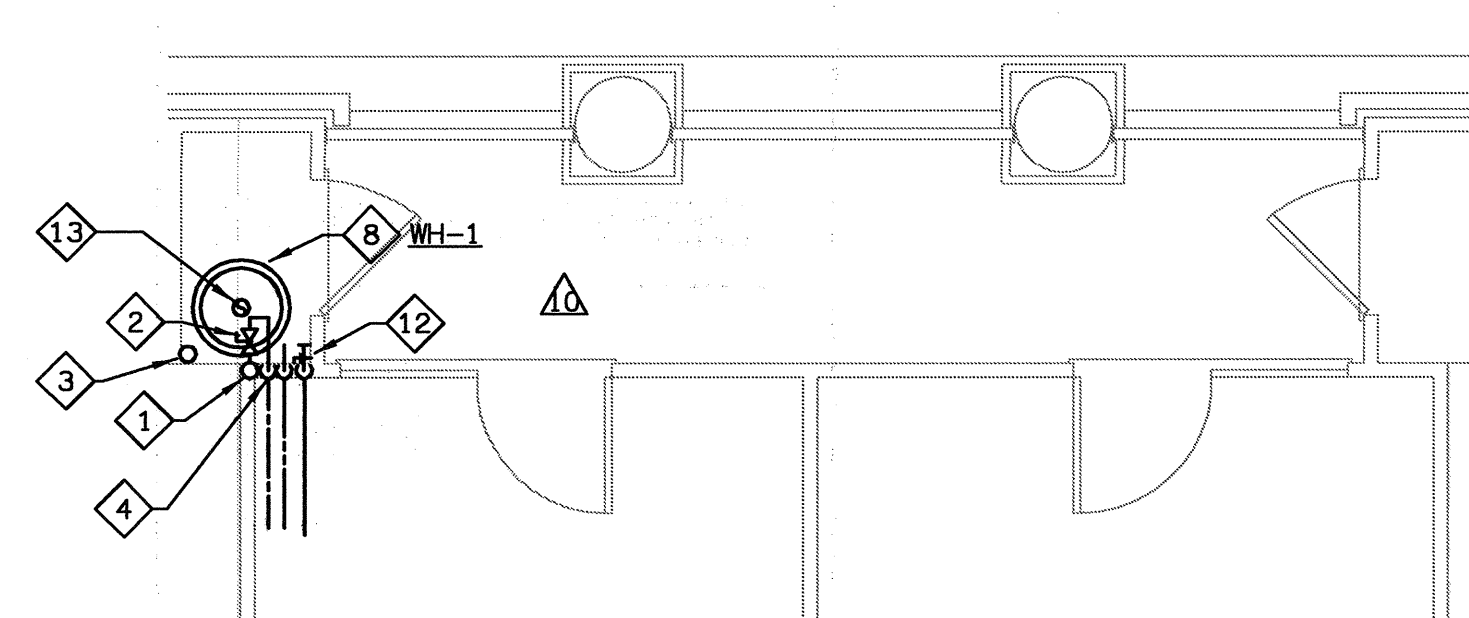
6 UNIT AE - PLUMBING PLAN
SCALE: 1/4" = 1'-0"
02103-P-UNIT



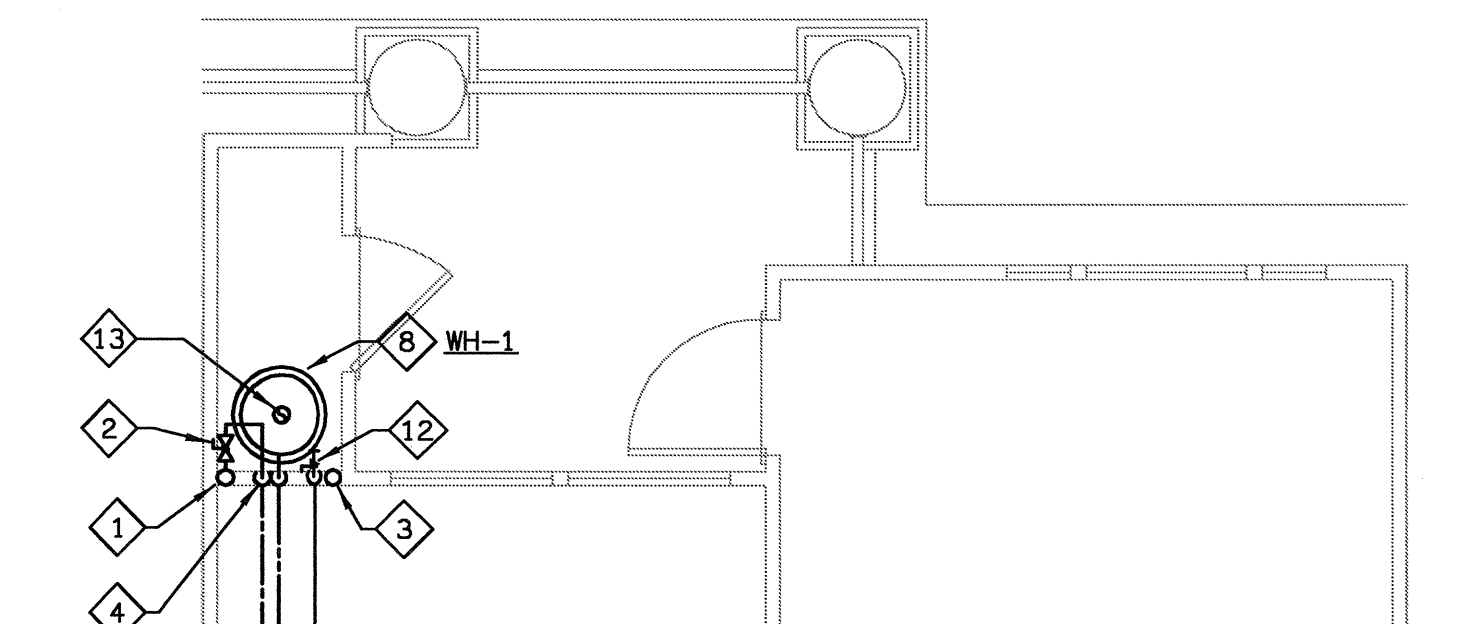
7 UNIT AH - PLUMBING PLAN
SCALE: 1/4" = 1'-0"
02103-P-UNIT



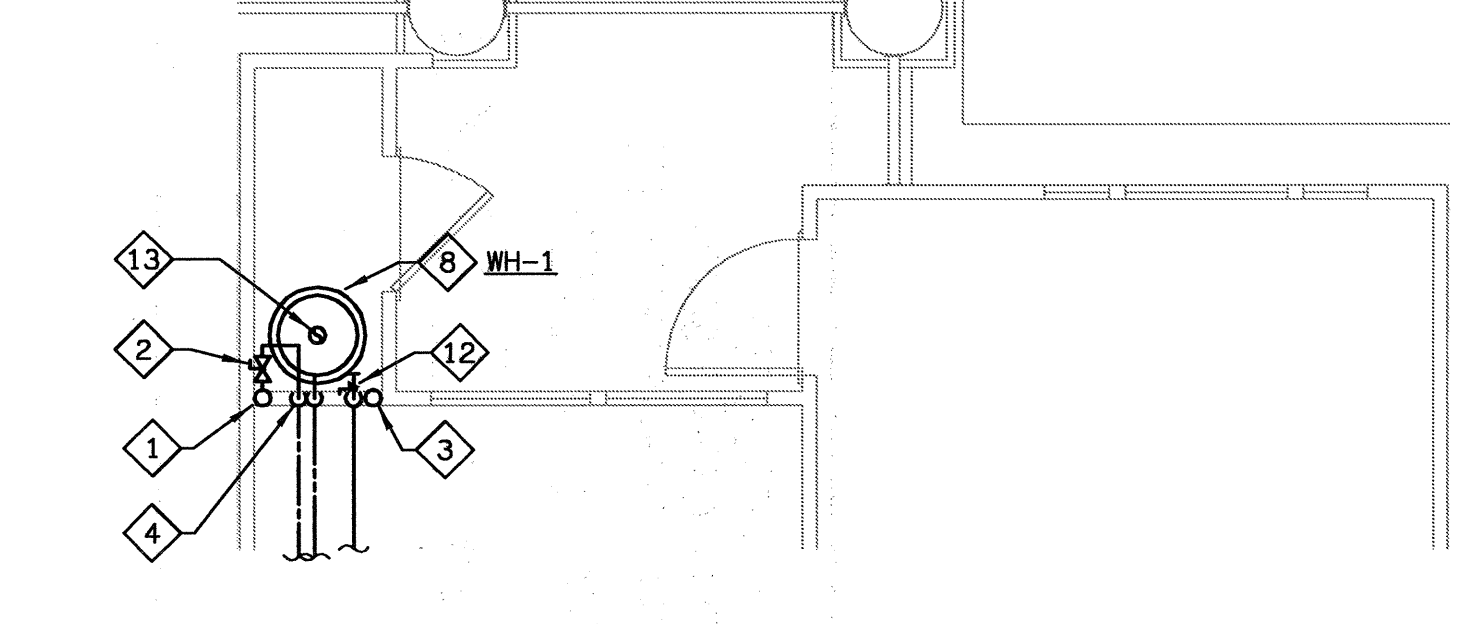
5 UNIT AD - PLUMBING PLAN
SCALE: 1/4" = 1'-0"
02103-P-UNIT



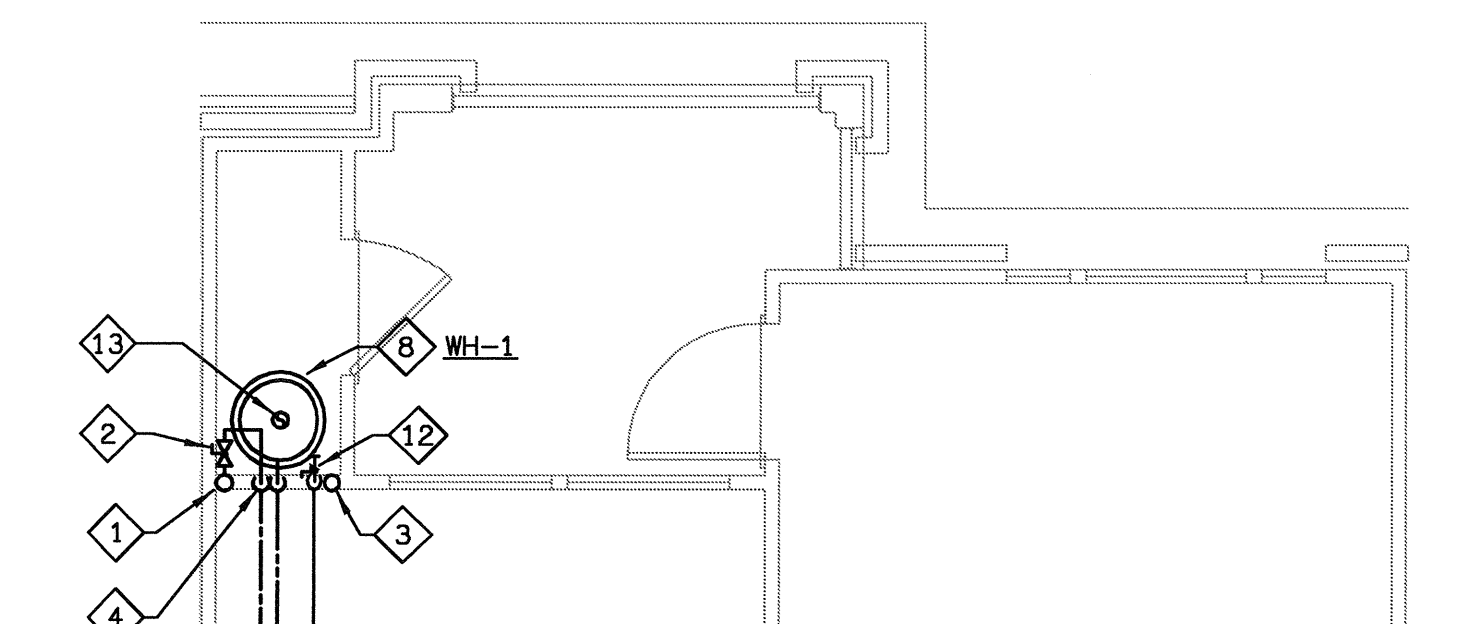
8 UNIT AIJ & AI-LJ - PLUMBING PLAN
SCALE: 1/4" = 1'-0"
02103-P-UNIT



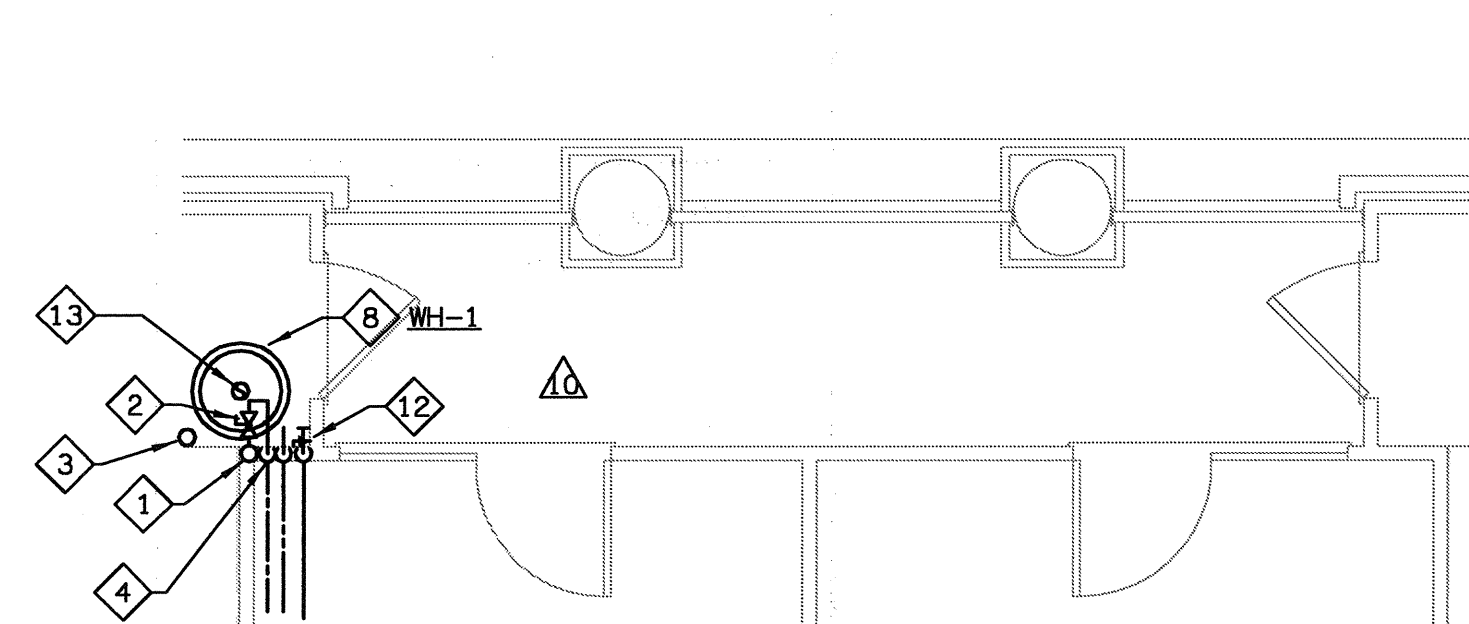
4 UNIT AIC, AI-LC, A2C & A2-LC - PLUMBING PLAN
SCALE: 1/4" = 1'-0"
02103-P-UNIT



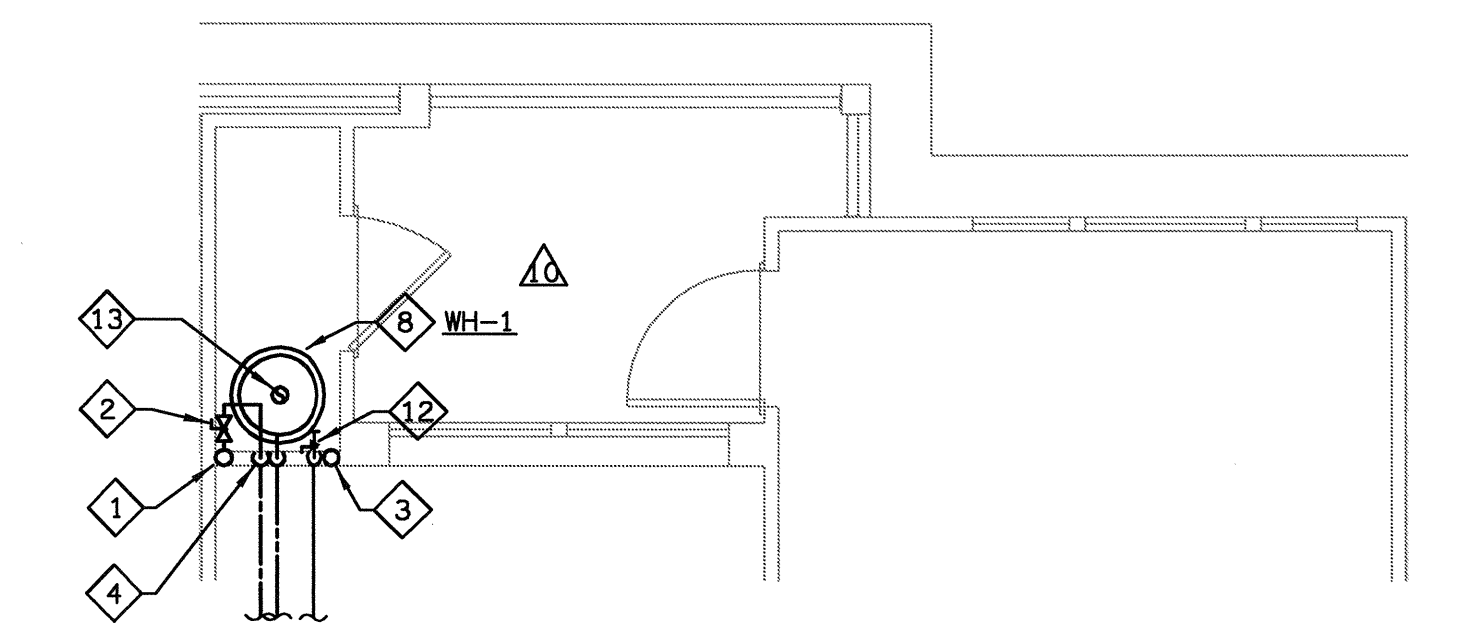
10 UNIT AIK, AI-LK & A3K - PLUMBING PLAN
SCALE: 1/4" = 1'-0"
02103-P-UNIT



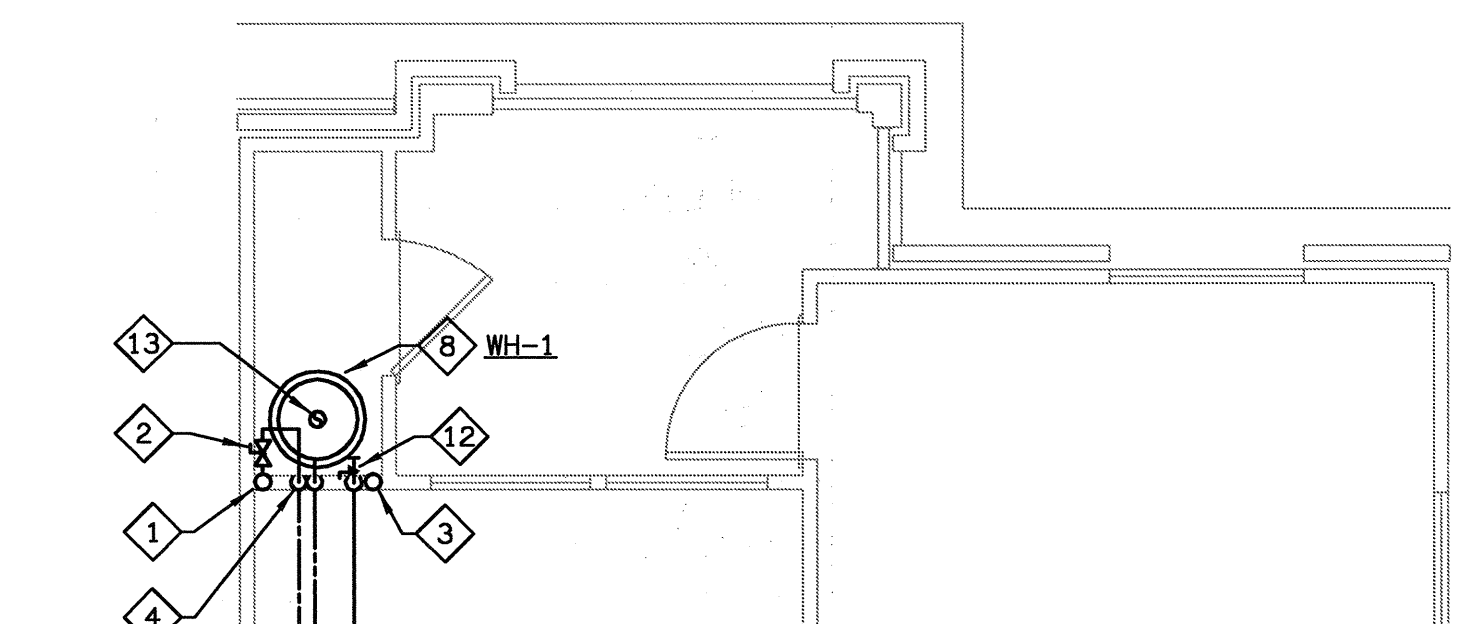
3 UNIT AIB, A2B & A3B - PLUMBING PLAN
SCALE: 1/4" = 1'-0"
02103-P-UNIT



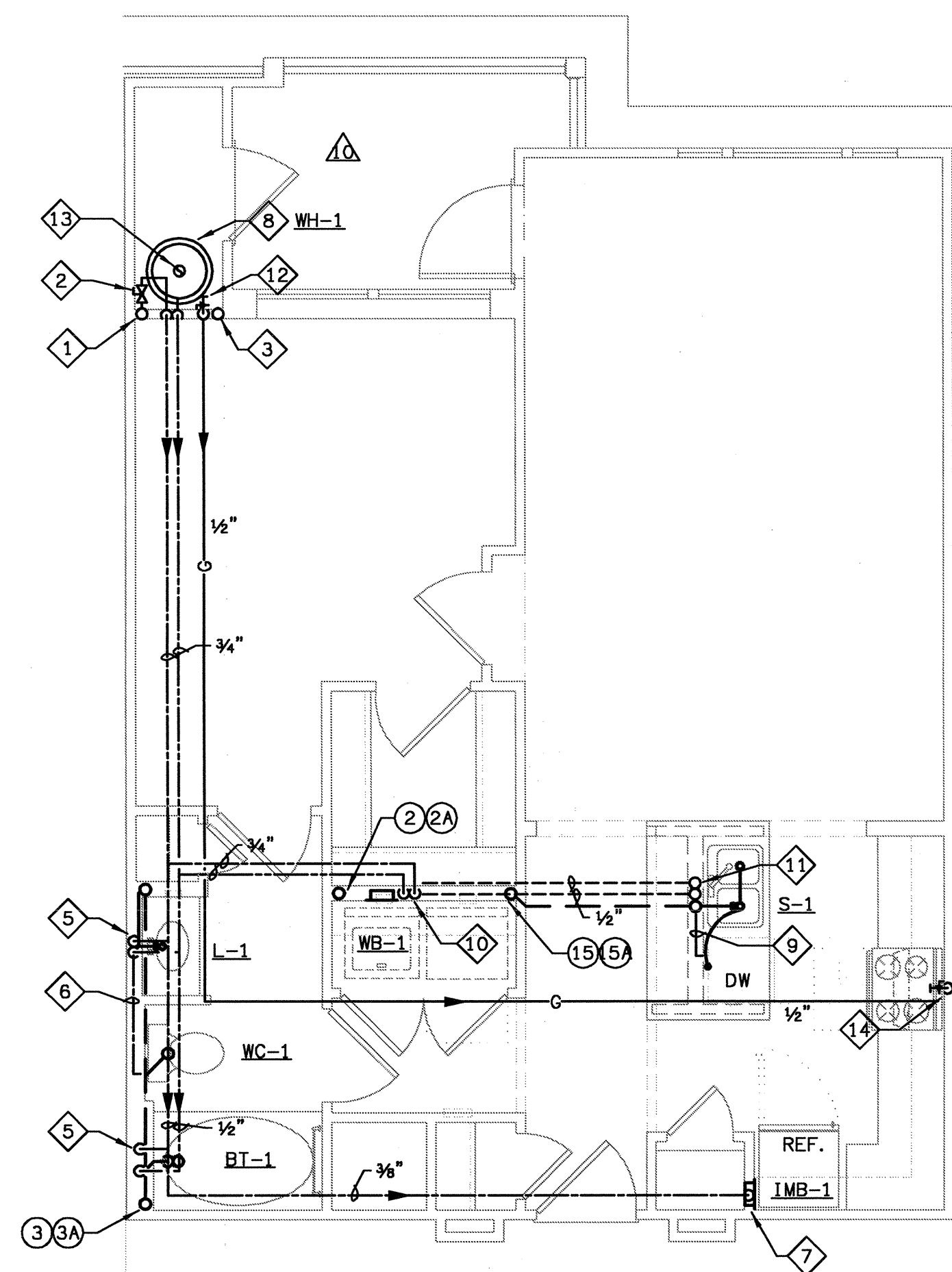
5 UNIT AIN - PLUMBING PLAN
SCALE: 1/4" = 1'-0"
02103-P-UNIT



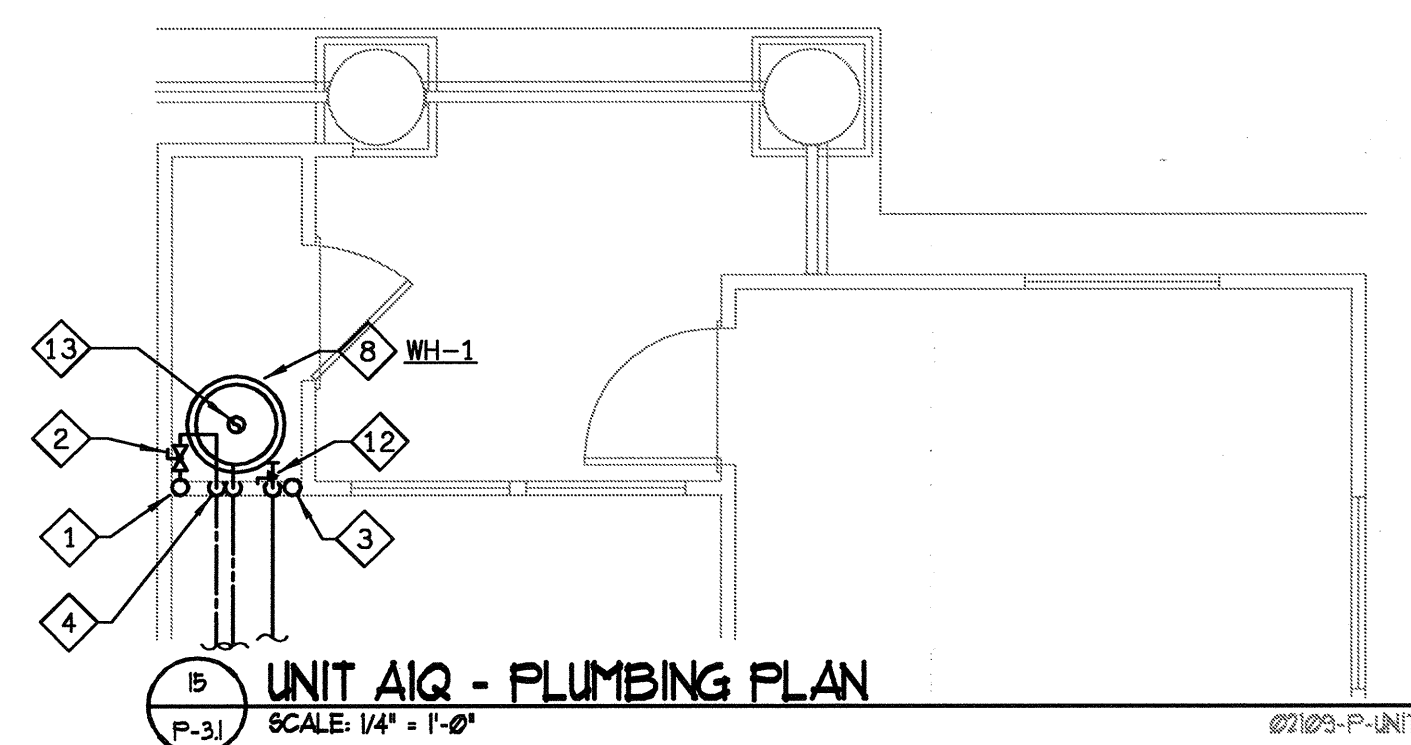
2 UNIT AIA, AI-LA, A2A & A3A - PLUMBING PLAN
SCALE: 1/4" = 1'-0"
02103-P-UNIT



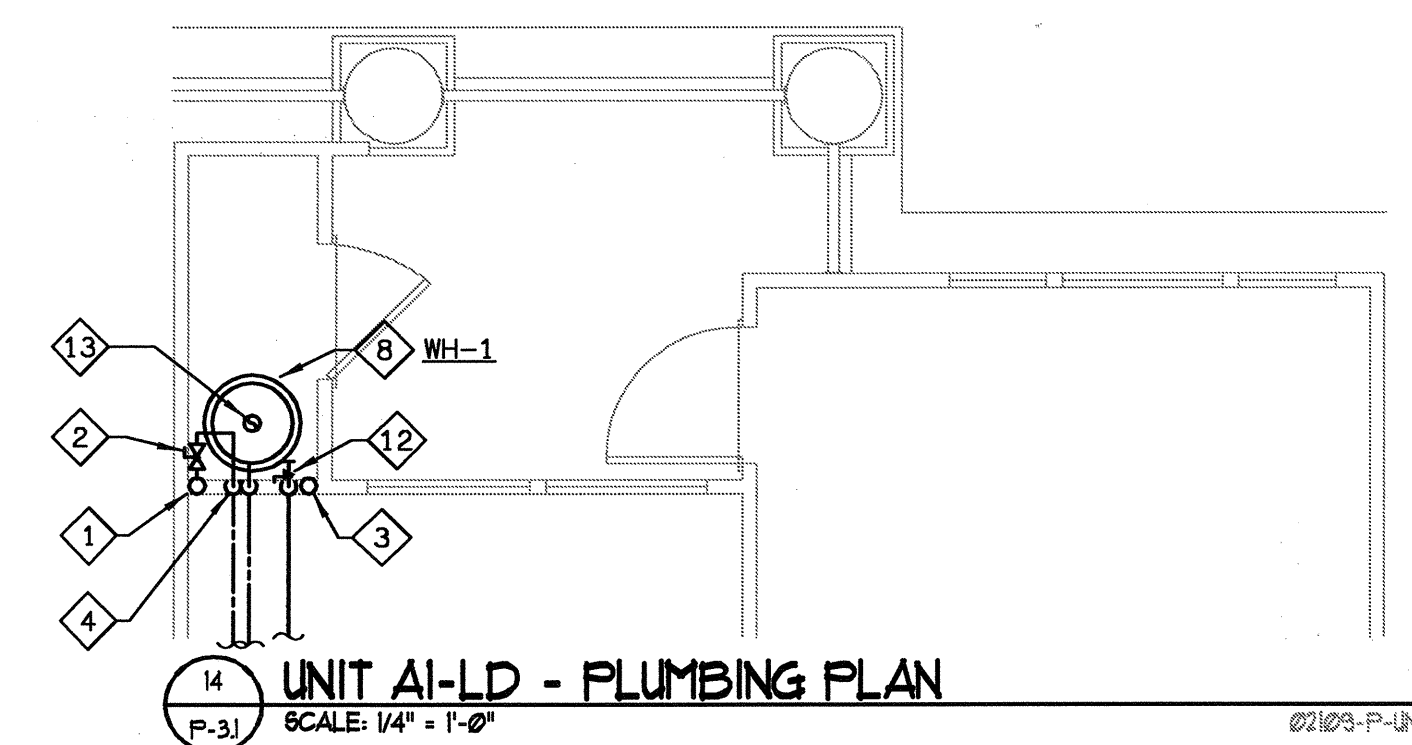
8 UNIT AIP - PLUMBING PLAN
SCALE: 1/4" = 1'-0"
02103-P-UNIT



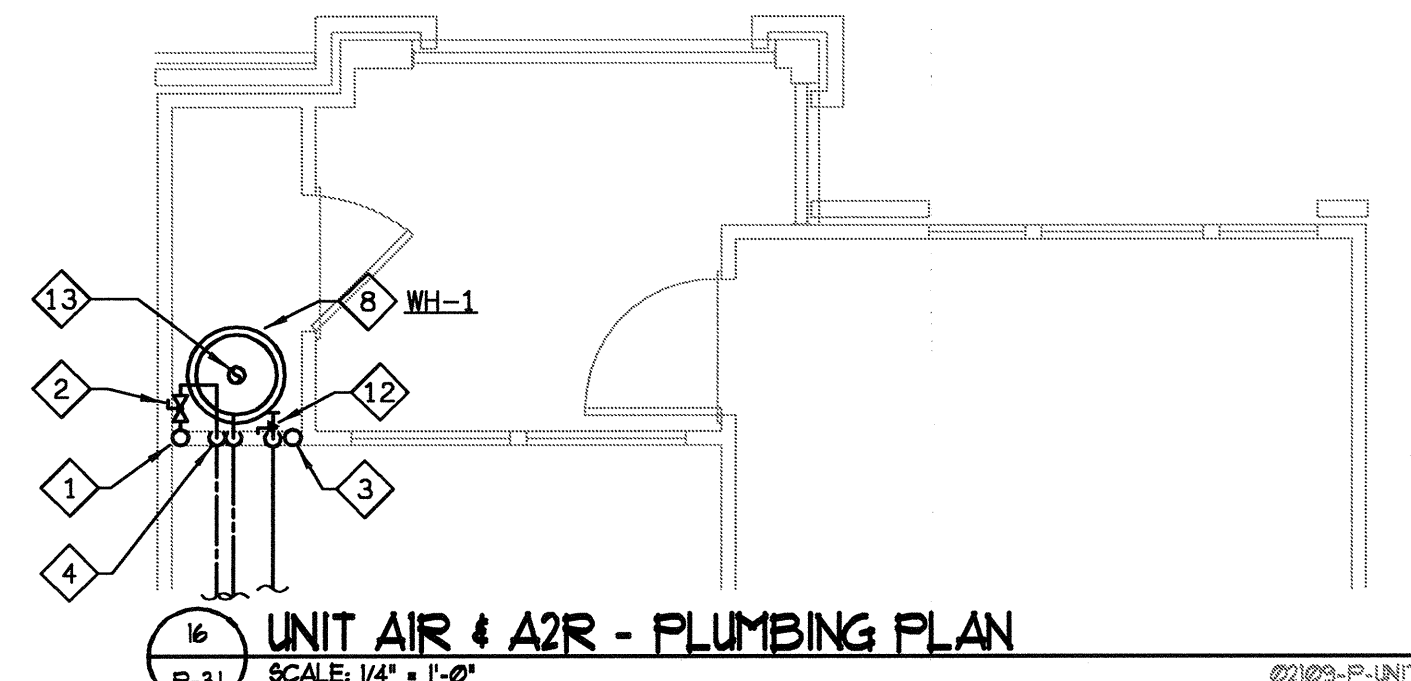
1 UNIT AI - PLUMBING PLAN
SCALE: 1/4" = 1'-0"
02103-P-UNIT



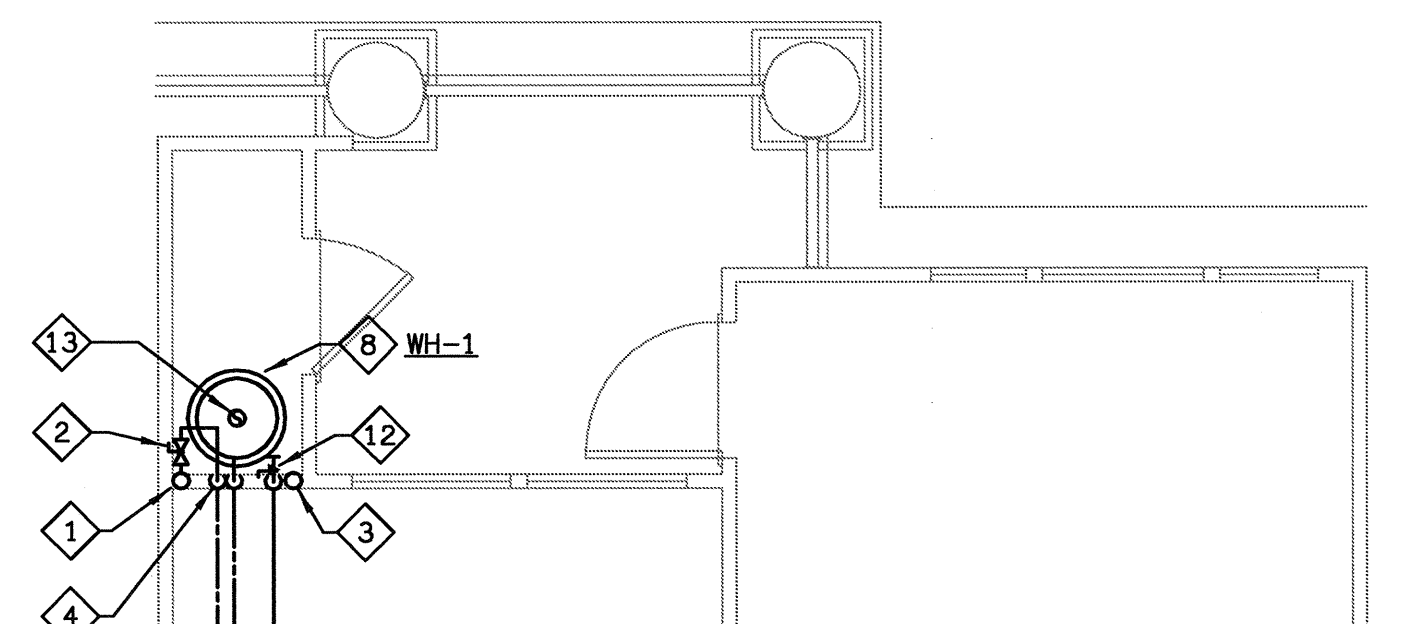
15 UNIT AIQ - PLUMBING PLAN
SCALE: 1/4" = 1'-0"
02103-P-UNIT



14 UNIT AI-LD - PLUMBING PLAN
SCALE: 1/4" = 1'-0"
02103-P-UNIT



16 UNIT AIR & A2R - PLUMBING PLAN
SCALE: 1/4" = 1'-0"
02103-P-UNIT



11 UNIT AIS, AI-LS, A2S & A23-LS - PLUMBING PLAN
SCALE: 1/4" = 1'-0"
02103-P-UNIT


PLAN NOTES

- 1 COLD WATER RISER
- 2 UNIT SHUT-OFF VALVE & REMOTE WATER METER, FULLY ACCESSIBLE. SEE DETAIL.
- 3 PAN DRAIN RISER, SEE DETAIL.
- 4 3/4" CW & HW DOWN.
- 5 1/2" CW & HW DOWN.
- 6 1/2" CW IN WALL TO WC.
- 7 3/8" CW DOWN TO REF. /ICE M.
- 8 WATER HEATER. SEE SCHEDULE AND DETAIL.
- 9 1/2" HW IN WALL TO DW.
- 10 3/4" CW & HW DOWN, 1/2" CW & HW TO WB-1 & 1/2" CW & HW BELOW FLOOR TO SINK.
- 11 1/2" CW & HW UP.
- 12 GAS RISER, GAS SUB METER & 1/2" GAS DOWN TO WATER HEATER.
- 13 FLUE, SEE HVAC DRAWINGS.
- 14 GAS SUPPLY DOWN TO STOVE.
- 15 1/2" GAS DOWN TO FIREPLACE.

(X) DENOTES WASTE & VENT RISER DIAGRAMS ON SHEET PG. 3 & PG. 4
FOR PLUMBING FIXTURES, SEE SCHEDULE ON SHEET PG. 1.

GAS PIPING NOTE

- 1. GAS PIPE SIZING IN THE APT. UNITS IS BASED ON 200 FT. MAX. LENGTH USING CORRUGATED STAINLESS STEEL TUBING @ .5 PSI REF. TABLE 402.4 (14)-2003 INT'L FUEL GAS CODE.



THE PRESTON PARTNERSHIP, LLC
A MULTI-DISCIPLINARY DESIGN FIRM

1000 ABERNATHY ROAD NE, SUITE 600
ATLANTA, GEORGIA 30328
TELEPHONE: 770 396 7248
FAX: 770 396 2945

WWW.THEPRESTONPARTNERSHIP.COM


CONSULTANT



PROJECT # 02103
KTD Consulting Engineers
ALTIMONTE SPRINGS, FL.
237 S. WESTMONTE DR.
PH: 407-534-7500

FAIRFAX, VA.
8640 MAIN STREET
PH: 703-338-2889
WWW.KTDENGINEERS.COM

SEAL



I CERTIFY THAT THESE DOCUMENTS WERE PREPARED OR APPROVED BY ME AND THAT I AM A LICENSED ARCHITECT UNDER THE LAWS OF THE STATE OF MARYLAND. LICENSE NUMBER: 10041. EXPIRES: 03/31/2004.

PROJECT

ARCHSTONE
KENTLANDS

MARYLAND

FOR

ARCHSTONE
COMMUNITIES
Six Piedmont Center, Suite 600
Atlanta, Georgia 30305
404-237-9292

REVISIONS

07/18/03 RELEASED FOR CONSTRUCTION

10/17/03 WSSC COMMENTS

DATE 06/07/02

JOB NUMBER 021108

DRAWN BY GJK

CHECKED BY GJK

DRAWING TITLE

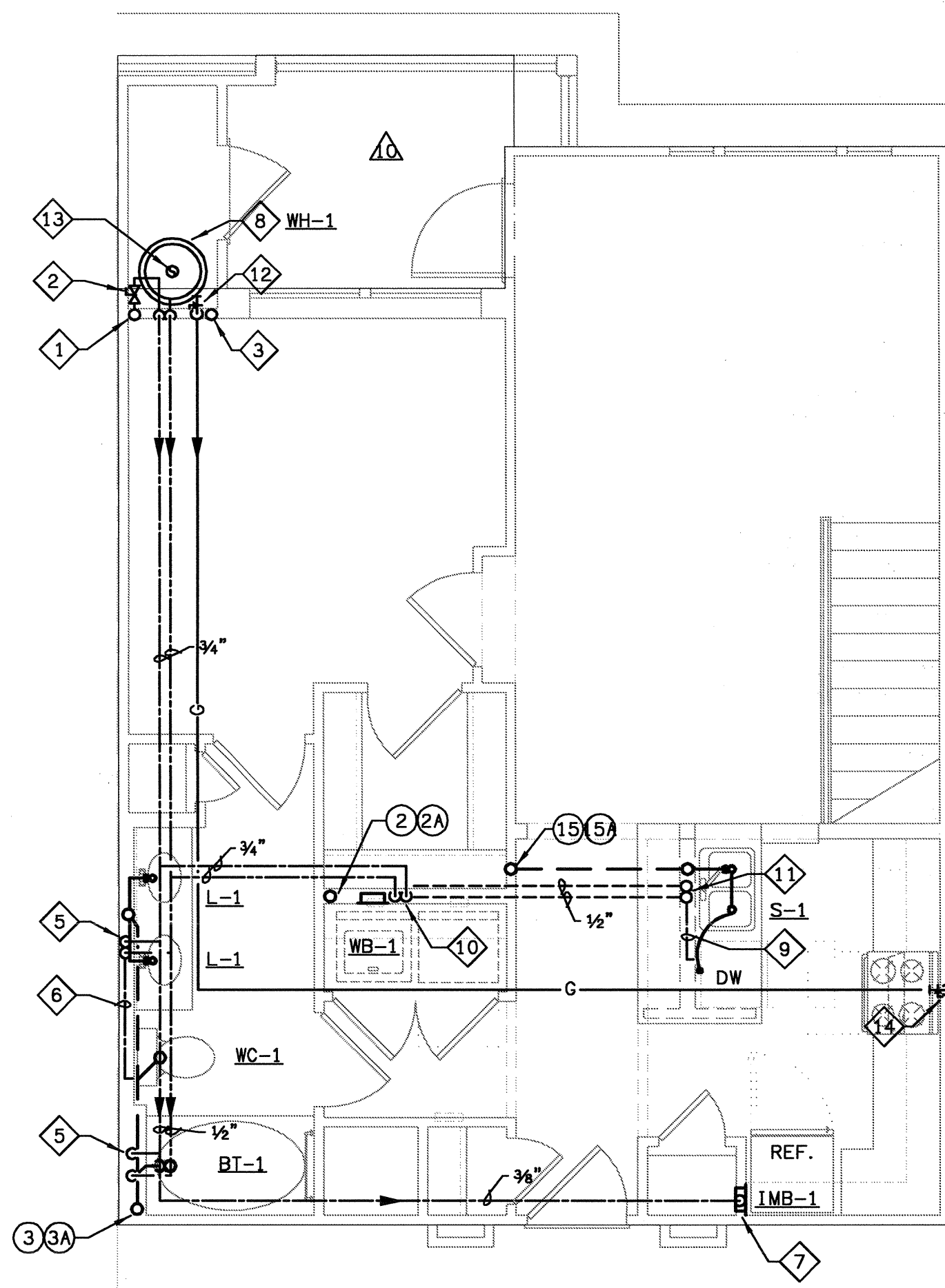
UNIT AI

PLUMBING PLANS

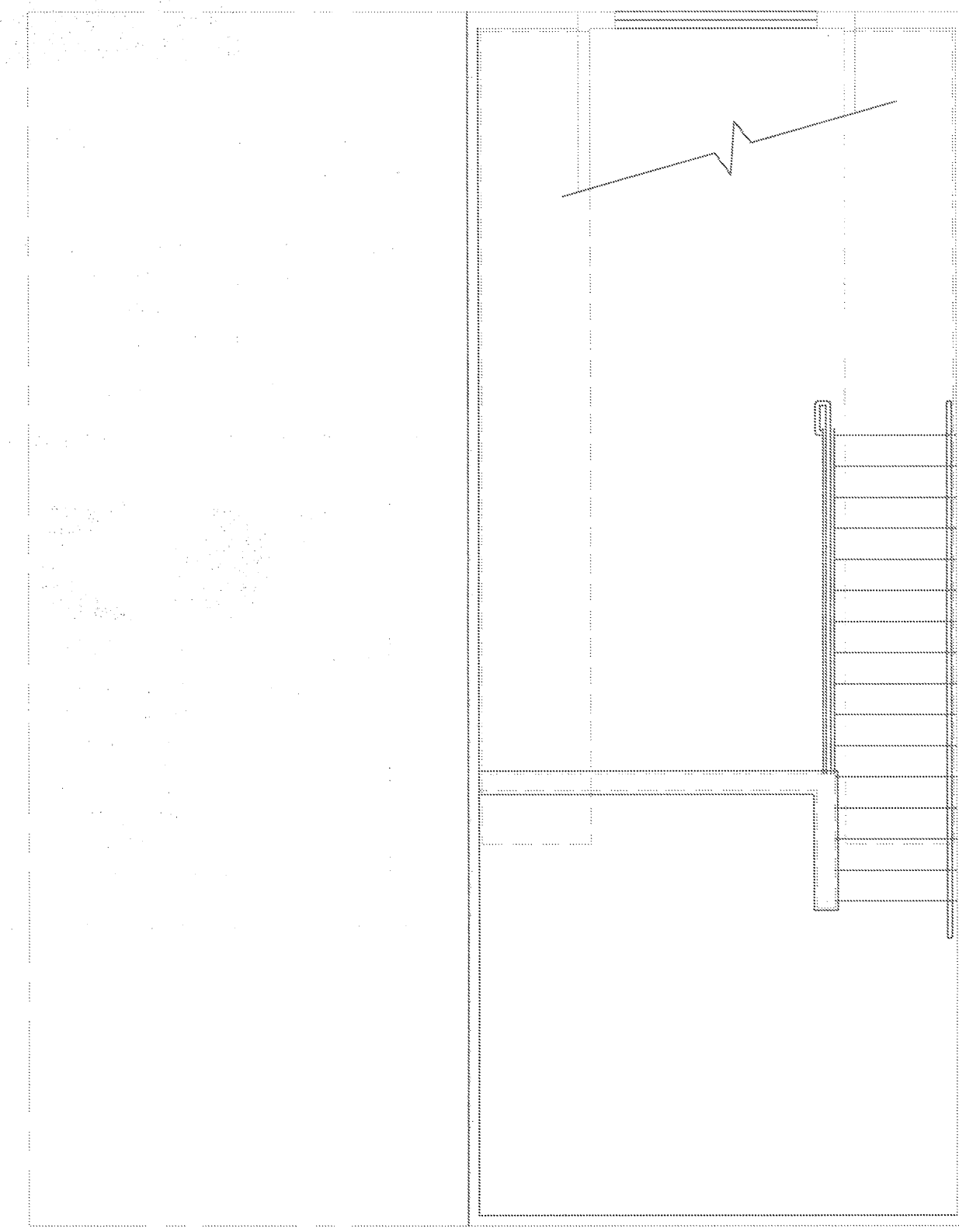
DRAWING NUMBER

P-3.1

COMMENTS



1 UNIT AI-L - PLUMBING PLAN
SCALE: 1/4" = 1'-0"
P-32 ©2003-P-UNIT



2 UNIT AI-LM - PLUMBING PLAN
SCALE: 1/4" = 1'-0"
P-32 ©2003-P-UNIT

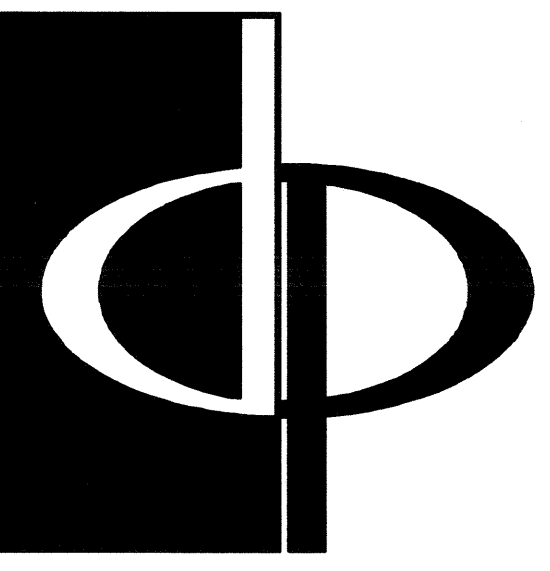
PLAN NOTES

- 1 COLD WATER RISER
- 2 UNIT SHUT-OFF VALVE & REMOTE WATER METER, FULLY ACCESSIBLE. SEE DETAIL.
- 3 PAN DRAIN RISER, SEE DETAIL.
- 4 3/4" CW & HW DOWN.
- 5 1/2" CW & HW DOWN.
- 6 1/2" CW IN WALL TO WC.
- 7 3/8" CW DOWN TO REF. /ICE M.
- 8 WATER HEATER, SEE SCHEDULE AND DETAIL.
- 9 1/2" HW IN WALL TO DW.
- 10 3/4" CW & HW DOWN, 1/2" CW & HW TO WB-1, & 1/2" CW & HW BELOW FLOOR TO SINK.
- 11 1/2" CW & HW UP.
- 12 GAS RISER, GAS SUB METER & 1/2" GAS DOWN TO WATER HEATER.
- 13 FLUE. SEE HVAC DRAWINGS.
- 14 GAS SUPPLY DOWN TO STOVE.
- 15 1/2" GAS DOWN TO FIREPLACE.

⊗ DENOTES WASTE & VENT RISER DIAGRAMS ON SHEET P6.3 & P6.4
FOR PLUMBING FIXTURES, SEE SCHEDULE ON SHEET P6.1.

GAS PIPING NOTE

1. GAS PIPE SIZING IN THE APT. UNITS IS BASED ON 200 FT. MAX. LENGTH USING CORRUGATED STAINLESS STEEL TUBING @ .5 PSI REF. TABLE 402.4 (14)-2003 INT'L FUEL GAS CODE.



THE PRESTON PARTNERSHIP, LLC
A MULTI-DISCIPLINARY DESIGN FIRM

1000 ABERNATHY ROAD NE, SUITE 600
ATLANTA, GEORGIA 30328
TELEPHONE: 770 396 7248
FAX: 770 396 2945

WWW.THEPRESTONPARTNERSHIP.COM


CONSULTANT

PROJECT #:
02109

KTD Consulting Engineers
ALTAMONTE SPRINGS, FL.
237 S. WESTMONTE DR.
PH: 407.834.7900

FAIRFAX, VA.
8840 MAIN STREET
PH: 703.338.2889
www.ktdengineers.com

SEAL



CERTIFY THAT THESE DOCUMENTS WERE PREPARED OR APPROVED BY ME AND THAT I AM A FULLY LICENSED ARCHITECT UNDER THE LAWS OF THE STATE OF MARYLAND. LICENSE NUMBER: 8884 EXPIRATION DATE: SEPTEMBER 3, 2004.

PROJECT

ARCHSTONE
KENTLANDS

MARYLAND

FOR

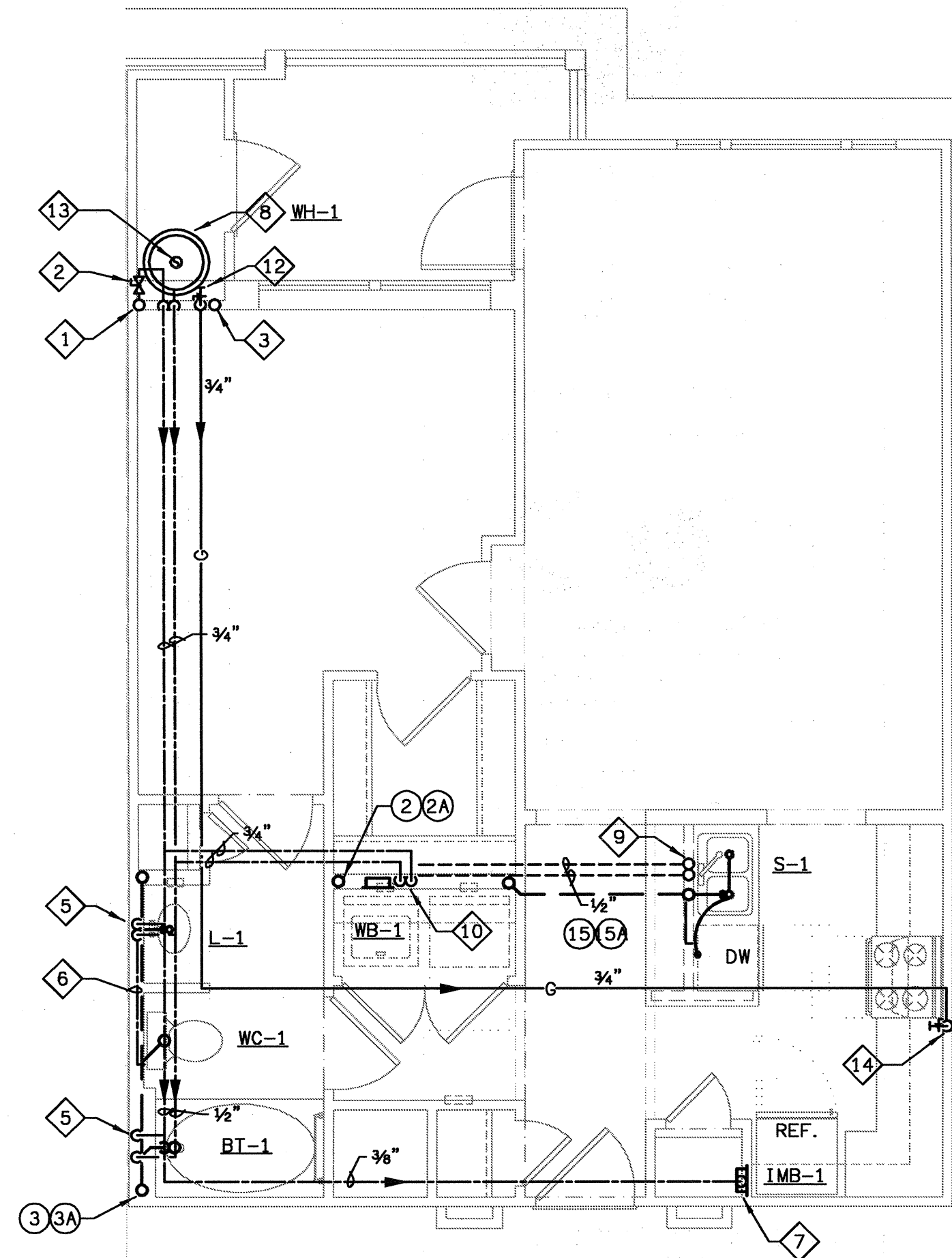
ARCHSTONE
COMMUNITIES
Six Piedmont Center, Suite 600
Atlanta, Georgia 30305
404-237-9292

REVISIONS

07/18/03 RELEASED FOR CONSTRUCTION
10/17/03 WSSC COMMENTS

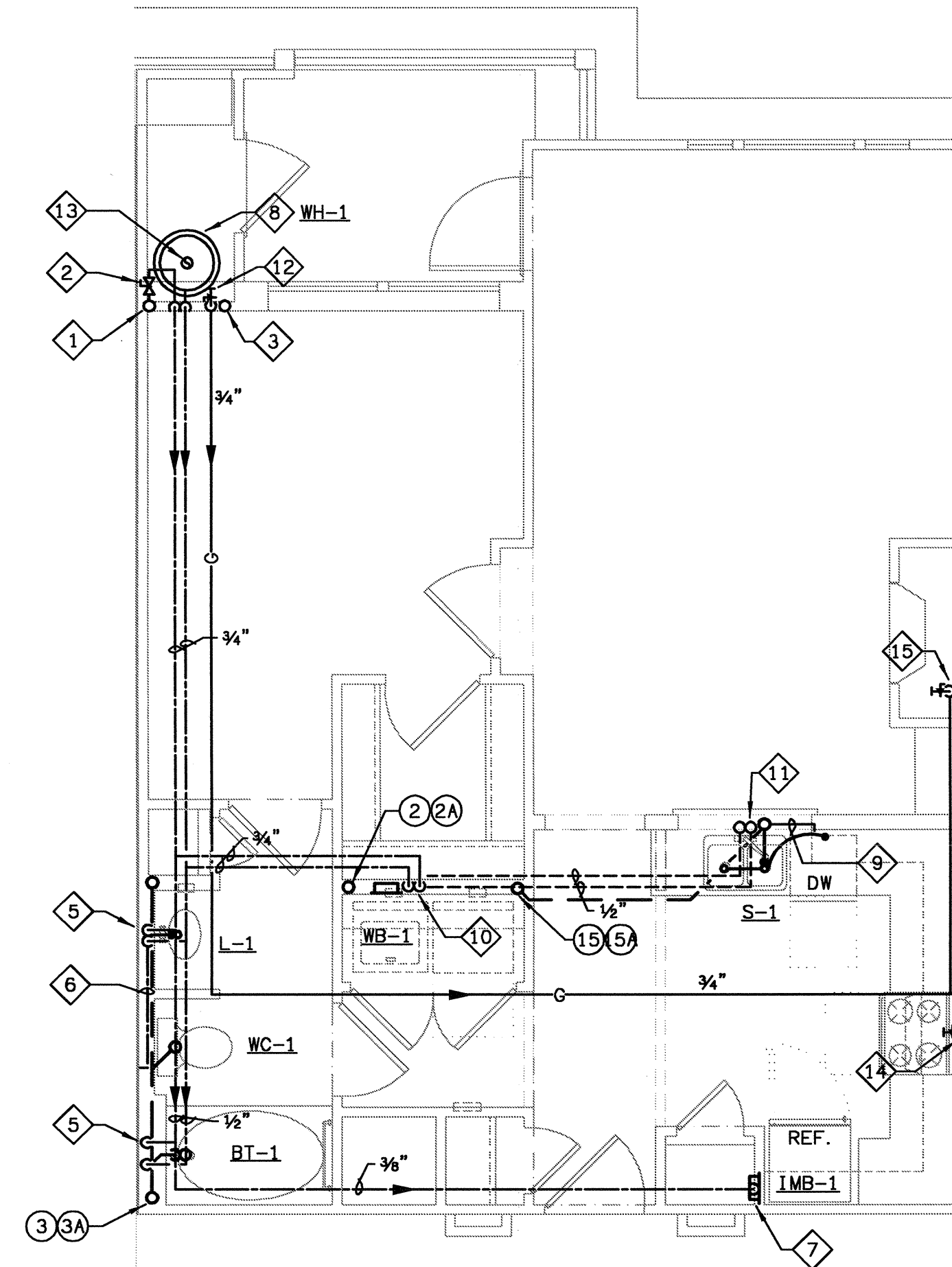
DATE: 06/07/02
JOB NUMBER: 021106
DRAWN BY: GHK
CHECKED BY: GHK
DRAWING TITLE: UNIT AI-LOFT PLUMBING PLANS
DRAWING NUMBER: P-3.2

COMMENTS



1 UNIT A2 - PLUMBING PLAN
P-32A SCALE: 1/4" = 1'-0"

02109-P-UNIT



2 UNIT A3 - PLUMBING PLAN
P-32A SCALE: 1/4" = 1'-0"

02109-P-UNIT

(X) DENOTES WASTE & VENT RISER DIAGRAMS ON SHEET P6.3 & P6.4
FOR PLUMBING FIXTURES, SEE SCHEDULE ON SHEET P6.1.


GAS PIPING NOTE

- GAS PIPE SIZING IN THE APT. UNITS IS BASED ON 200 FT. MAX. LENGTH USING CORRUGATED STAINLESS STEEL TUBING @ .5 PSI REF. TABLE 402.4 (14)-2003 INT'L FUEL GAS CODE.

ENTIRE SHEET IS NEW


PLAN NOTES

- COLD WATER RISER
- UNIT SHUT-OFF VALVE & REMOTE WATER METER, FULLY ACCESSIBLE. SEE DETAIL.
- PAN DRAIN RISER, SEE DETAIL.
- 3/4" CW & HW DOWN.
- 1/2" CW & HW DOWN.
- 1/2" CW IN WALL TO WC.
- 3/8" CW DOWN TO REF./ICE M.
- WATER HEATER, SEE SCHEDULE AND DETAIL.
- 1/2" HW IN WALL TO DW.
- 3/4" CW & HW DOWN, 1/2" CW & HW TO BELL, & 1/2" CW & HW BELOW FLOOR TO SINK.
- 1/2" CW & HW UP.
- GAS RISER, GAS SUB METER & 1/2" GAS DOWN TO WATER HEATER.
- FLUE, SEE HVAC DRAWINGS.
- GAS SUPPLY DOWN TO STOVE.
- 1/2" GAS DOWN TO FIREPLACE.



THE PRESTON PARTNERSHIP, LLC
A MULTI-DISCIPLINARY DESIGN FIRM
1000 ABERNATHY ROAD NE, SUITE 600
ATLANTA, GEORGIA 30328
TELEPHONE: 770 396 7248
FAX: 770 396 2945
WWW.THEPRESTONPARTNERSHIP.COM

CONSULTANT
PROJECT # 02109
KTD Consulting Engineers
ALTAMONTE SPRINGS, FL.
237 S. WESTMONTE DR.
PH: 407.834.7900
FAIRFAX, VA.
9640 MAIN STREET
PH: 703.338.2889
www.ktdengineers.com



I CERTIFY THAT THESE DOCUMENTS WERE PREPARED OR APPROVED BY ME AND THAT I AM A LICENSED ARCHITECT UNDER THE LAWS OF THE STATE OF MARYLAND, LICENSE NUMBER: 19944 EXP. DATE: SEPTEMBER 3, 2004.

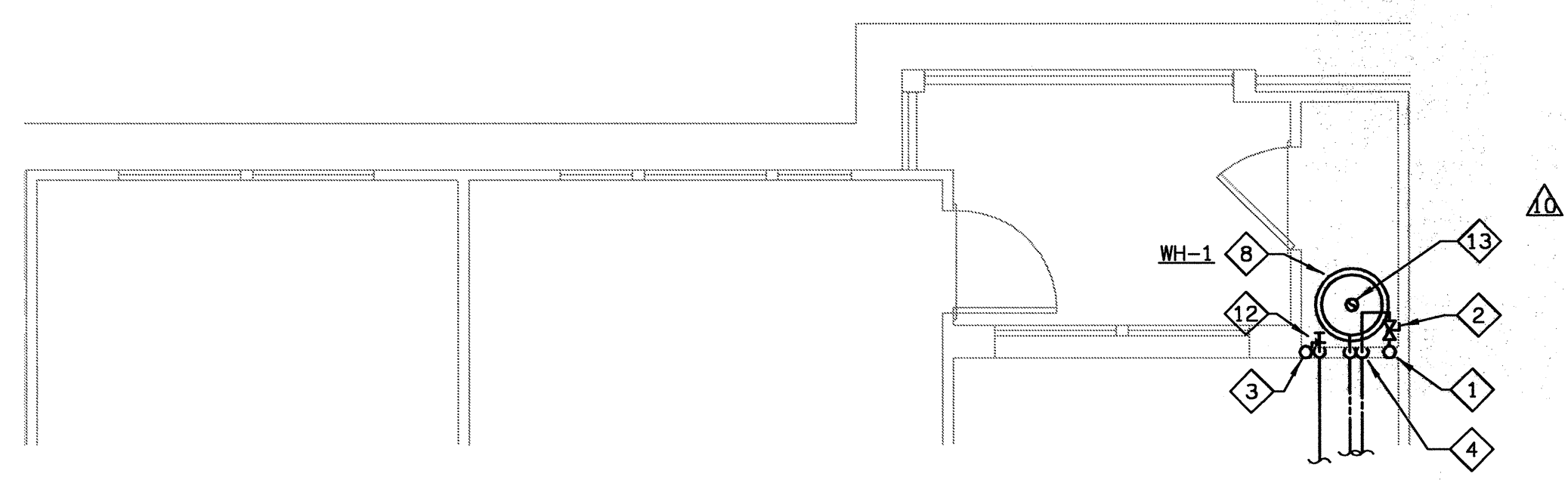
PROJECT
ARCHSTONE
KENTLANDS
MARYLAND

FOR
ARCHSTONE
COMMUNITIES
Six Piedmont Center, Suite 600
Atlanta, Georgia 30305
404-237-9292

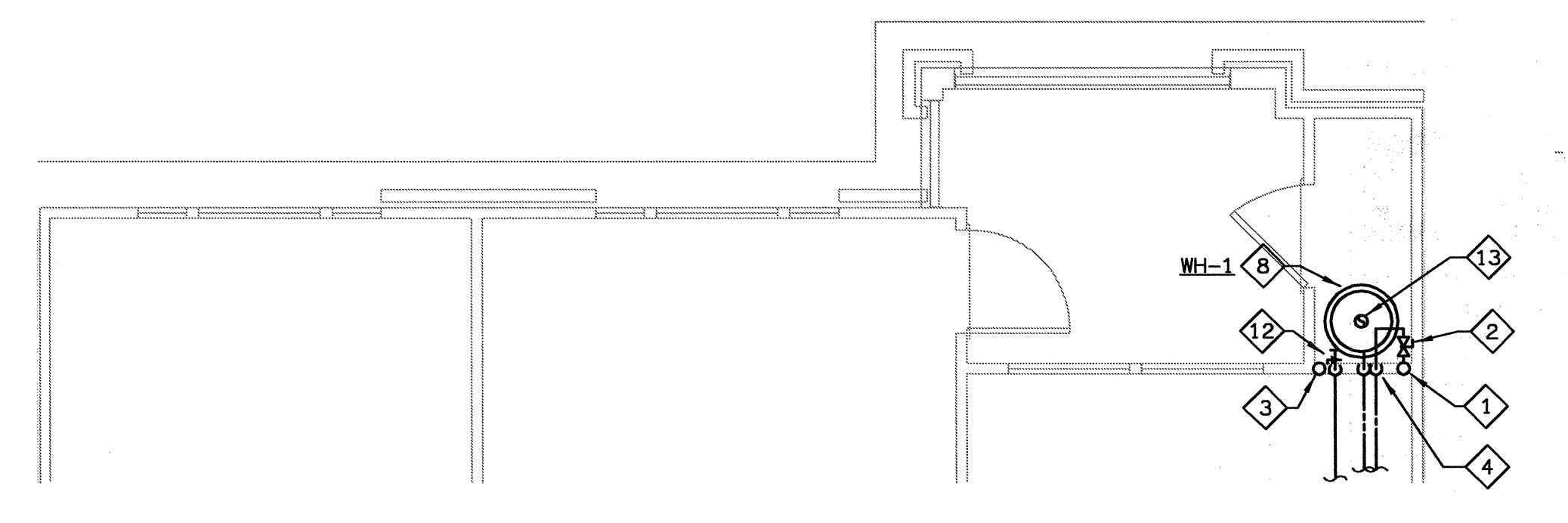
REVISIONS
07/18/03 RELEASED FOR CONSTRUCTION
10/17/03 WSSC COMMENTS

DATE 06/10/02
JOB NUMBER 021106
DRAWN BY GHK
CHECKED BY GHK
DRAWING TITLE

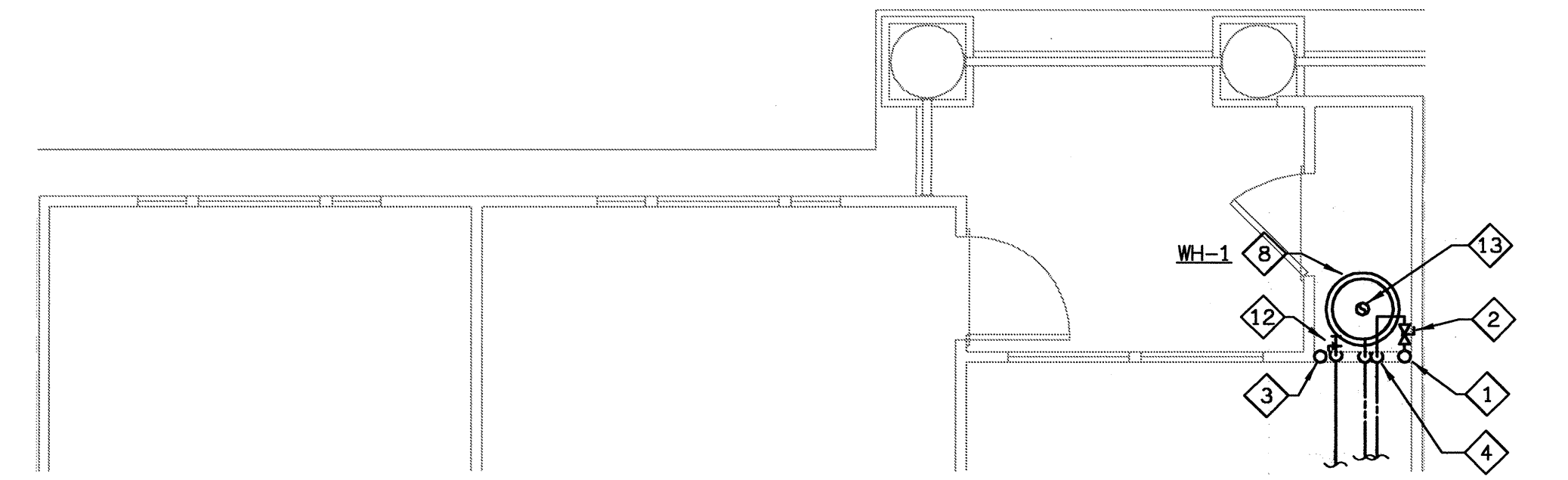
UNIT A2 & A3
PLUMBING PLANS
DRAWING NUMBER
P-32A
COMMENTS



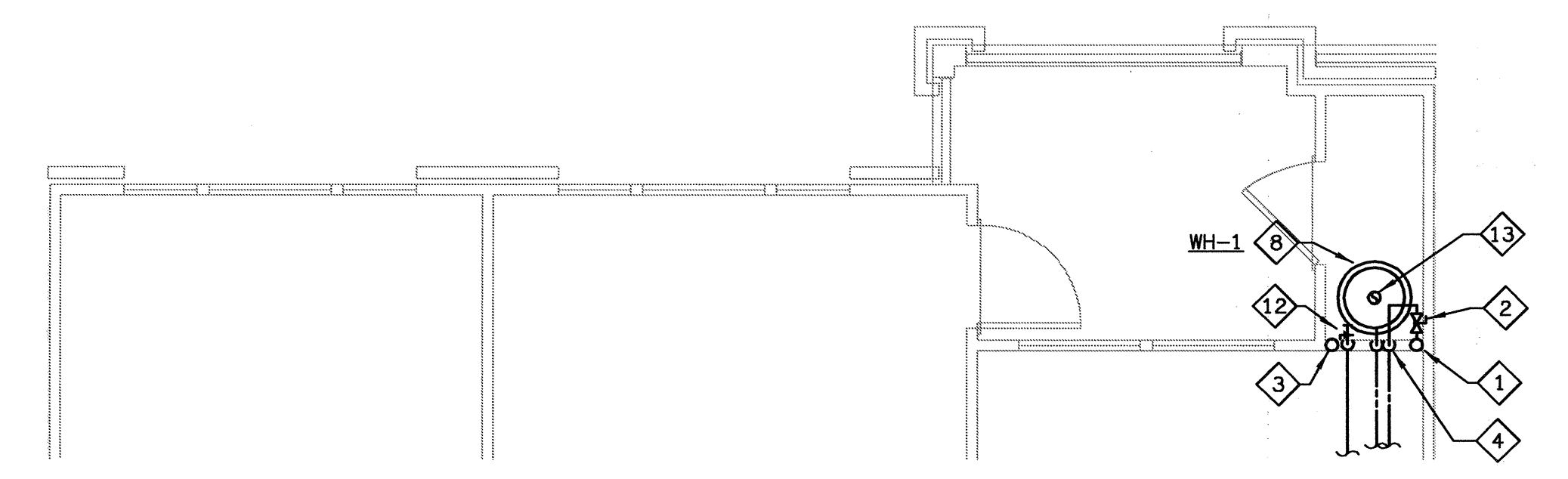
2 UNIT BIA & BI-LA - PLUMBING PLAN
 P-33 SCALE: 1/4" = 1'-0"
 02109-P-UNIT



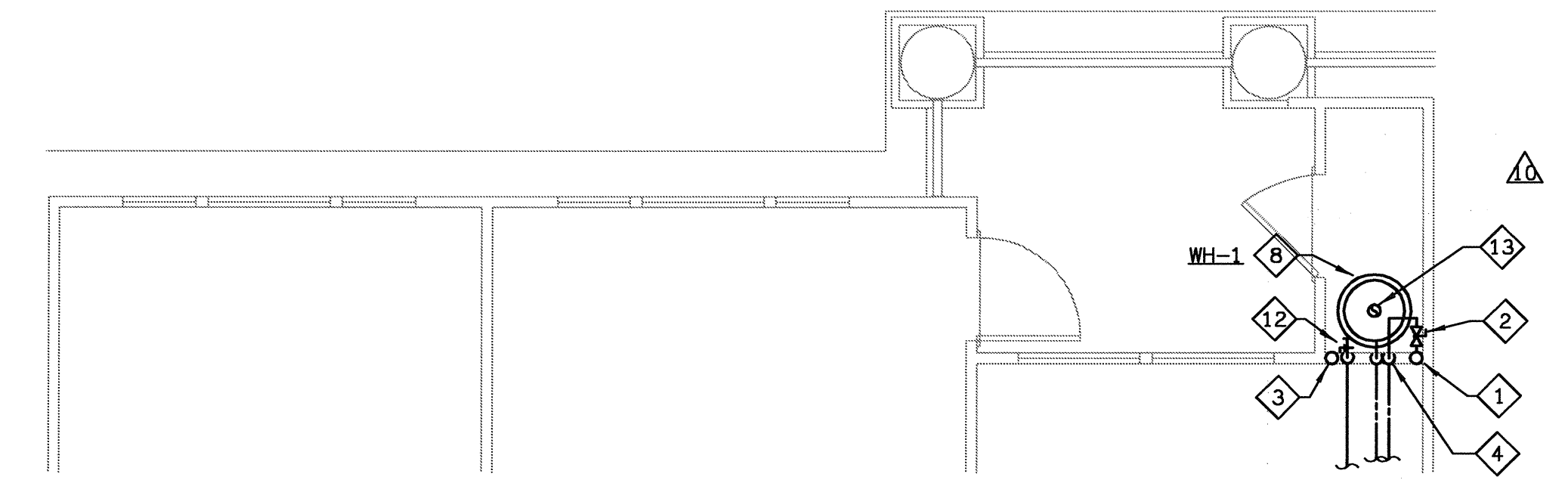
3 UNIT BIB - PLUMBING PLAN
 P-33 SCALE: 1/4" = 1'-0"
 02109-P-UNIT



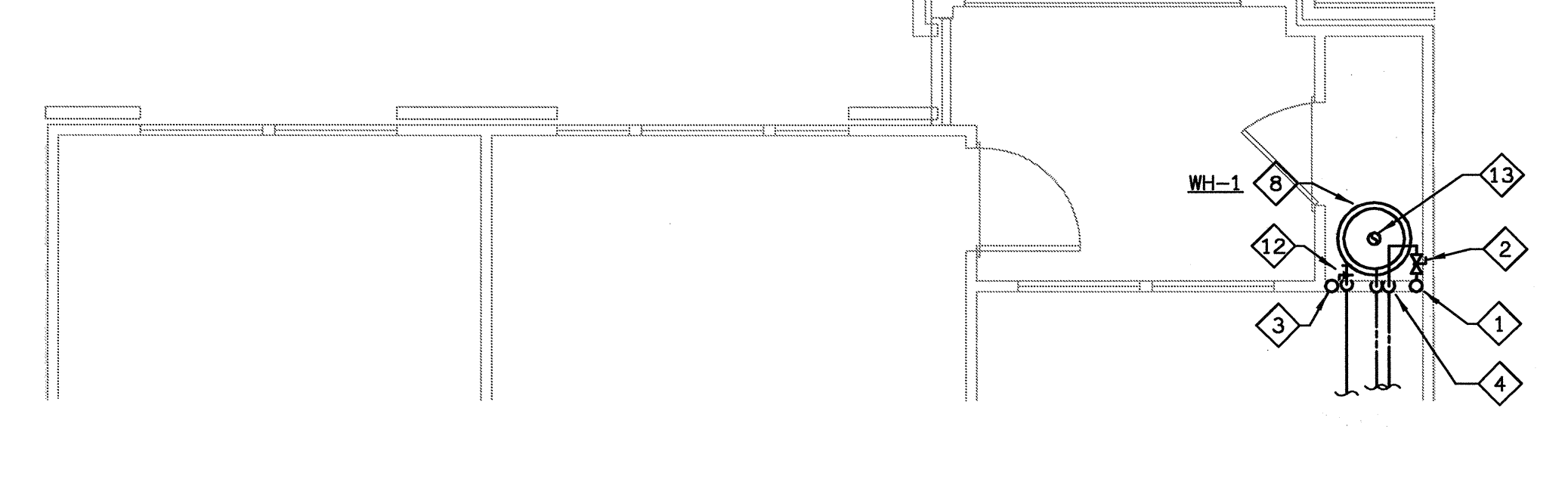
4 UNIT BIC - PLUMBING PLAN
 P-33 SCALE: 1/4" = 1'-0"
 02109-P-UNIT



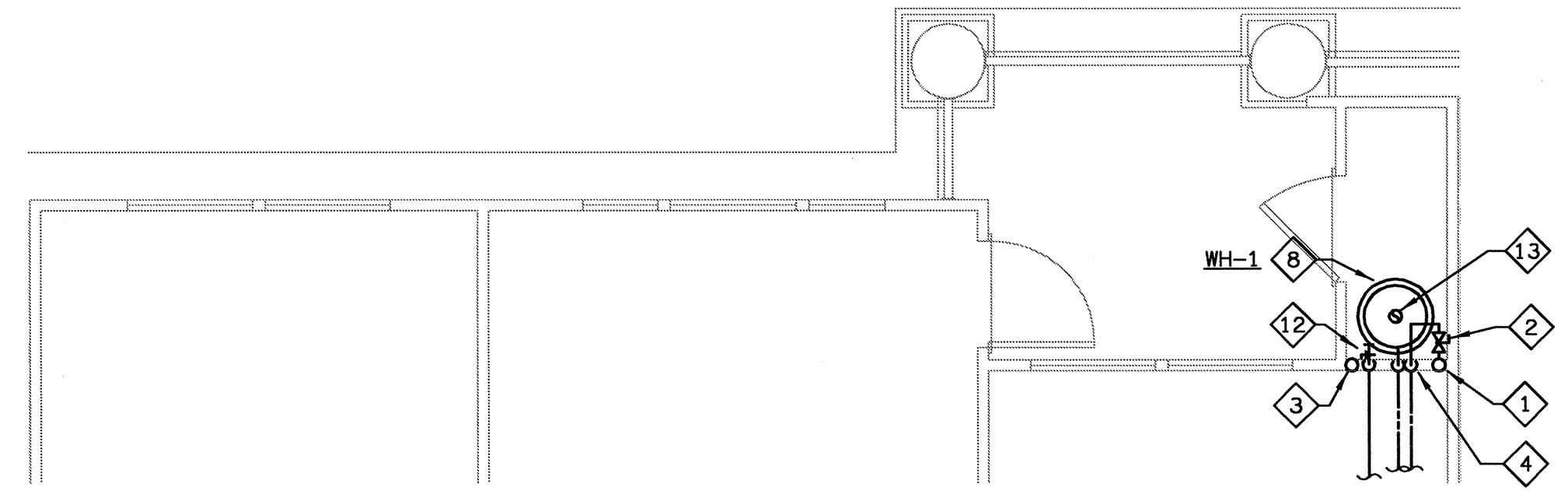
5 UNIT BID - PLUMBING PLAN
 P-33 SCALE: 1/4" = 1'-0"
 02109-P-UNIT



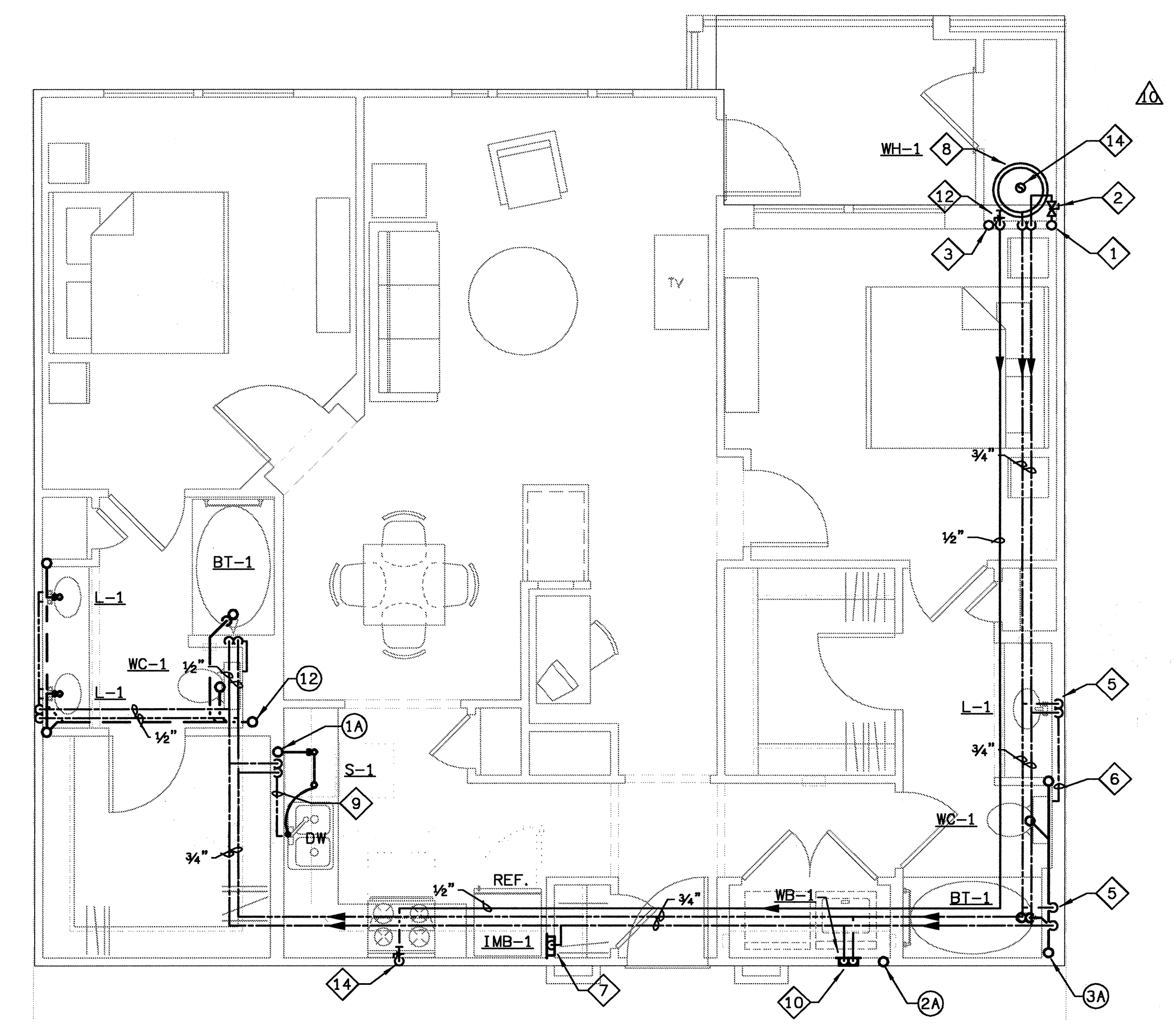
6 UNIT BIE & BI-LE - PLUMBING PLAN
 P-33 SCALE: 1/4" = 1'-0"
 02109-P-UNIT



7 UNIT BIH - PLUMBING PLAN
 P-33 SCALE: 1/4" = 1'-0"
 02109-P-UNIT



8 UNIT BU & BI-LJ - PLUMBING PLAN
 P-33 SCALE: 1/4" = 1'-0"
 02109-P-UNIT




1 UNIT BI - PLUMBING PLAN
 P-33 SCALE: 1/4" = 1'-0"
 02109-P-UNIT

(X) DENOTES WASTE & VENT RISER DIAGRAMS ON SHEET P6.3 & P6.4 FOR PLUMBING FIXTURES, SEE SCHEDULE ON SHEET P6.1.

GAS PIPING NOTE
 1. GAS PIPE SIZING IN THE APT. UNITS IS BASED ON 200 FT. MAX. LENGTH USING CORRUGATED STAINLESS STEEL TUBING @ .5 PSI REF. TABLE 402.4 (14)-2003 INT'L FUEL GAS CODE.


PLAN NOTES

- 1 COLD WATER RISER
- 2 UNIT SHUT-OFF VALVE & REMOTE WATER METER, FULLY ACCESSIBLE. SEE DETAIL.
- 3 PAN DRAIN RISER, SEE DETAIL.
- 4 3/4" CW & HW DOWN.
- 5 1/2" CW & HW DOWN.
- 6 1/2" CW IN WALL TO WC.
- 7 3/8" CW DOWN TO REF./ICE M.
- 8 WATER HEATER, SEE SCHEDULE AND DETAIL.
- 9 1/2" HW IN WALL TO DW.
- 10 3/4" CW & HW DOWN, 1/2" CW & HW TO WH-1 & 1/4" CW & HW BELOW FLOOR TO SINK.
- 11 1/2" CW & HW UP.
- 12 GAS RISER, GAS SUB METER & 1/2" GAS DOWN TO WATER HEATER.
- 13 FLUE, SEE HVAC DRAWINGS.
- 14 GAS SUPPLY DOWN TO STOVE.
- 15 1/2" GAS DOWN TO FIREPLACE.



THE PRESTON PARTNERSHIP, LLC
 A MULTI-DISCIPLINARY DESIGN FIRM
 1000 ABERNATHY ROAD NE, SUITE 600
 ATLANTA, GEORGIA 30328
 TELEPHONE: 770 396 7248
 FAX: 770 396 2945
 WWW.THEPRESTONPARTNERSHIP.COM

PROJECT #:
 02109
KTD Consulting Engineers
 ALTAMONTE SPRINGS, FL
 237 S. WESTMONTA DR.
 PH: 407.834.7900
 FAIRFAX, VA.
 9840 MAIN STREET
 PH: 703.336.2889
 WWW.KTDENGINEERS.COM



CERTIFY THAT THESE DOCUMENTS WERE PREPARED OR APPROVED BY ME AND THAT I AM A LICENSED ARCHITECT UNDER THE LAWS OF THE STATE OF MARYLAND. LICENSE NUMBER: 9999 (EXPIRES 12/31/2004).

PROJECT
ARCHSTONE KENTLANDS
 MARYLAND

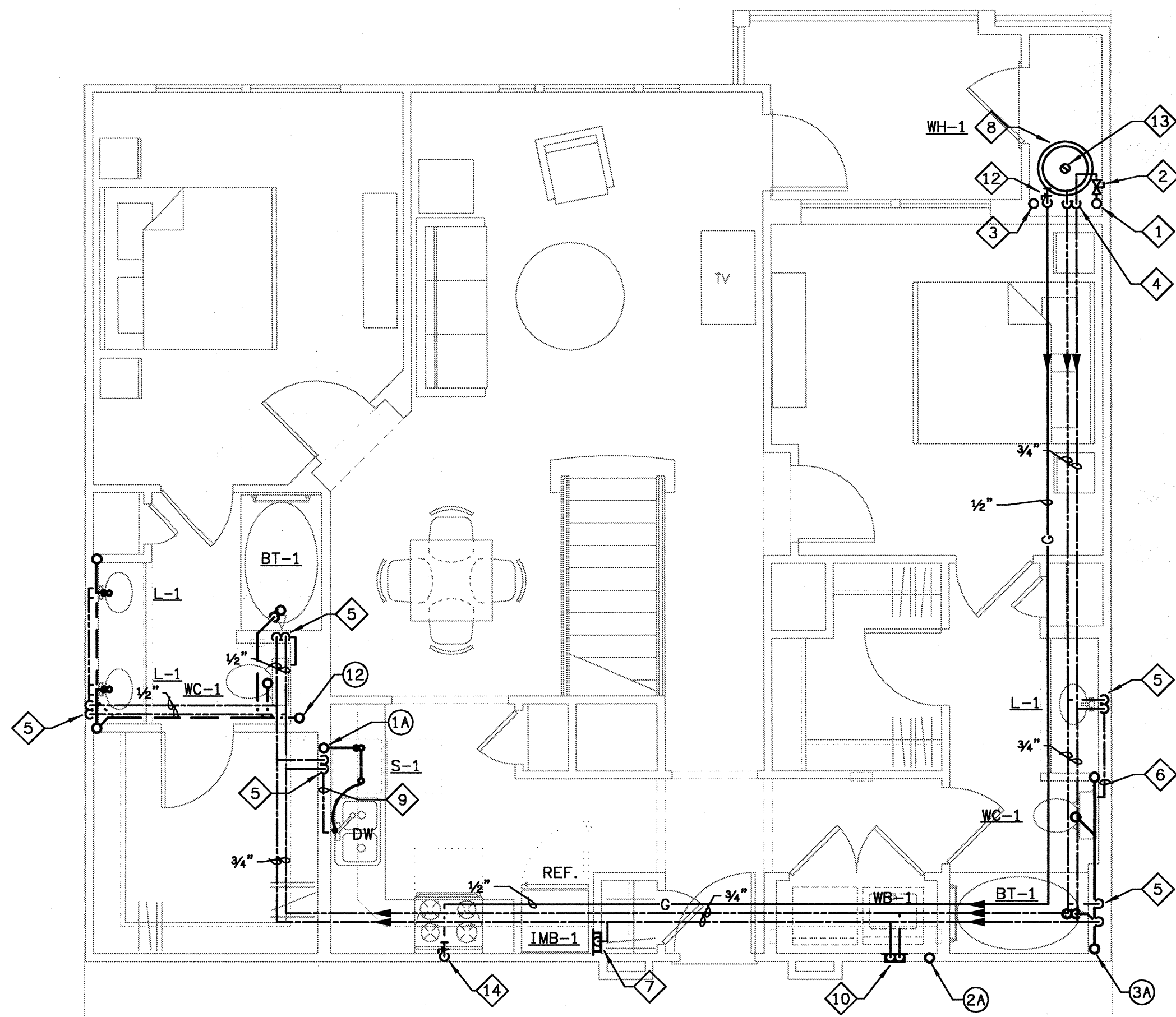
FOR
ARCHSTONE COMMUNITIES
 Six Piedmont Center, Suite 600
 Atlanta, Georgia 30305
 404-237-9292

REVISIONS
 07/18/03 RELEASED FOR CONSTRUCTION
 10/17/03 WSSC COMMENTS

DATE
 JOB NUMBER
 DRAWN BY
 CHECKED BY
 DRAWING TITLE

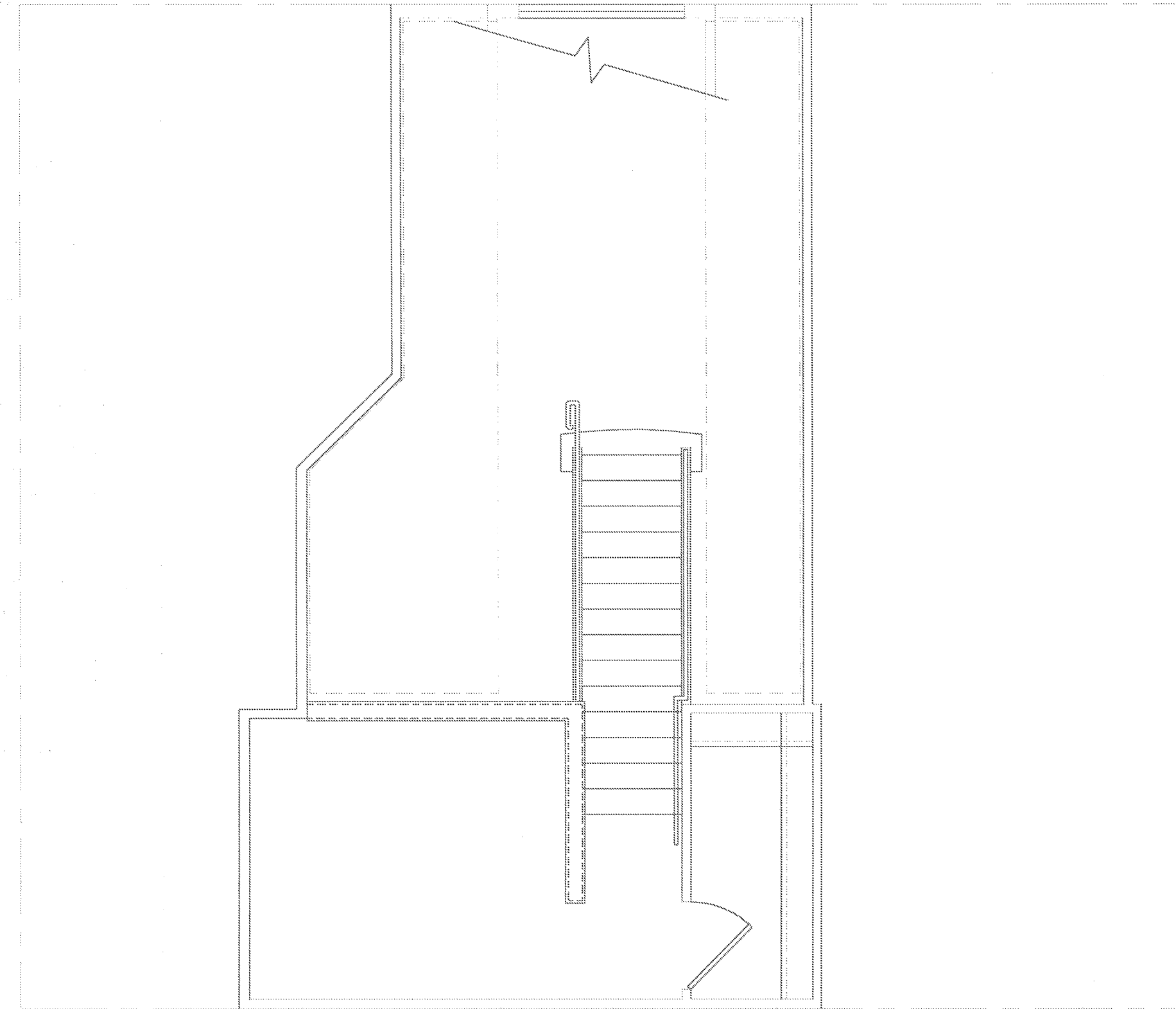
DATE 06/07/02
 JOB NUMBER 021106
 DRAWN BY GHK
 CHECKED BY GHK
 DRAWING TITLE

UNIT BI
 PLUMBING PLANS
 DRAWING NUMBER
P-3.3
 COMMENTS



1 UNIT BI-L- PLUMBING PLAN
SCALE: 1/4" = 1'-0"

02109-P-UNIT



2 UNIT BI-LM- PLUMBING PLAN
SCALE: 1/4" = 1'-0"

02109-P-UNIT

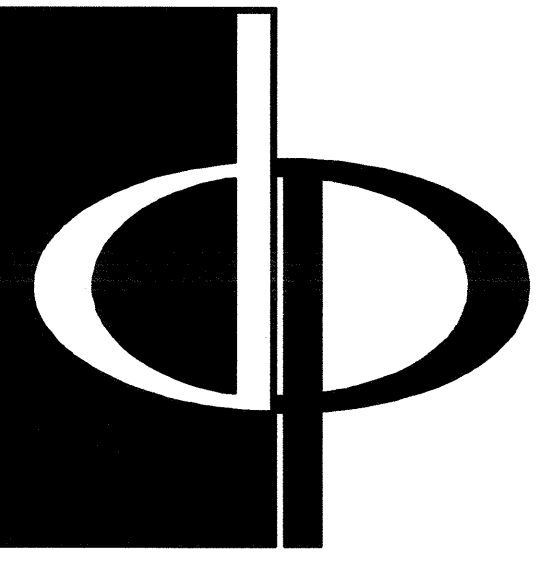
PLAN NOTES

- 1 COLD WATER RISER
- 2 UNIT SHUT-OFF VALVE & REMOTE WATER METER, FULLY ACCESSIBLE. SEE DETAIL.
- 3 PAN DRAIN RISER, SEE DETAIL.
- 4 3/4" CW & HW DOWN.
- 5 1/2" CW & HW DOWN.
- 6 1/2" CW IN WALL TO WC.
- 7 3/4" CW DOWN TO REF. /ICE M.
- 8 WATER HEATER, SEE SCHEDULE AND DETAIL.
- 9 1/2" HW IN WALL TO DW.
- 10 3/4" CW & HW DOWN, 1/2" CW & HW TO WB-1 & 1/2" CW & HW BELOW FLOOR TO SINK.
- 11 1/2" CW & HW UP.
- 12 GAS RISER, GAS SUB METER & 1/2" GAS DOWN TO WATER HEATER.
- 13 FLUE. SEE HVAC DRAWINGS.
- 14 GAS SUPPLY DOWN TO STOVE.
- 15 1/2" GAS DOWN TO FIREPLACE.

(X) DENOTES WASTE & VENT RISER DIAGRAMS ON SHEET P6.3 & P6.4
FOR PLUMBING FIXTURES. SEE SCHEDULE ON SHEET P6.1.

GAS PIPING NOTE

1. GAS PIPE SIZING IN THE APT. UNITS IS BASED ON 200 FT. MAX. LENGTH USING CORRUGATED STAINLESS STEEL TUBING @ .5 PSI REF. TABLE 402.4 (14)-2003 INT'L FUEL GAS CODE.




THE PRESTON PARTNERSHIP, LLC
A MULTI-DISCIPLINARY DESIGN FIRM

1000 ABERNATHY ROAD NE, SUITE 600
ATLANTA, GEORGIA 30328
TELEPHONE: 770 396 7248
FAX: 770 396 2945

WWW.THEPRESTONPARTNERSHIP.COM

CONSULTANT



KTD Consulting Engineers
ALTAMONTE SPRINGS, FL.
237 S. WESTMONTE DR.
PH: 407.834.7900

FAIRFAX, VA.
9840 MAIN STREET
PH: 703.338.2899
WWW.KTDENGINEERS.COM

SEAL



I CERTIFY THAT THESE DOCUMENTS WERE PREPARED OR APPROVED BY ME, AND THAT I AM DULY LICENSED ARCHITECT UNDER THE LAWS OF THE STATE OF MARYLAND, LICENSE NUMBER 9894 EXPIRATION DATE SEPTEMBER 3, 2006.

PROJECT

ARCHSTONE
KENTLANDS

MARYLAND

FOR

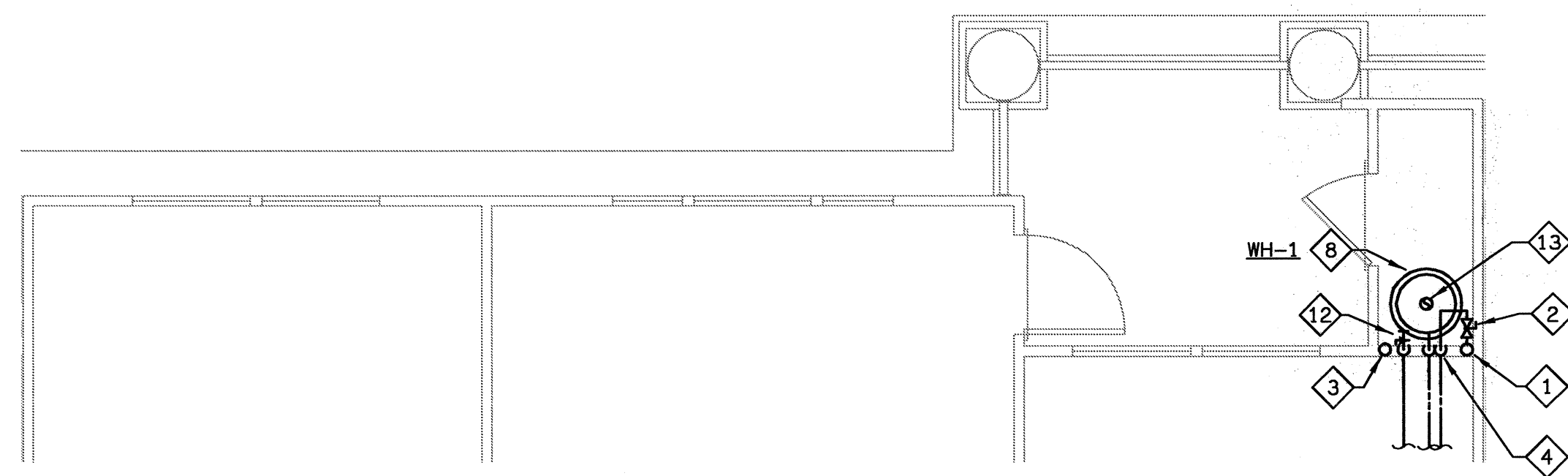
ARCHSTONE
COMMUNITIES
Six Piedmont Center, Suite 600
Atlanta, Georgia 30305
404-237-9292

REVISIONS

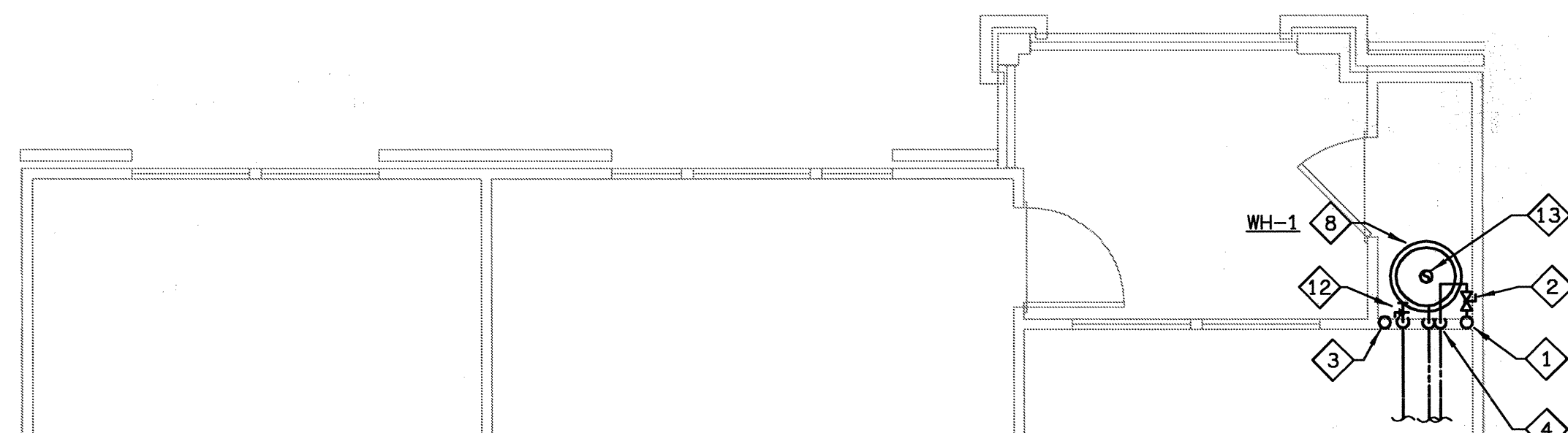
07/18/03 RELEASED FOR CONSTRUCTION
10/17/03 WSSC COMMENTS

DATE: 06/10/02
JOB NUMBER: 021108
DRAWN BY: GHK
CHECKED BY: GHK
DRAWING TITLE: UNIT BI LOFT PLUMBING PLANS
DRAWING NUMBER: P-3.4

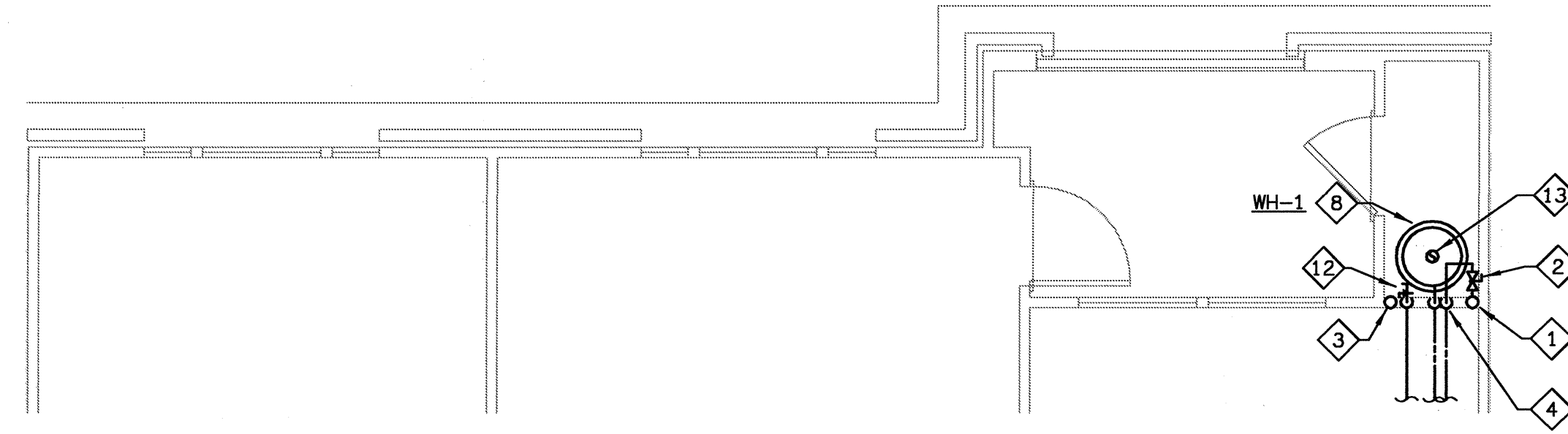
COMMENTS



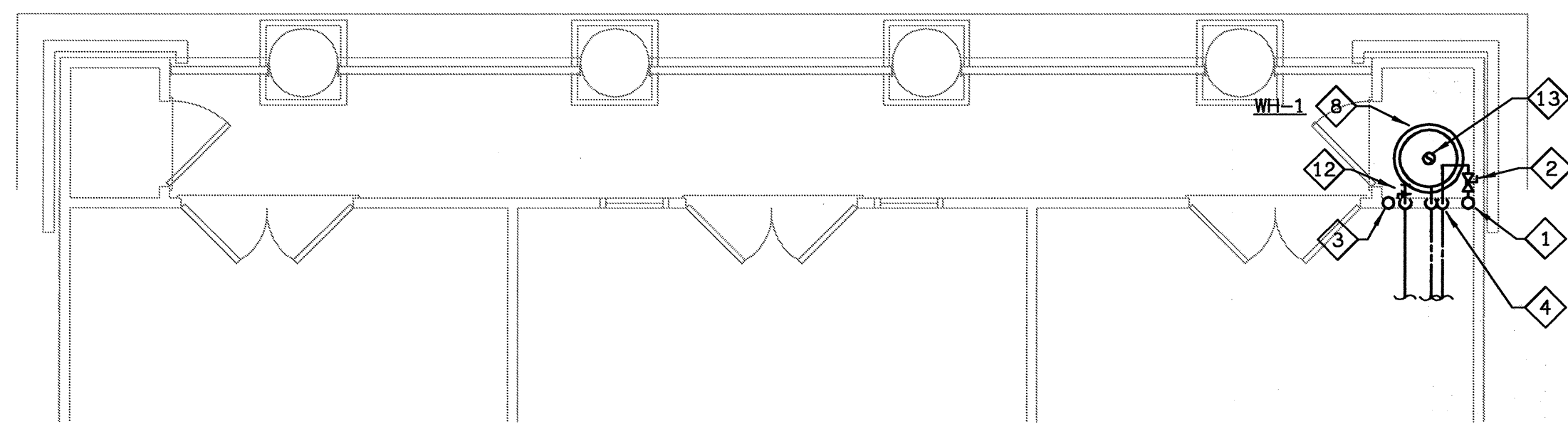
2 UNIT B2A & B2-LA - PLUMBING PLAN
P-35 SCALE: 1/4" = 1'-0" ©2003-P-UNIT



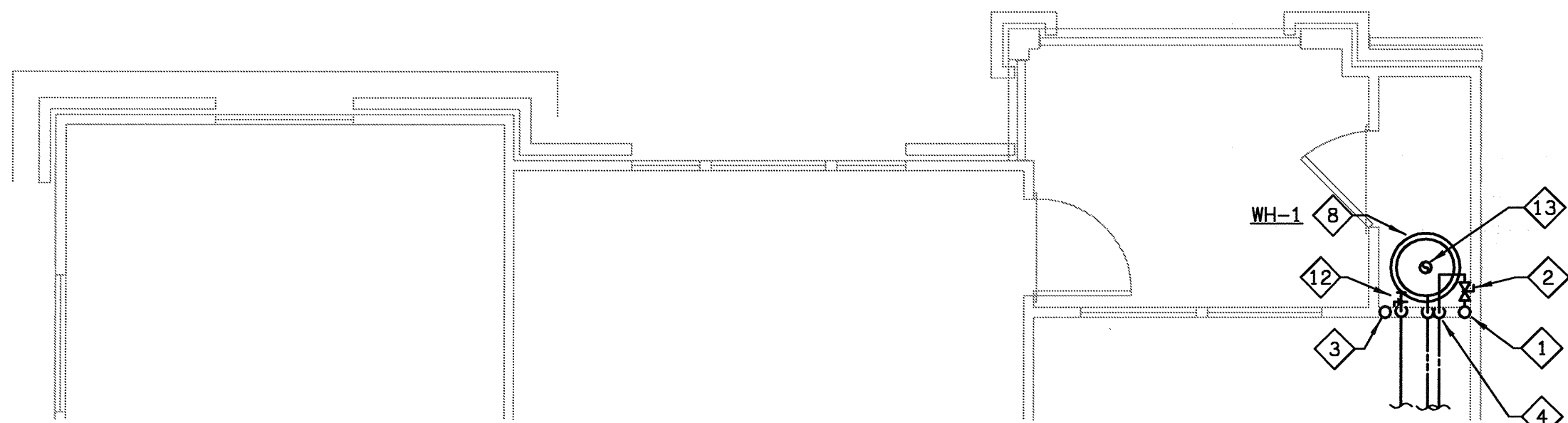
3 UNIT B2B - PLUMBING PLAN
P-35 SCALE: 1/4" = 1'-0" ©2003-P-UNIT



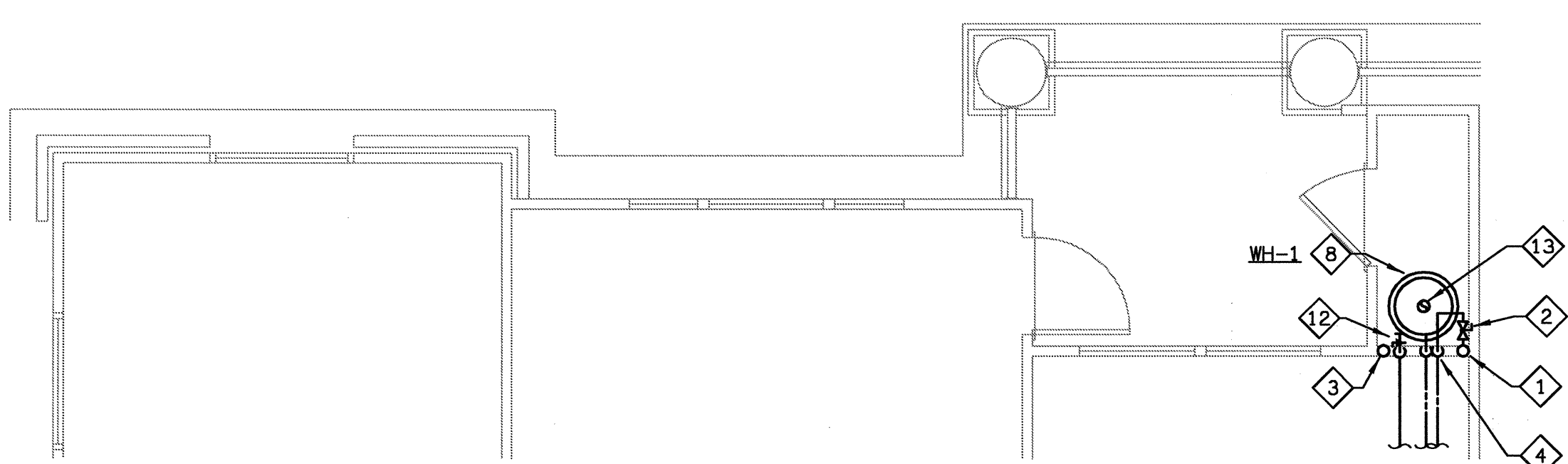
4 UNIT B2C & B2-LC - PLUMBING PLAN
P-35 SCALE: 1/4" = 1'-0" ©2003-P-UNIT



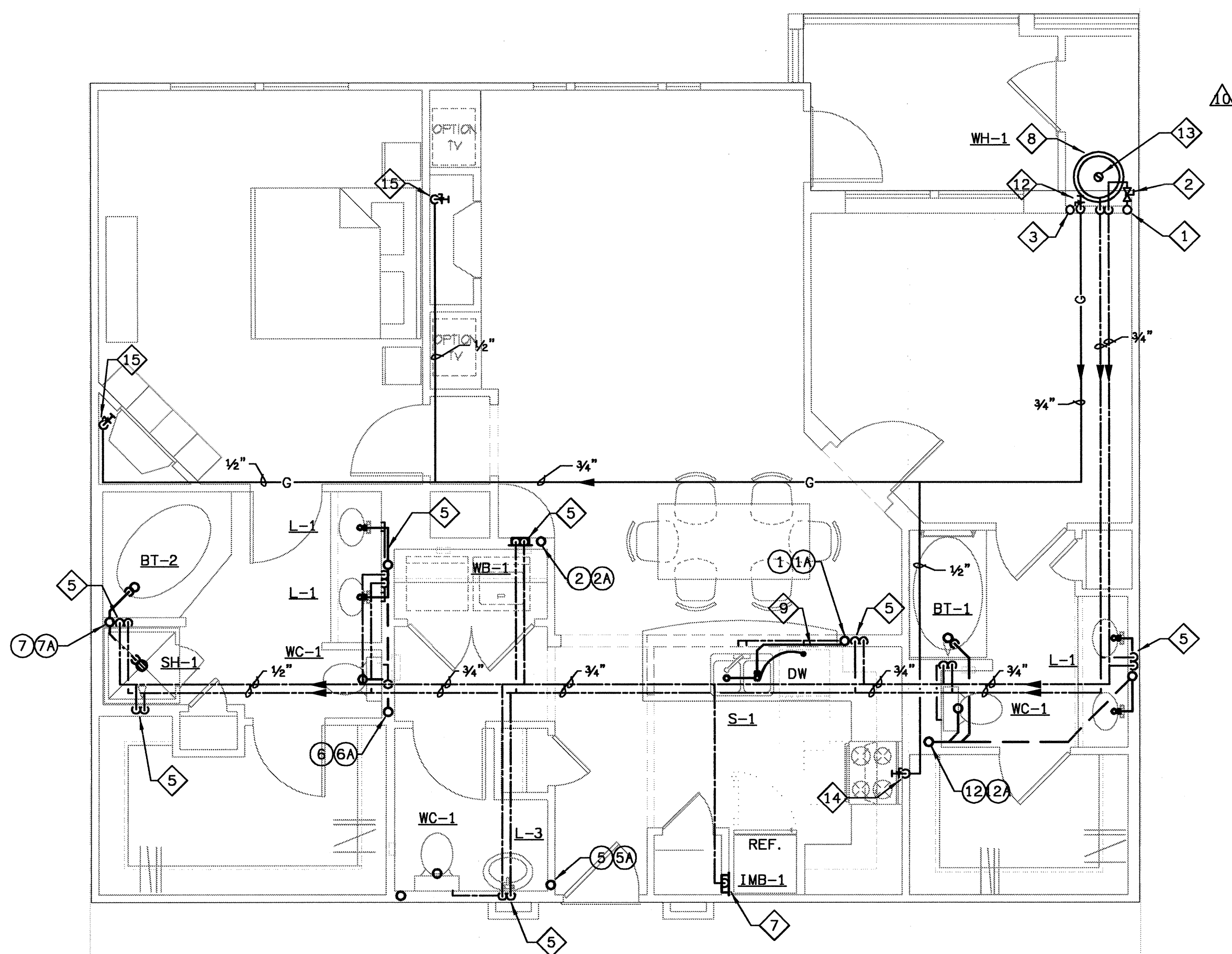
5 UNIT B2D - PLUMBING PLAN
P-35 SCALE: 1/4" = 1'-0" ©2003-P-UNIT



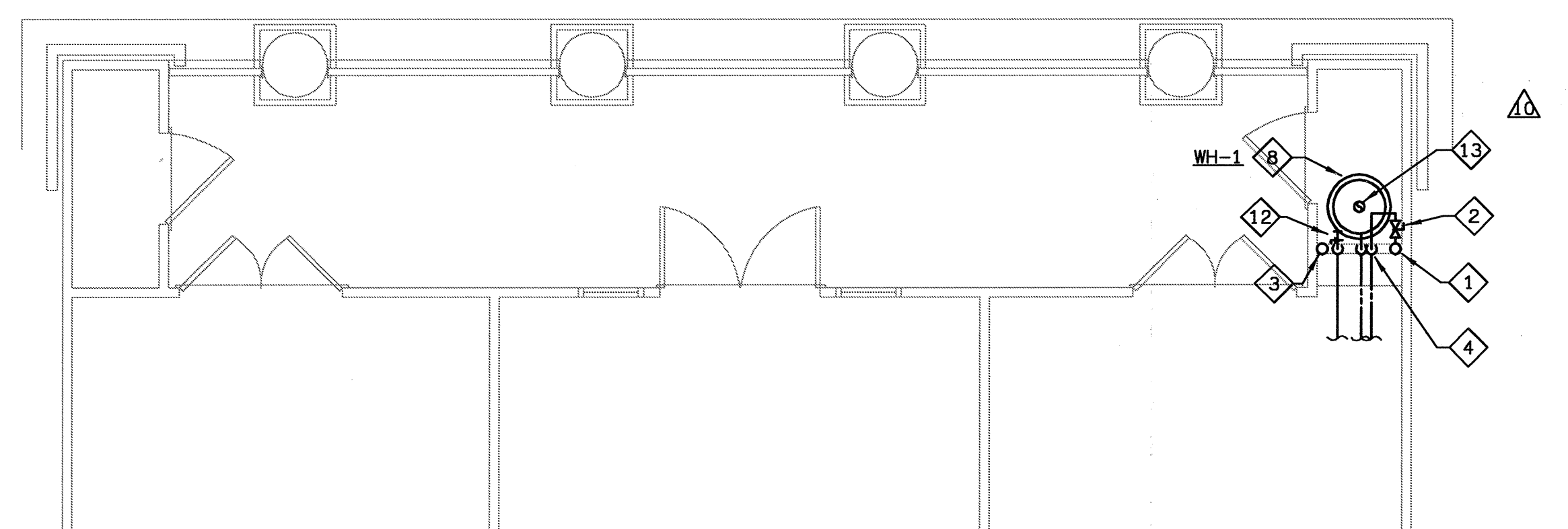
6 UNIT B2E - PLUMBING PLAN
P-35 SCALE: 1/4" = 1'-0" ©2003-P-UNIT



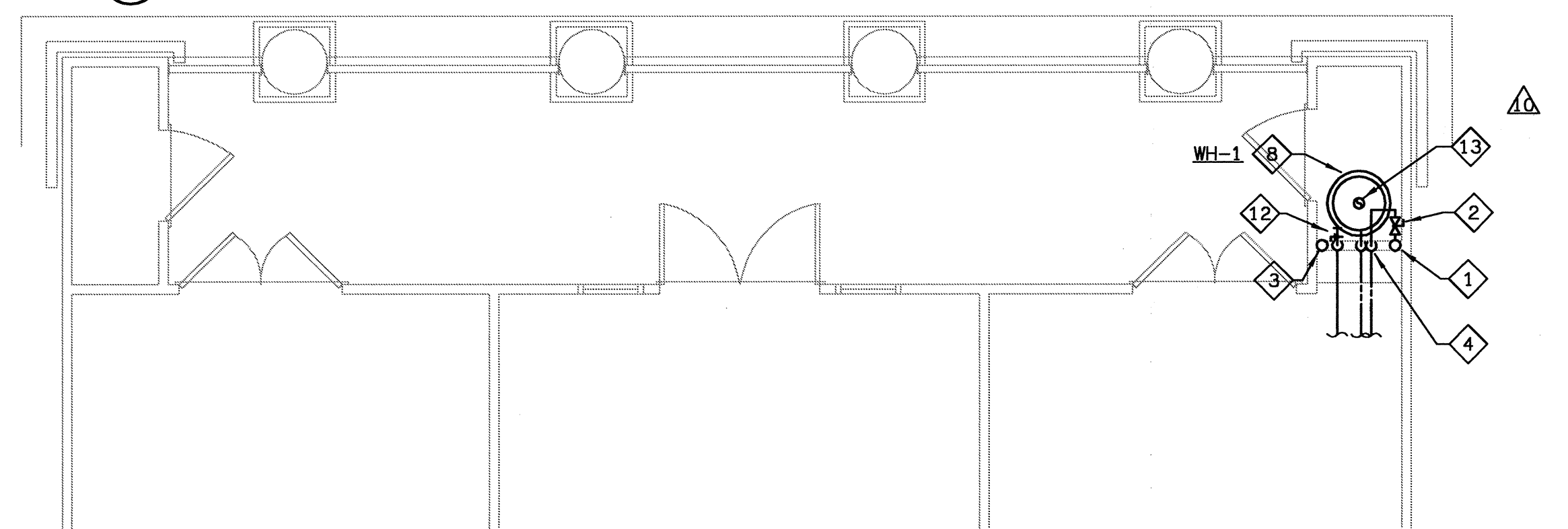
7 UNIT B2F - PLUMBING PLAN
P-35 SCALE: 1/4" = 1'-0" ©2003-P-UNIT



1 UNIT B2 - PLUMBING PLAN
P-35 SCALE: 1/4" = 1'-0" ©2003-P-UNIT



8 UNIT B2G - PLUMBING PLAN
P-35 SCALE: 1/4" = 1'-0" ©2003-P-UNIT



9 UNIT B2J - PLUMBING PLAN
P-35 SCALE: 1/4" = 1'-0" ©2003-P-UNIT


PLAN NOTES

- 1 COLD WATER RISER
- 2 UNIT SHUT-OFF VALVE & REMOTE WATER METER, FULLY ACCESSIBLE. SEE DETAIL.
- 3 PAN DRAIN RISER, SEE DETAIL.
- 4 3/4" CW & HW DOWN.
- 5 1/2" CW & HW DOWN.
- 6 1/2" CW IN WALL TO WC.
- 7 3/4" CW DOWN TO REF. /ICE M.
- 8 WATER HEATER, SEE SCHEDULE AND DETAIL.
- 9 1/2" HW IN WALL TO DW.
- 10 3/4" CW & HW DOWN, 1/2" CW & HW TO MB-1, & 1/2" CW & HW BELOW FLOOR TO SINK.
- 11 1/2" CW & HW UP.
- 12 GAS RISER, GAS SUB METER & 1/2" GAS DOWN TO WATER HEATER.
- 13 FLUE, SEE HVAC DRAWINGS.
- 14 GAS SUPPLY DOWN TO STOVE.
- 15 1/2" GAS DOWN TO FIREPLACE.

(X) DENOTES WASTE & VENT RISER DIAGRAMS ON SHEET P6.3 & P6.4
FOR PLUMBING FIXTURES, SEE SCHEDULE ON SHEET P6.1.

GAS PIPING NOTE

1. GAS PIPE SIZING IN THE APT. UNITS IS BASED ON 200 FT. MAX. LENGTH USING CORRUGATED STAINLESS STEEL TUBING @ .5 PSI REF. TABLE 402.4 (14)-2003 INT'L FUEL GAS CODE.



THE PRESTON PARTNERSHIP, LLC
A MULTI-DISCIPLINARY DESIGN FIRM

1000 ABERNATHY ROAD NE, SUITE 600
ATLANTA, GEORGIA 30328
TELEPHONE: 770 396 7248
FAX: 770 396 2945

WWW.THEPRESTONPARTNERSHIP.COM

CONSULTANT

PROJECT # 02109

KTD Consulting Engineers
ALTIMONTE SPRINGS, FL.
237 S. WESTMONTE DR.
PH: 407.834.7900
FAIRFAX, VA.
1840 MAIN STREET
PH: 703.338.2899
www.ktdengineers.com

SEAL



I CERTIFY THAT THESE DOCUMENTS WERE PREPARED OR APPROVED BY ME AND THAT I AM DULY LICENSED ARCHITECT UNDER THE LAWS OF THE STATE OF MARYLAND LICENSE NUMBER 18084 EXPIRES DATE SEPTEMBER 1, 2004.

PROJECT

ARCHSTONE
KENTLANDS

MARYLAND

FOR

ARCHSTONE
COMMUNITIES
Six Piedmont Center, Suite 600
Atlanta, Georgia 30305
404-237-9292

REVISIONS

07/18/03 RELEASED FOR CONSTRUCTION
10/17/03 WSSC COMMENTS

DATE

JOB NUMBER 0610102

DRAWN BY 021108

CHECKED BY GJK

DRAWING TITLE GJK


DRAWING NUMBER

UNIT B2
PLUMBING PLANS

DRAWING NUMBER

P-3.5

COMMENTS



THE PRESTON PARTNERSHIP, LLC
A MULTI-DISCIPLINARY DESIGN FIRM


1000 ABERNATHY ROAD NE, SUITE 600
ATLANTA, GEORGIA 30328
TELEPHONE: 770 396 7248
FAX: 770 396 2945

WWW.THEPRESTONPARTNERSHIP.COM

CONSULTANT

PROJECT # 02109
KTD Consulting Engineers
ALTAMONTE SPRINGS, FL.
237 S. WESTMONTE DR.
PH: 407.834.7000
FAIRFAX, VA.
9840 MAIN STREET
PH: 703.338.2889
www.ktdengineers.com

SEAL



I CERTIFY THAT THESE DOCUMENTS WERE PREPARED OR APPROVED BY ME AND THAT I AM A LICENSED ARCHITECT UNDER THE LAWS OF THE STATE OF FLORIDA AND LICENSE NUMBER 00000000000000000000000000000000.

PROJECT

ARCHSTONE
KENTLANDS

MARYLAND

FOR

ARCHSTONE
COMMUNITIES
Six Piedmont Center, Suite 600
Atlanta, Georgia 30305
404-237-9292

REVISIONS

07/18/03 RELEASED FOR CONSTRUCTION
10/17/03 WSSC COMMENTS

DATE: 06/10/02
JOB NUMBER: 021106
DRAWN BY: GJK
CHECKED BY: GJK
DRAWING TITLE: UNIT B2-LOFT PLUMBING PLANS
DRAWING NUMBER: P-3.6
COMMENTS:

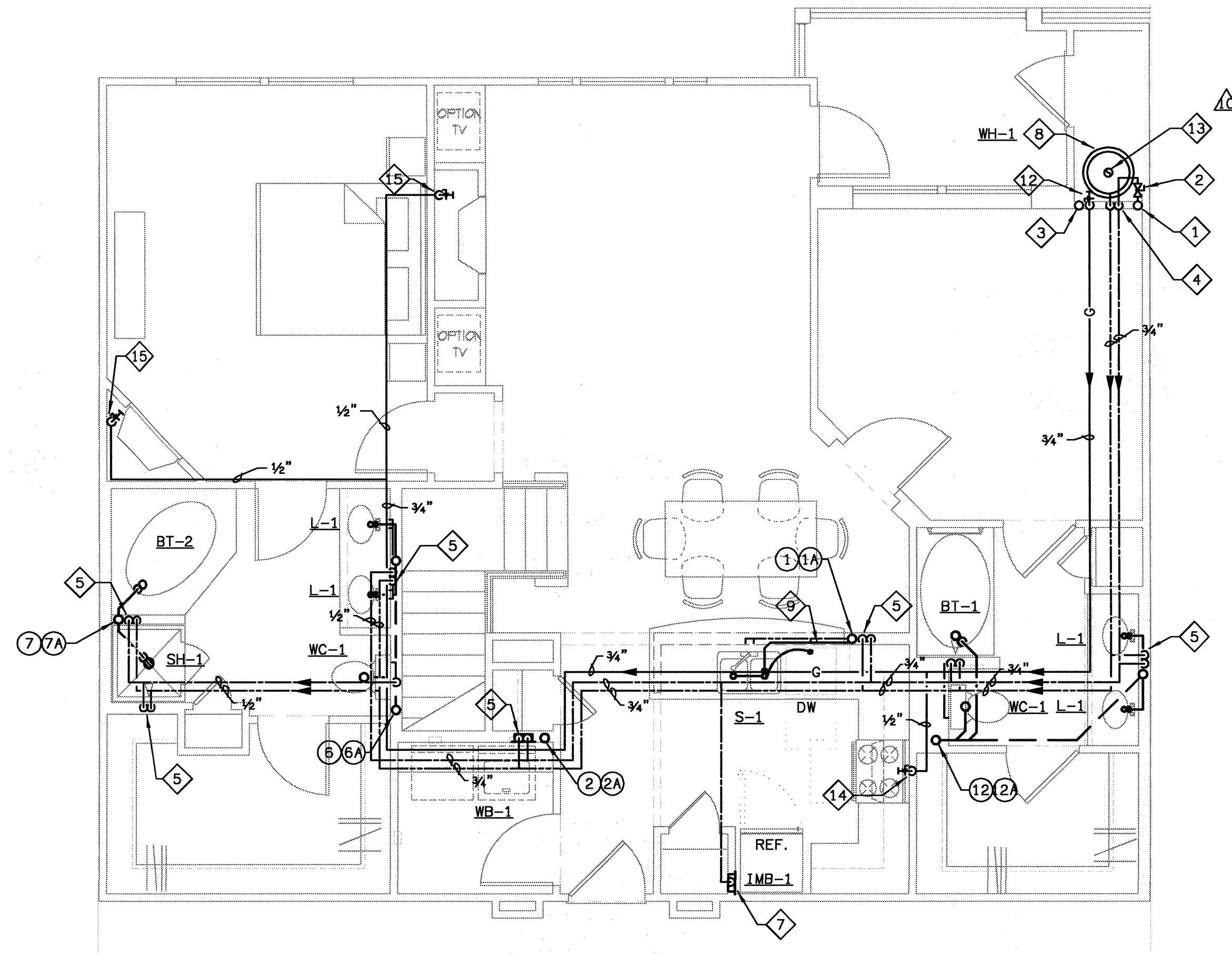
PLAN NOTES

- 1 COLD WATER RISER
- 2 UNIT SHUT-OFF VALVE & REMOTE WATER METER, FULLY ACCESSIBLE. SEE DETAIL.
- 3 PAN DRAIN RISER, SEE DETAIL.
- 4 3/4" CW & HW DOWN.
- 5 1/2" CW & HW DOWN.
- 6 1/2" CW IN WALL TO WC.
- 7 3/4" CW DOWN TO REF. /ICE M.
- 8 WATER HEATER, SEE SCHEDULE AND DETAIL.
- 9 1/2" HW IN WALL TO DW.
- 10 3/4" CW & HW DOWN, 1/2" CW & HW TO WB-1, & 1/2" CW & HW BELOW FLOOR TO SINK.
- 11 1/2" CW & HW UP.
- 12 GAS RISER, GAS SUB METER & 1/2" GAS DOWN TO WATER HEATER.
- 13 FLUE, SEE HVAC DRAWINGS.
- 14 GAS SUPPLY DOWN TO STOVE.
- 15 1/2" GAS DOWN TO FIREPLACE.

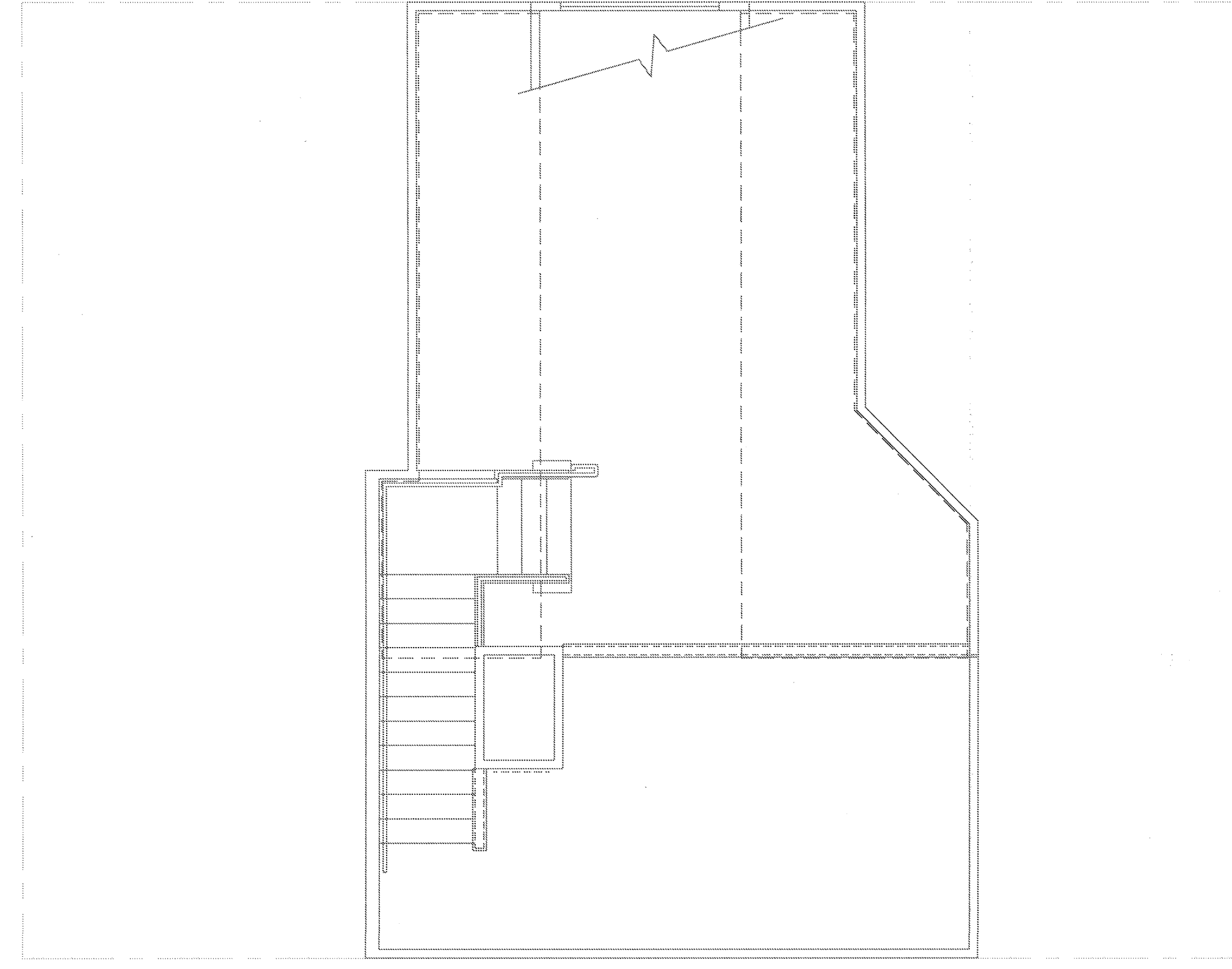
(X) DENOTES WASTE & VENT RISER DIAGRAMS ON SHEET P6.3 & P6.4
FOR PLUMBING FIXTURES, SEE SCHEDULE ON SHEET P6.1.

GAS PIPING NOTE

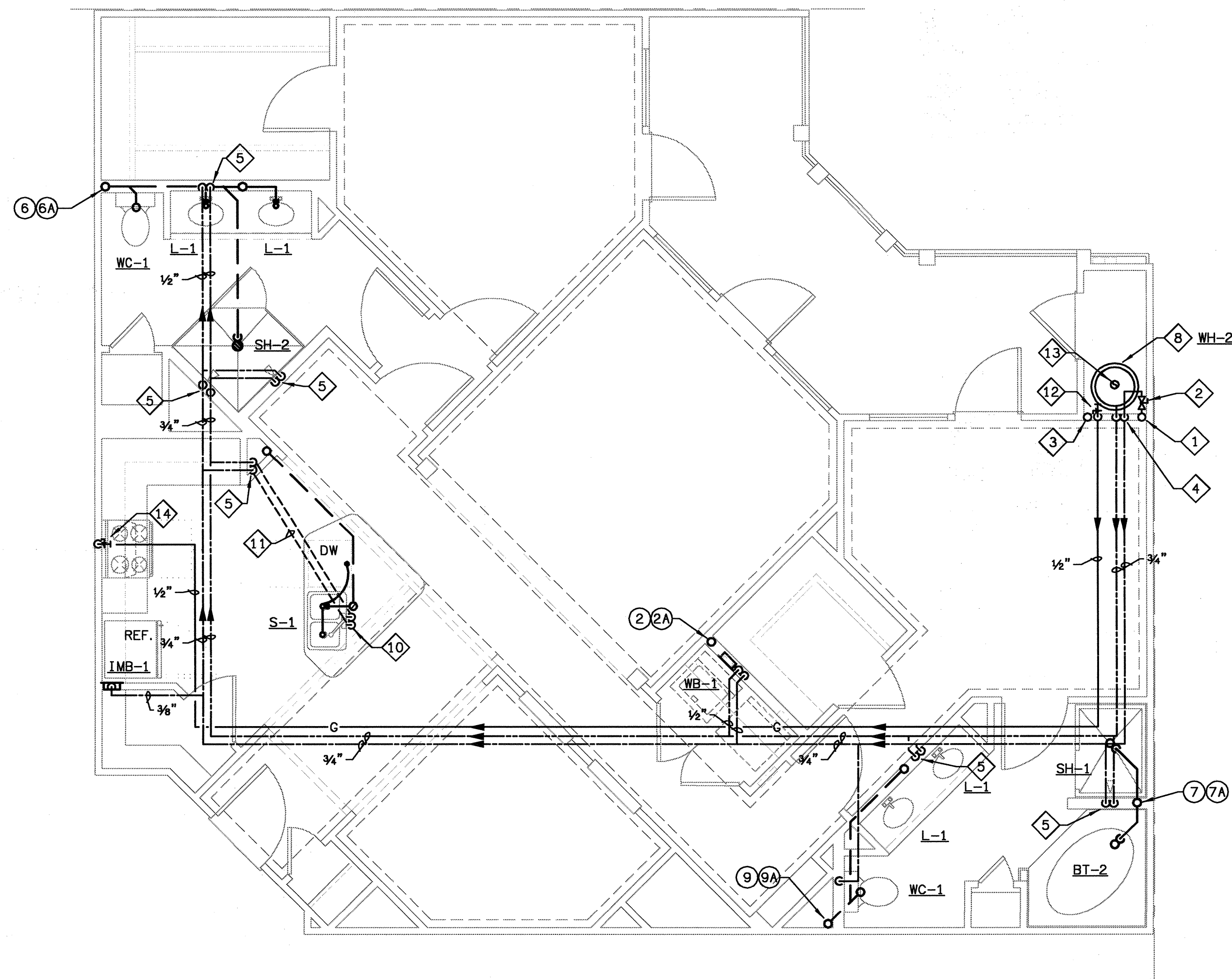
- 1. GAS PIPE SIZING IN THE APT. UNITS IS BASED ON 200 FT. MAX. LENGTH USING CORRUGATED STAINLESS STEEL TUBING @ .5 PSI REF. TABLE 402.4 (14)-2003 INT'L FUEL GAS CODE.



1 UNIT B2-L - PLUMBING PLAN
SCALE: 1/4" = 1'-0"
07/03-P-UNIT

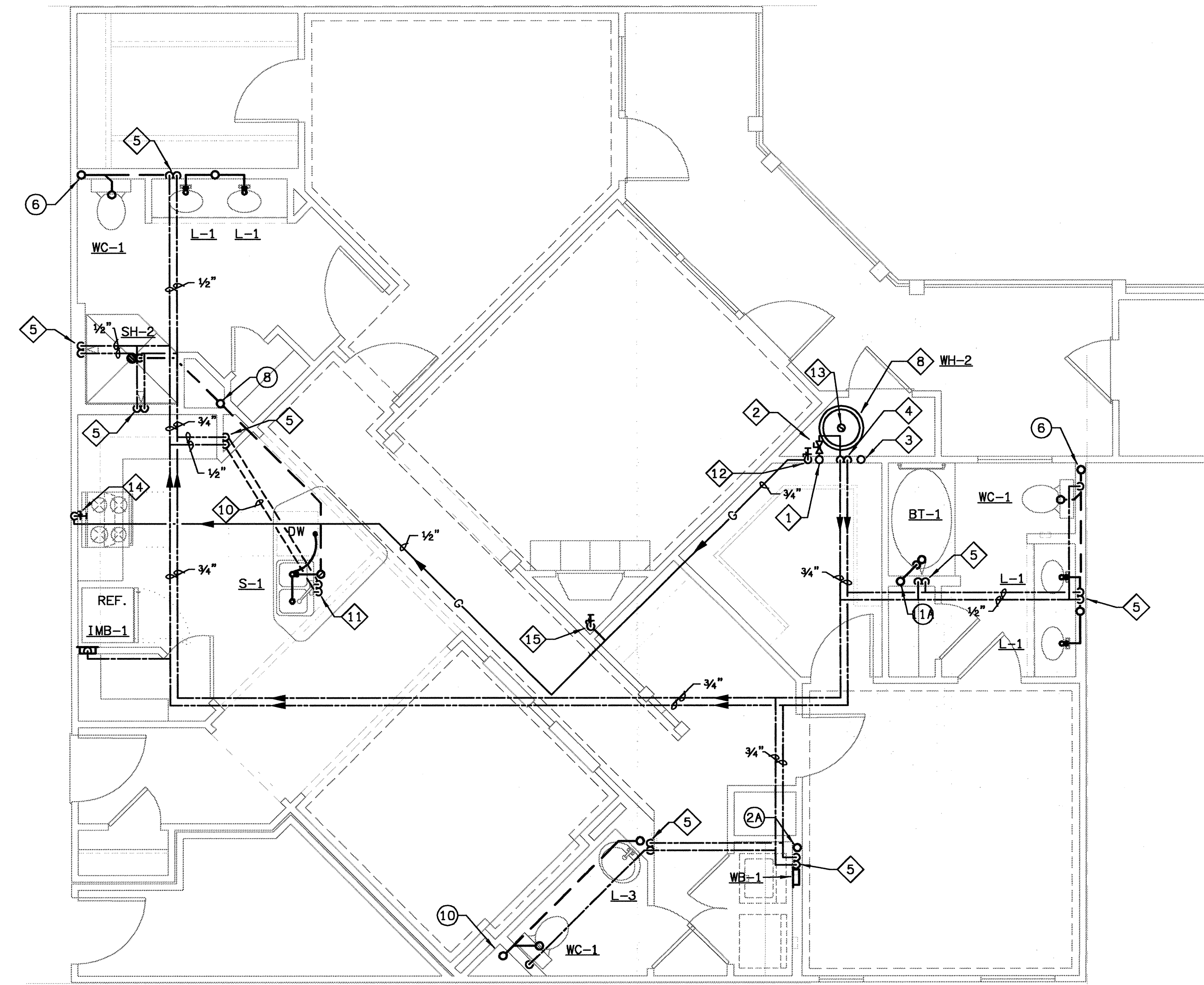


2 UNIT B2-LM - PLUMBING PLAN
SCALE: 1/4" = 1'-0"
07/03-P-UNIT



1 UNIT B3 - PLUMBING C PLAN
SCALE: 1/4" = 1'-0"

07/03-P-UNIT



2 UNIT B3B - PLUMBING PLAN
SCALE: 1/4" = 1'-0"

07/03-P-UNIT

(X) DENOTES WASTE & VENT RISER
DIAGRAMS ON SHEET P6.3 & P6.4


FOR PLUMBING FIXTURES, SEE
SCHEDULE ON SHEET P6.1.

GAS PIPING NOTE

1. GAS PIPE SIZING IN THE APT. UNITS IS BASED ON 200 FT. MAX. LENGTH USING CORRUGATED STAINLESS STEEL TUBING @ .5 PSI REF. TABLE 402.4 (14)-2003 INT'L FUEL GAS CODE.

PLAN NOTES

- 1 COLD WATER RISER
- 2 UNIT SHUT-OFF VALVE & REMOTE WATER METER, FULLY ACCESSIBLE. SEE DETAIL.
- 3 PAN DRAIN RISER, SEE DETAIL.
- 4 3/4" CW & HW DOWN.
- 5 1/2" CW & HW DOWN.
- 6 1/2" CW IN WALL TO WC.
- 7 3/4" CW DOWN TO REF./ICE M.
- 8 WATER HEATER, SEE SCHEDULE AND DETAIL.
- 9 1/2" HW IN WALL TO DW.
- 10 3/4" CW & HW DOWN, 1/2" CW & HW TO WB-1. & 1/2" CW & HW BELOW FLOOR TO SINK.
- 11 1/2" CW & HW UP.
- 12 GAS RISER, GAS SUB METER & 1/2" GAS DOWN TO WATER HEATER.
- 13 FLUE, SEE HVAC DRAWINGS.
- 14 GAS SUPPLY DOWN TO STOVE.
- 15 1/2" GAS DOWN TO FIREPLACE.



THE PRESTON PARTNERSHIP, LLC
A MULTI-DISCIPLINARY DESIGN FIRM

1000 ABERNATHY ROAD NE, SUITE 600
ATLANTA, GEORGIA 30328
TELEPHONE: 770 396 7248
FAX: 770 396 2945

WWW.THEPRESTONPARTNERSHIP.COM

CONSULTANT



PROJECT #
02109

KTD Consulting Engineers
ALTAMONTE SPRINGS, FL.
237 S. WESTMONT DR.
PH: 407.834.7600

FAIRFAX, VA.
1840 MAIN STREET
PH: 703.338.2889

WWW.KTDENGINEERS.COM

SEAL



CERTIFY THAT THESE DOCUMENTS WERE PREPARED OR APPROVED BY THE
AND THAT I AM DULY LICENSED AND REGISTERED UNDER THE LAWS OF THE STATE OF
MARYLAND LICENSE NUMBER 9888 EXPIRES DATE 08/31/2008

PROJECT

ARCHSTONE
KENTLANDS

MARYLAND

FOR


ARCHSTONE
COMMUNITIES
Six Piedmont Center, Suite 600
Atlanta, Georgia 30305
404-237-9292

REVISIONS

07/18/03 RELEASED FOR CONSTRUCTION
10/17/03 WSSC COMMENTS

DATE: 06/07/02
JOB NUMBER: 0211208
DRAWN BY: GHK
CHECKED BY: GHK
DRAWING TITLE: UNIT B3 & B3B PLUMBING PLANS
DRAWING NUMBER: P-3.7

COMMENTS



THE PRESTON PARTNERSHIP, LLC
A MULTI-DISCIPLINARY DESIGN FIRM

1000 ABERNATHY ROAD NE, SUITE 600
ATLANTA, GEORGIA 30328
TELEPHONE: 770 396 7248
FAX: 770 396 2945

WWW.THEPRESTONPARTNERSHIP.COM

CONSULTANT

KTD Consulting Engineers
PROJECT # 02109
ALTAMONTE SPRINGS, FL.
237 S. WESTMONTE DR.
PH: 407.834.7100
FAIRFAX, VA.
9840 MAIN STREET
PH: 703.338.2899
www.ktdengineers.com

SEAL



CERTIFY THAT THESE DOCUMENTS WERE PREPARED OR APPROVED BY THE ARCHITECT OR ENGINEER LICENSED UNDER THE LAWS OF THE STATE OF MARYLAND. LICENSE NUMBER: 17937. EXPIRES: 09/30/04.

PROJECT

ARCHSTONE
KENTLANDS

MARYLAND

FOR

ARCHSTONE COMMUNITIES
Six Piedmont Center, Suite 600
Atlanta, Georgia 30305
404-237-9292

REVISIONS

07/18/03 RELEASED FOR CONSTRUCTION
10/17/03 WSSC COMMENTS

DATE

JOB NUMBER 021102

DRAWN BY GHK

CHECKED BY GHK

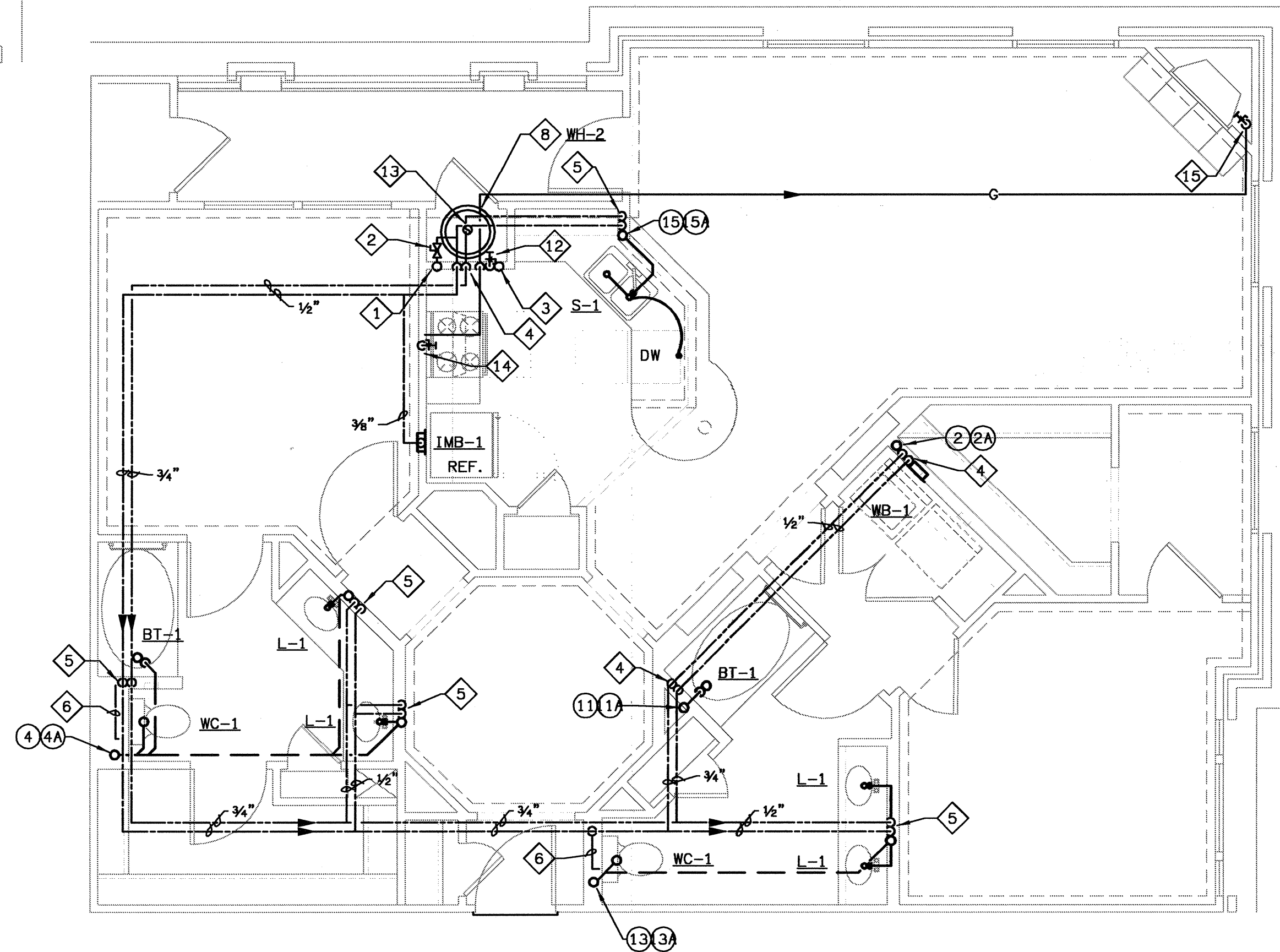
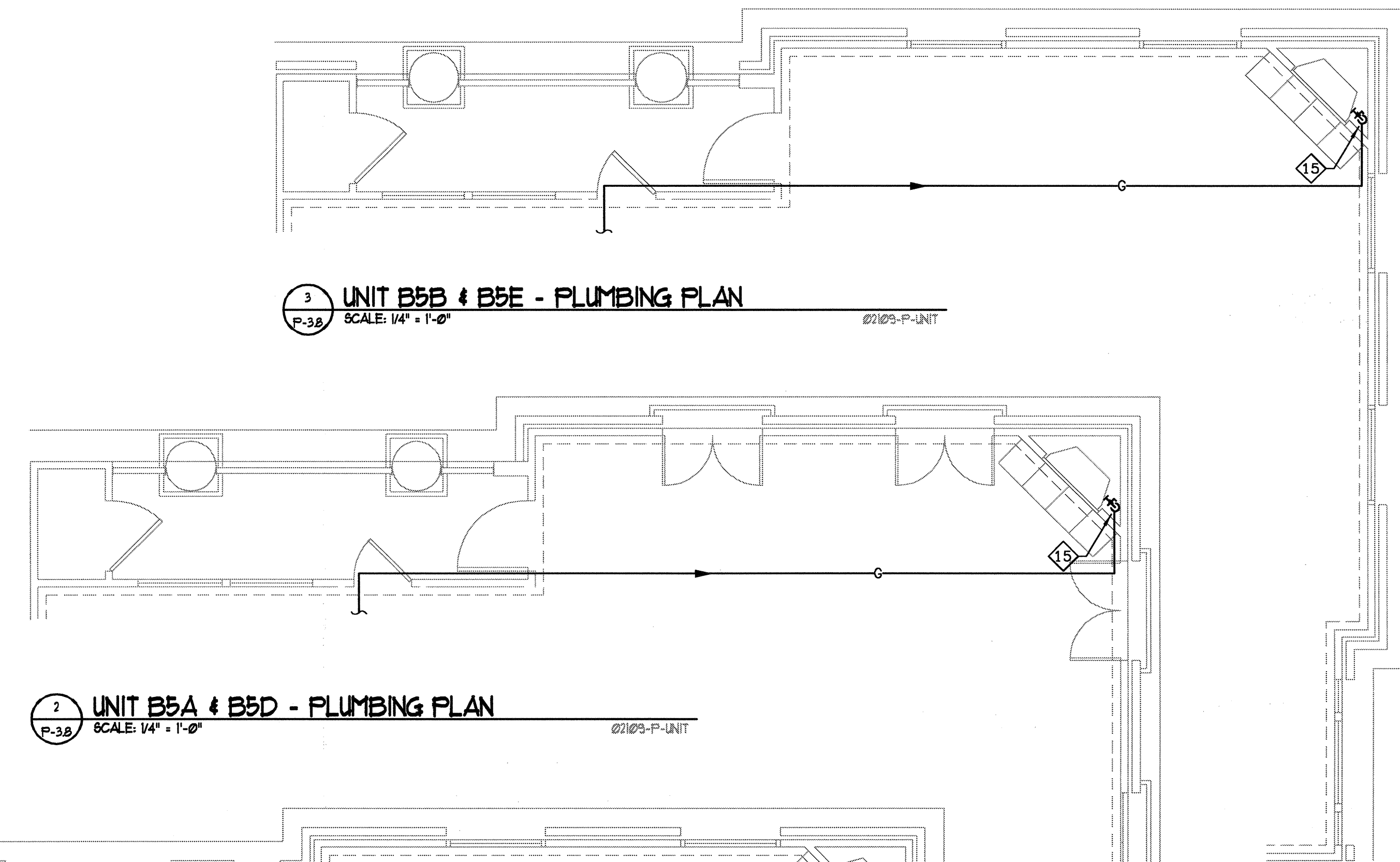
DRAWING TITLE

UNIT B5 PLUMBING PLANS

DRAWING NUMBER

P-3.8

COMMENTS




PLAN NOTES

- 1 COLD WATER RISER
- 2 UNIT SHUT-OFF VALVE & REMOTE WATER METER, FULLY ACCESSIBLE. SEE DETAIL.
- 3 PAN DRAIN RISER, SEE DETAIL.
- 4 3/4" CW & HW DOWN.
- 5 1/2" CW & HW DOWN.
- 6 1/2" CW IN WALL TO WC.
- 7 3/4" CW DOWN TO REF./ICE M.
- 8 WATER HEATER, SEE SCHEDULE AND DETAIL.
- 9 1/2" HW IN WALL TO DW.
- 10 3/4" CW & HW DOWN, 1/2" CW & HW TO MB-1, & 1/4" CW & HW BELOW FLOOR TO SINK.
- 11 1/2" CW & HW UP.
- 12 GAS RISER, GAS SUB METER & 1/2" GAS DOWN TO WATER HEATER.
- 13 FLUE. SEE HVAC DRAWINGS.
- 14 GAS SUPPLY DOWN TO STOVE.
- 15 1/2" GAS DOWN TO FIREPLACE.

(X) DENOTES WASTE & VENT RISER DIAGRAMS ON SHEET P6.3 & P6.4
FOR PLUMBING FIXTURES, SEE SCHEDULE ON SHEET P6.1.

GAS PIPING NOTE

- 1. GAS PIPE SIZING IN THE APT. UNITS IS BASED ON 200 FT. MAX. LENGTH USING CORRUGATED STAINLESS STEEL TUBING @ .5 PSI REF. TABLE 402.4 (14)-2003 INT'L FUEL GAS CODE.




THE PRESTON PARTNERSHIP, LLC
A MULTI-DISCIPLINARY DESIGN FIRM

1000 ABERNATHY ROAD NE, SUITE 600
ATLANTA, GEORGIA 30328
TELEPHONE: 770 396 7248
FAX: 770 396 2945

WWW.THEPRESTONPARTNERSHIP.COM


CONSULTANT



PROJECT # 02109
KTD Consulting Engineers
ALAMONTE SPRINGS, FL.
237 S. WESTMONTA DR.
FAIRFAX, VA.

9640 MAIN STREET
FAIRFAX, VA. 22033-2889
WWW.KTDENGINEERS.COM

SEAL



I CERTIFY THAT THESE DOCUMENTS WERE PREPARED OR APPROVED BY ME, AND THAT I'M DULY LICENSED ARCHITECT UNDER THE LAWS OF THE STATE OF MARYLAND. LICENSE NUMBER: 9348 EXPIRATION DATE: SEPTEMBER 3, 2008

PROJECT

ARCHSTONE
KENTLANDS

MARYLAND

FOR

ARCHSTONE
COMMUNITIES
Six Piedmont Center, Suite 600
Atlanta, Georgia 30305
404-237-9292

REVISIONS

07/18/03 RELEASED FOR CONSTRUCTION
10/17/03 WSSC COMMENTS

DATE 06/07/02

JOB NUMBER 021109

DRAWN BY GHK

CHECKED BY GHK

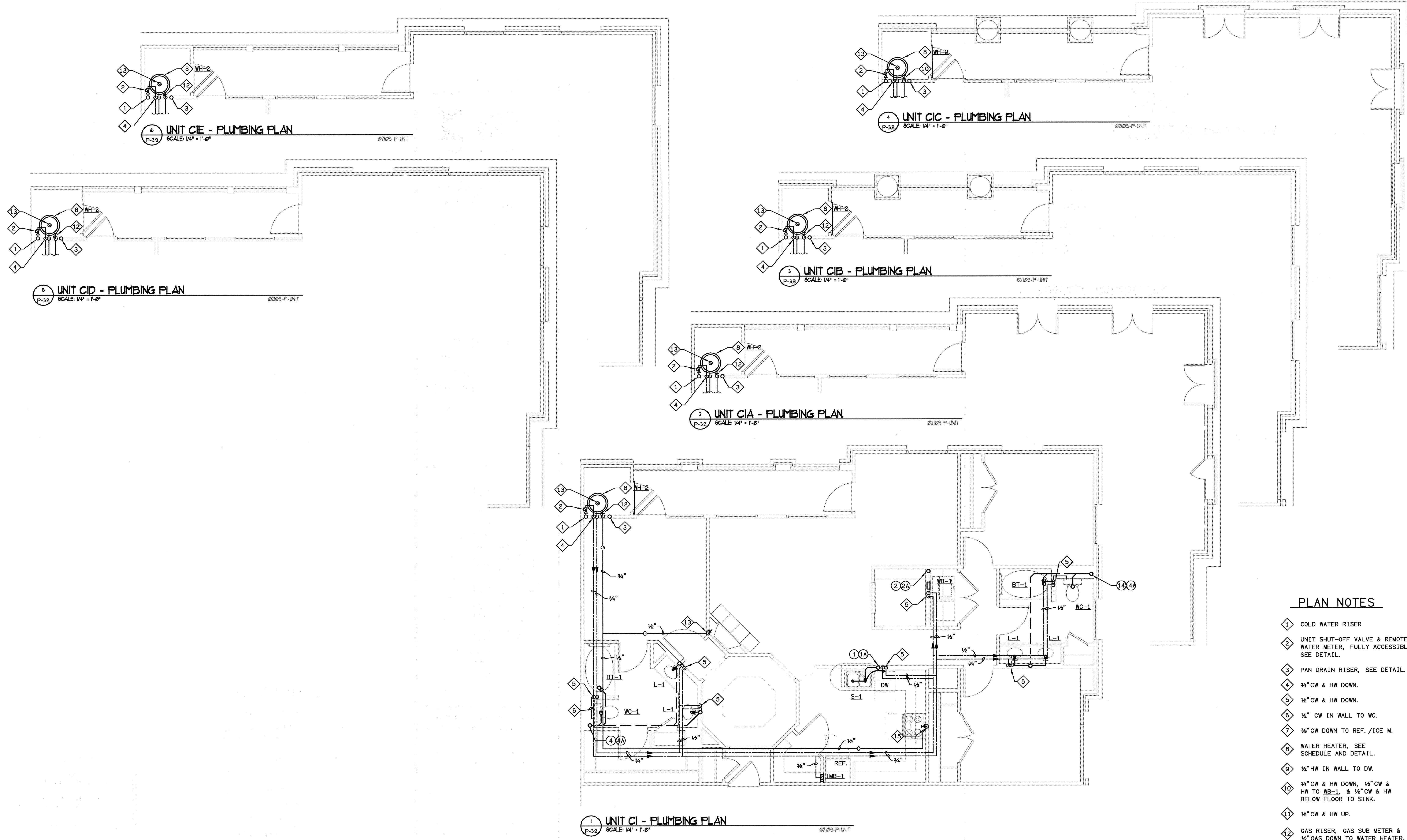
DRAWING TITLE

UNIT C1
PLUMBING PLANS

DRAWING NUMBER

P-3.9

COMMENTS




PLAN NOTES

- 1 COLD WATER RISER
- 2 UNIT SHUT-OFF VALVE & REMOTE WATER METER, FULLY ACCESSIBLE. SEE DETAIL.
- 3 PAN DRAIN RISER, SEE DETAIL.
- 4 3/4" CW & HW DOWN.
- 5 1/2" CW & HW DOWN.
- 6 1/2" CW IN WALL TO WC.
- 7 3/8" CW DOWN TO REF./ICE M.
- 8 WATER HEATER, SEE SCHEDULE AND DETAIL.
- 9 1/2" HW IN WALL TO DW.
- 10 3/4" CW & HW DOWN, 1/2" CW & HW TO BS-1, & 1/2" CW & HW BELOW FLOOR TO SINK.
- 11 1/2" CW & HW UP.
- 12 GAS RISER, GAS SUB METER & 1/2" GAS DOWN TO WATER HEATER.
- 13 FLUE, SEE HVAC DRAWINGS.
- 14 GAS SUPPLY DOWN TO STOVE.
- 15 1/2" GAS DOWN TO FIREPLACE.

⊗ DENOTES WASTE & VENT RISER DIAGRAMS ON SHEET P6.3 & P6.4
FOR PLUMBING FIXTURES, SEE SCHEDULE ON SHEET P6.1.

GAS PIPING NOTE

- 1. GAS PIPE SIZING IN THE APT. UNITS IS BASED ON 200 FT. MAX. LENGTH USING CORRUGATED STAINLESS STEEL TUBING @ .5 PSI REF. TABLE 402.4 (14)-2003 INT'L FUEL GAS CODE.



THE PRESTON PARTNERSHIP, LLC
A MULTI-DISCIPLINARY DESIGN FIRM


1000 ABERNATHY ROAD NE, SUITE 600
ATLANTA, GEORGIA 30328
TELEPHONE: 770 396 7248
FAX: 770 396 2945

WWW.THEPRESTONPARTNERSHIP.COM

CONSULTANT

KTD Consulting Engineers
PROJECT # 02109
ALTAMONTE SPRINGS, FL.
237 S. WESTMONTA DR.
PH: 407.834.7300
FAIRFAX, VA.
9840 MAIN STREET
PH: 703.338.2889
WWW.KTDENGINEERS.COM

SEAL



I CERTIFY THAT THESE DOCUMENTS WERE PREPARED OR APPROVED BY ME, AND THAT I AM A LICENSED ARCHITECT UNDER THE LAWS OF THE STATE OF MARYLAND, LICENSE NUMBER 9848, EXPIRATION DATE SEPTEMBER 1, 2004.

PROJECT

ARCHSTONE
KENTLANDS

MARYLAND

FOR

ARCHSTONE COMMUNITIES
Six Piedmont Center, Suite 600
Atlanta, Georgia 30305
404-237-9292

REVISIONS

07/18/03 RELEASED FOR CONSTRUCTION
10/17/03 WSSC COMMENTS

DATE 06/10/02

JOB NUMBER 021102

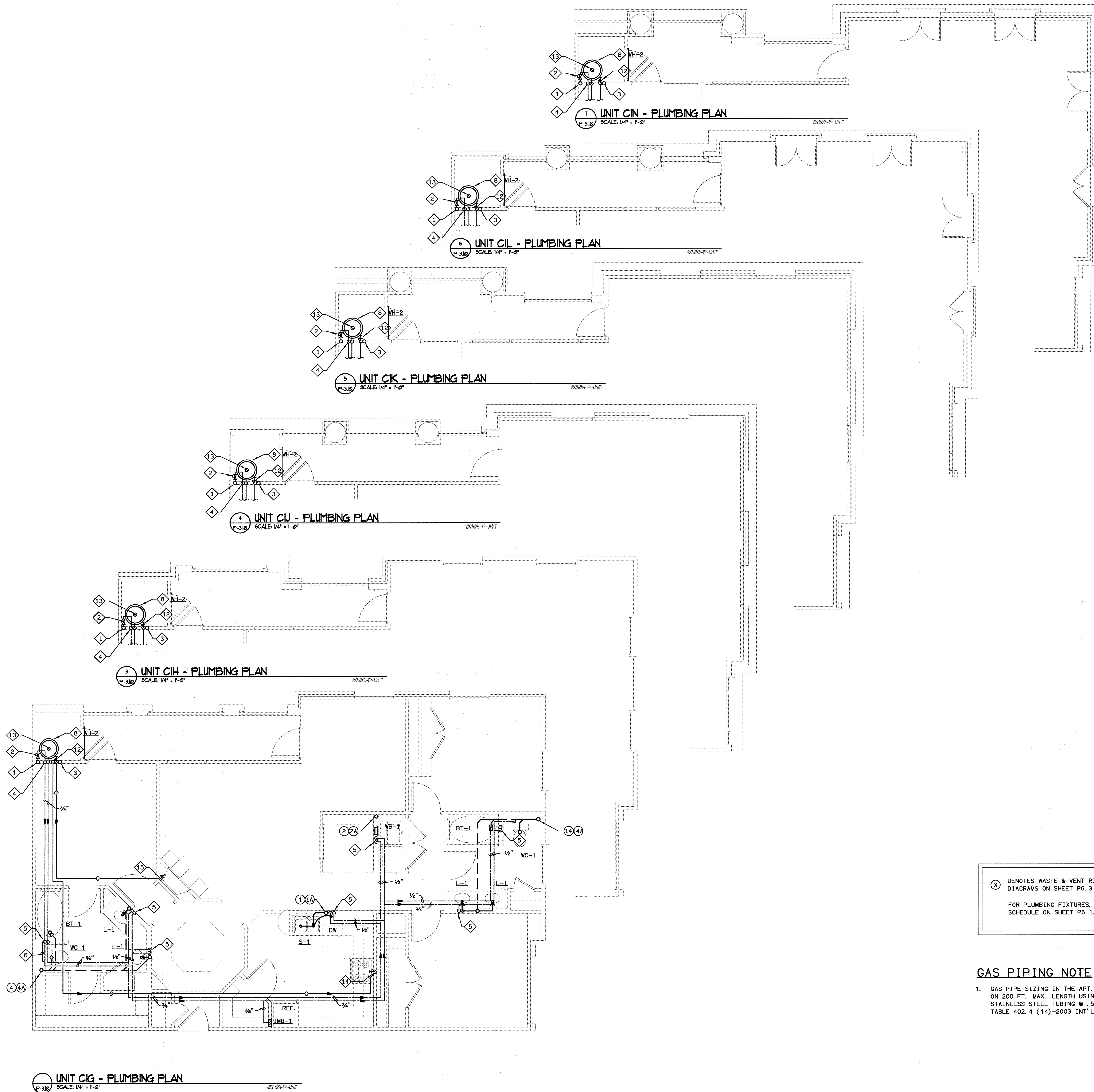
DRAWN BY GHK

CHECKED BY GHK

DRAWING TITLE UNIT C1 PLUMBING PLANS

DRAWING NUMBER P-3.10

COMMENTS




(X) DENOTES WASTE & VENT RISER DIAGRAMS ON SHEET PG. 3 & PG. 4
FOR PLUMBING FIXTURES, SEE SCHEDULE ON SHEET PG. 1.

GAS PIPING NOTE

1. GAS PIPE SIZING IN THE APT. UNITS IS BASED ON 200 FT. MAX. LENGTH USING CORRUGATED STAINLESS STEEL TUBING @ .5 PSI REF. TABLE 402.4 (14)-2003 INT'L FUEL GAS CODE.

PLAN NOTES

- 1 COLD WATER RISER
- 2 UNIT SHUT-OFF VALVE & REMOTE WATER METER, FULLY ACCESSIBLE. SEE DETAIL.
- 3 PAN DRAIN RISER, SEE DETAIL.
- 4 3/4" CW & HW DOWN.
- 5 1/2" CW & HW DOWN.
- 6 1/2" CW IN WALL TO WC.
- 7 3/8" CW DOWN TO REF./ICE M.
- 8 WATER HEATER, SEE SCHEDULE AND DETAIL.
- 9 1/2" HW IN WALL TO DW.
- 10 GAS RISER, GAS SUB METER & 1/2" GAS DOWN TO WATER HEATER.
- 11 1/2" GAS DOWN TO FIREPLACE.
- 12 1/2" GAS DOWN TO FIREPLACE.
- 13 FLUE, SEE HVAC DRAWINGS.
- 14 GAS SUPPLY DOWN TO STOVE.



THE PRESTON PARTNERSHIP, LLC
A MULTI-DISCIPLINARY DESIGN FIRM

1000 ABERNATHY ROAD NE, SUITE 600
ATLANTA, GEORGIA 30328
TELEPHONE: 770 396 7248
FAX: 770 396 2945
WWW.THEPRESTONPARTNERSHIP.COM

CONSULTANT

PROJECT # 02109
KTD Consulting Engineers
ALTAMONTE SPRINGS, FL.
237 S. WESTMONTE DR.
PH: 407-834-7800
FAIRFAX, VA.
9840 MAIN STREET
PH: 703-338-2889
www.ktdengineers.com



I CERTIFY THAT THESE DOCUMENTS WERE PREPARED OR APPROVED BY ME, AND THAT I AM DULY LICENSED ARCHITECT UNDER THE LAWS OF THE STATE OF MARYLAND. LICENSE NUMBER: 0004 (EXPIRES 03/31/2004)

PROJECT

ARCHSTONE
KENTLANDS

MARYLAND

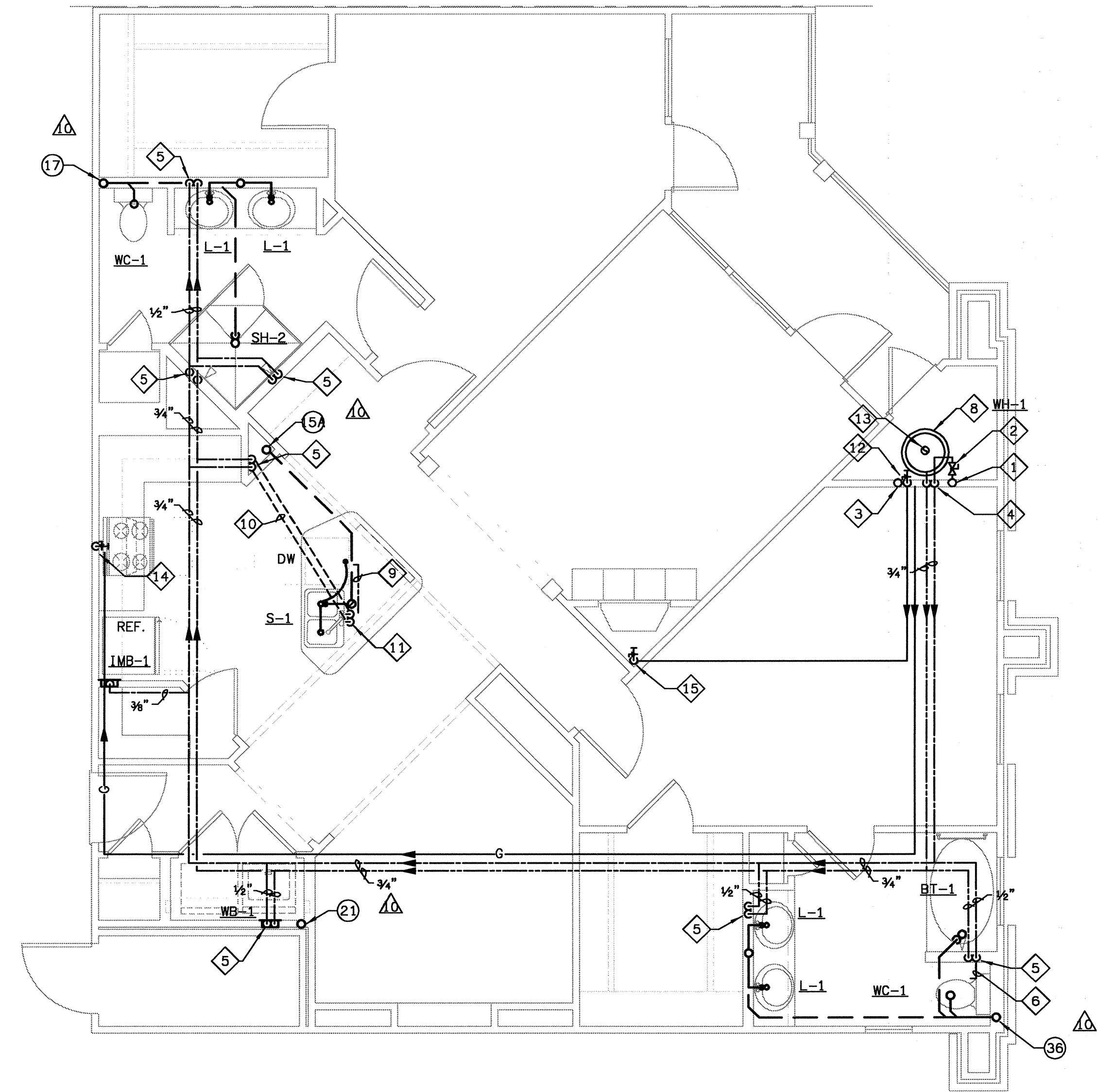
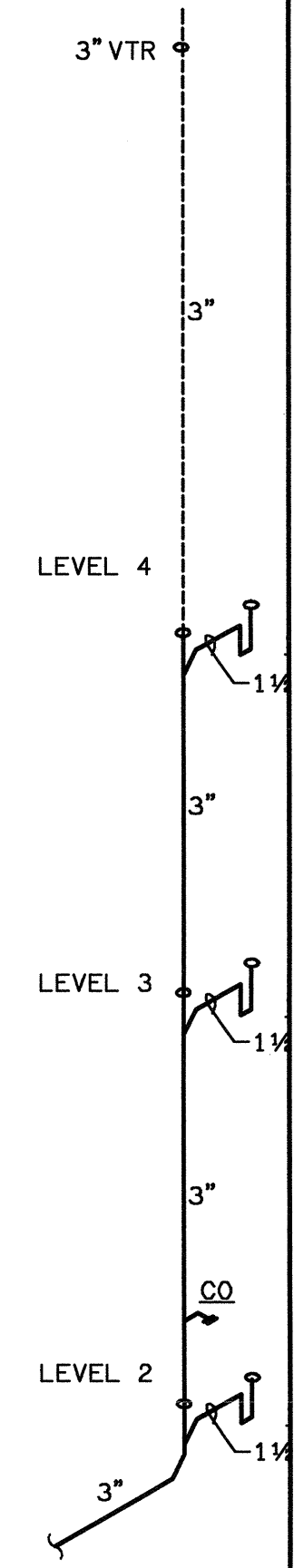
FOR

ARCHSTONE
COMMUNITIES
Six Piedmont Center, Suite 600
Atlanta, Georgia 30305
404-237-9292

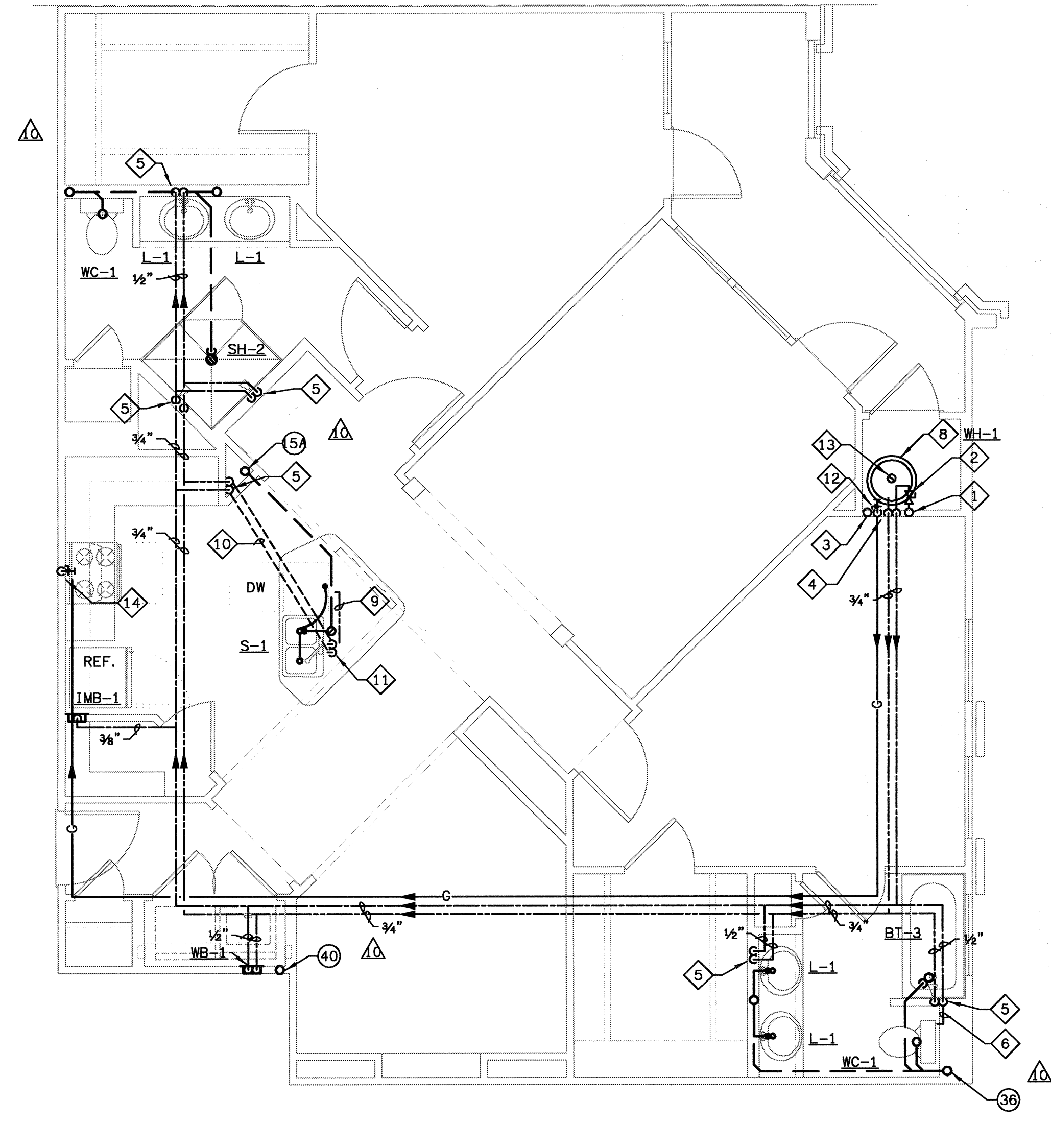
REVISIONS

07/18/03 RELEASED FOR CONSTRUCTION
10/17/03 WSSC COMMENTS

DATE 06/07/02
JOB NUMBER 021109
DRAWN BY GJK
CHECKED BY GJK
DRAWING TITLE UNIT B4 & B4A PLUMBING PLANS
DRAWING NUMBER P-3.11
COMMENTS



1 UNIT B4 - PLUMBING PLAN
SCALE: 1/4" = 1'-0"
02109-P-UNIT



2 UNIT B4A - PLUMBING PLAN
SCALE: 1/4" = 1'-0"
02109-P-UNIT

PLAN NOTES

- 1 COLD WATER RISER
- 2 UNIT SHUT-OFF VALVE & REMOTE WATER METER, FULLY ACCESSIBLE. SEE DETAIL.
- 3 PAN DRAIN RISER, SEE DETAIL.
- 4 3/4" CW & HW DOWN.
- 5 1/2" CW & HW DOWN.
- 6 1/2" CW IN WALL TO WC.
- 7 3/4" CW DOWN TO REF./ICE M.
- 8 WATER HEATER, SEE SCHEDULE AND DETAIL.
- 9 1/2" HW IN WALL TO DW.
- 10 3/4" CW & HW DOWN, 1/2" CW & HW TO WB-1, & 1/2" CW & HW BELOW FLOOR TO SINK.
- 11 1/2" CW & HW UP.
- 12 GAS RISER, GAS SUB METER & 1/2" GAS DOWN TO WATER HEATER.
- 13 FLUE, SEE HVAC DRAWINGS.
- 14 GAS SUPPLY DOWN TO STOVE.
- 15 1/2" GAS DOWN TO FIREPLACE.

(X) DENOTES WASTE & VENT RISER DIAGRAMS ON SHEET P6.3 & P6.4
FOR PLUMBING FIXTURES, SEE SCHEDULE ON SHEET P6.1.

GAS PIPING NOTE

- 1. GAS PIPE SIZING IN THE APT. UNITS IS BASED ON 200 FT. MAX. LENGTH USING CORRUGATED STAINLESS STEEL TUBING @ .5 PSI REF. TABLE 402.4 (14)-2003 INT'L FUEL GAS CODE.

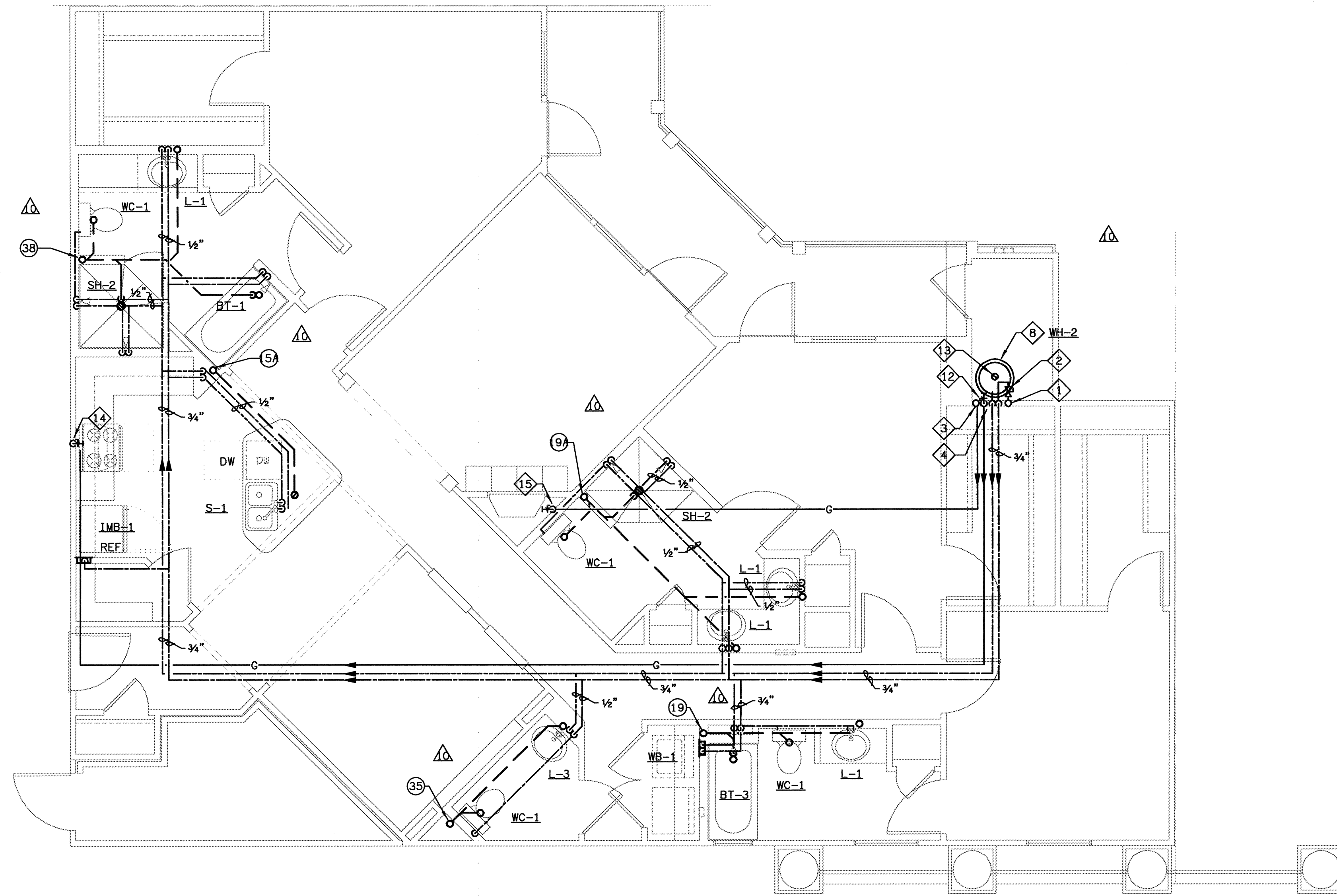
PLAN NOTES

- ① COLD WATER RISER
- ② UNIT SHUT-OFF VALVE & REMOTE WATER METER, FULLY ACCESSIBLE. SEE DETAIL.
- ③ PAN DRAIN RISER, SEE DETAIL.
- ④ 3/4" CW & HW DOWN.
- ⑤ 1/2" CW & HW DOWN.
- ⑥ 1/2" CW IN WALL TO WC.
- ⑦ 3/4" CW DOWN TO REF./ICE M.
- ⑧ WATER HEATER, SEE SCHEDULE AND DETAIL.
- ⑨ 1/2" HW IN WALL TO DW.
- ⑩ 3/4" CW & HW DOWN, 1/2" CW & HW TO WB-1, & 1/2" CW & HW BELOW FLOOR TO SINK.
- ⑪ 1/2" CW & HW UP.
- ⑫ GAS RISER, GAS SUB METER & 1/2" GAS DOWN TO WATER HEATER.
- ⑬ FLUE, SEE HVAC DRAWINGS.
- ⑭ GAS SUPPLY DOWN TO STOVE.
- ⑮ 1/2" GAS DOWN TO FIREPLACE.

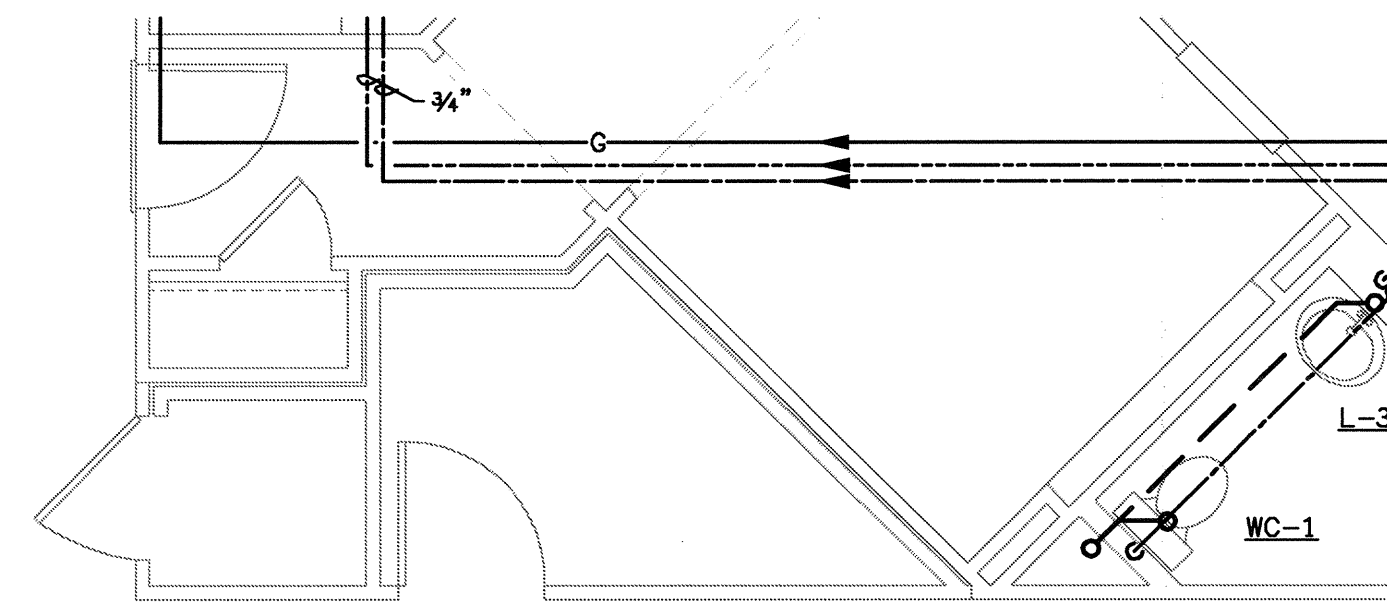
⊗ DENOTES WASTE & VENT RISER DIAGRAMS ON SHEET P6.3 & P6.4
 FOR PLUMBING FIXTURES, SEE SCHEDULE ON SHEET P6.1.

GAS PIPING NOTE

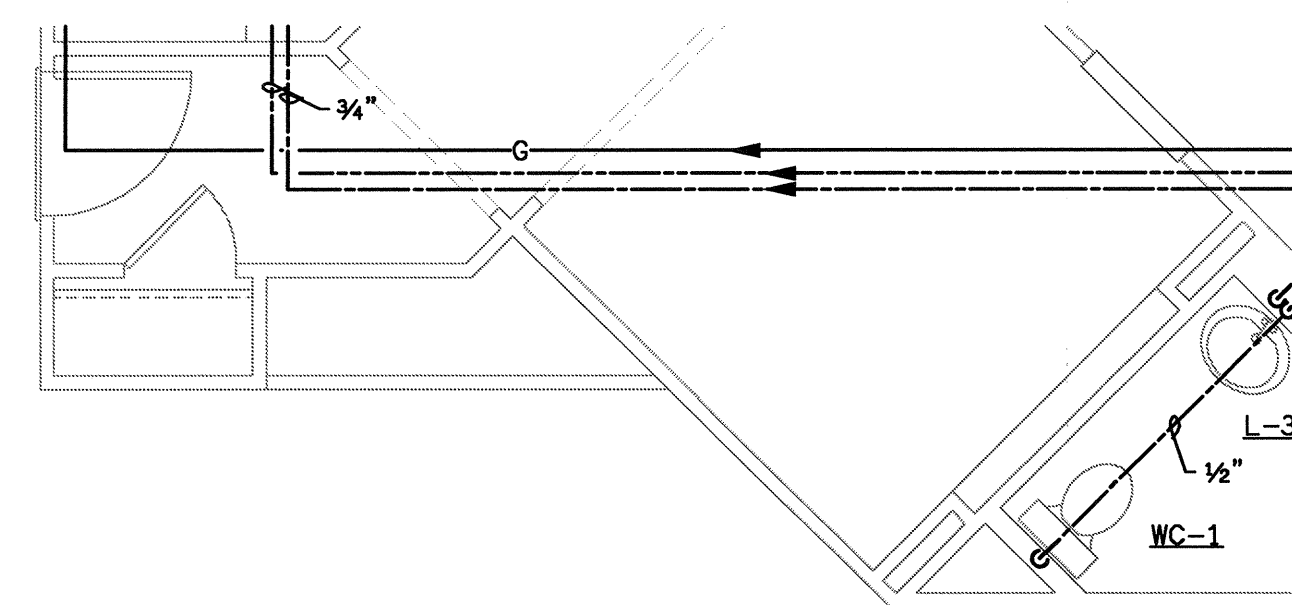
- 1. GAS PIPE SIZING IN THE APT. UNITS IS BASED ON 200 FT. MAX. LENGTH USING CORRUGATED STAINLESS STEEL TUBING @ .5 PSI REF. TABLE 402.4 (14)-2003 INT'L FUEL GAS CODE.




① UNIT C2 - PLUMBING PLAN
 SCALE: 1/4" = 1'-0"
 02109-P-UNIT



② UNIT C2A - PLUMBING PLAN
 SCALE: 1/4" = 1'-0"
 02109-P-UNIT



③ UNIT C2B - PLUMBING PLAN
 SCALE: 1/4" = 1'-0"
 02109-P-UNIT



THE PRESTON PARTNERSHIP, LLC
 A MULTI-DISCIPLINARY DESIGN FIRM


1000 ABERNATHY ROAD NE, SUITE 600
 ATLANTA, GEORGIA 30328
 TELEPHONE: 770 396 7248
 FAX: 770 396 2945

WWW.THEPRESTONPARTNERSHIP.COM

CONSULTANT

PROJECT # 02109
 KTD Consulting Engineers
 ALTAMONTE SPRINGS, FL.
 237 S. WESTMONTA DR.
 PH: 407.834.7300
 FAIRFAX, VA.
 9840 MAIN STREET
 PH: 703.338.2897
 www.ktdengineers.com

SEAL



CERTIFY THAT THESE DOCUMENTS WERE PREPARED OR APPROVED BY ME, AND THAT I AM A LICENSED ARCHITECT UNDER THE LAWS OF THE STATE OF MARYLAND. LICENSE NUMBER: 19841 (EXPIRES 09/30/08)

PROJECT

ARCHSTONE
 KENTLANDS

MARYLAND


FOR

ARCHSTONE
 COMMUNITIES
 Six Piedmont Center, Suite 600
 Atlanta, Georgia 30305
 404-237-9292

REVISIONS

07/18/03 RELEASED FOR CONSTRUCTION
 10/17/03 WSSC COMMENTS

DATE 06/10/02
 JOB NUMBER 0211102
 DRAWN BY GHK
 CHECKED BY GHK
 DRAWING TITLE UNIT C2, C2A & C2B PLUMBING PLANS
 DRAWING NUMBER P-3.12
 COMMENTS




THE PRESTON PARTNERSHIP, LLC
A MULTI-DISCIPLINARY DESIGN FIRM

1000 ABERNATHY ROAD NE, SUITE 600
ATLANTA, GEORGIA 30328
TELEPHONE: 770 396 7248
FAX: 770 396 2945

WWW.THEPRESTONPARTNERSHIP.COM

CONSULTANT



PROJECT # 02109
KTD Consulting Engineers
ALTIMONTE SPRINGS, FL.
237 S. WESTMONTE DR.
PH: 407.534.7500

FAIRFAX, VA.
1840 MAIN STREET
PH: 703.338.2889
WWW.KTDENGINEERS.COM

SEAL



I CERTIFY THAT THESE DOCUMENTS WERE PREPARED OR APPROVED BY ME, AND THAT I AM A LICENSED ARCHITECT UNDER THE LAWS OF THE STATE OF MARYLAND. LICENSE NUMBER: 0004 EXP. DATE: 08/31/2008

PROJECT

ARCHSTONE
KENTLANDS

MARYLAND

FOR

ARCHSTONE
COMMUNITIES
Six Piedmont Center, Suite 600
Atlanta, Georgia 30305
404-237-9292

REVISIONS

07/18/03 RELEASED FOR CONSTRUCTION
10/17/03 WSSC COMMENTS

DATE 06/07/02

JOB NUMBER 021109

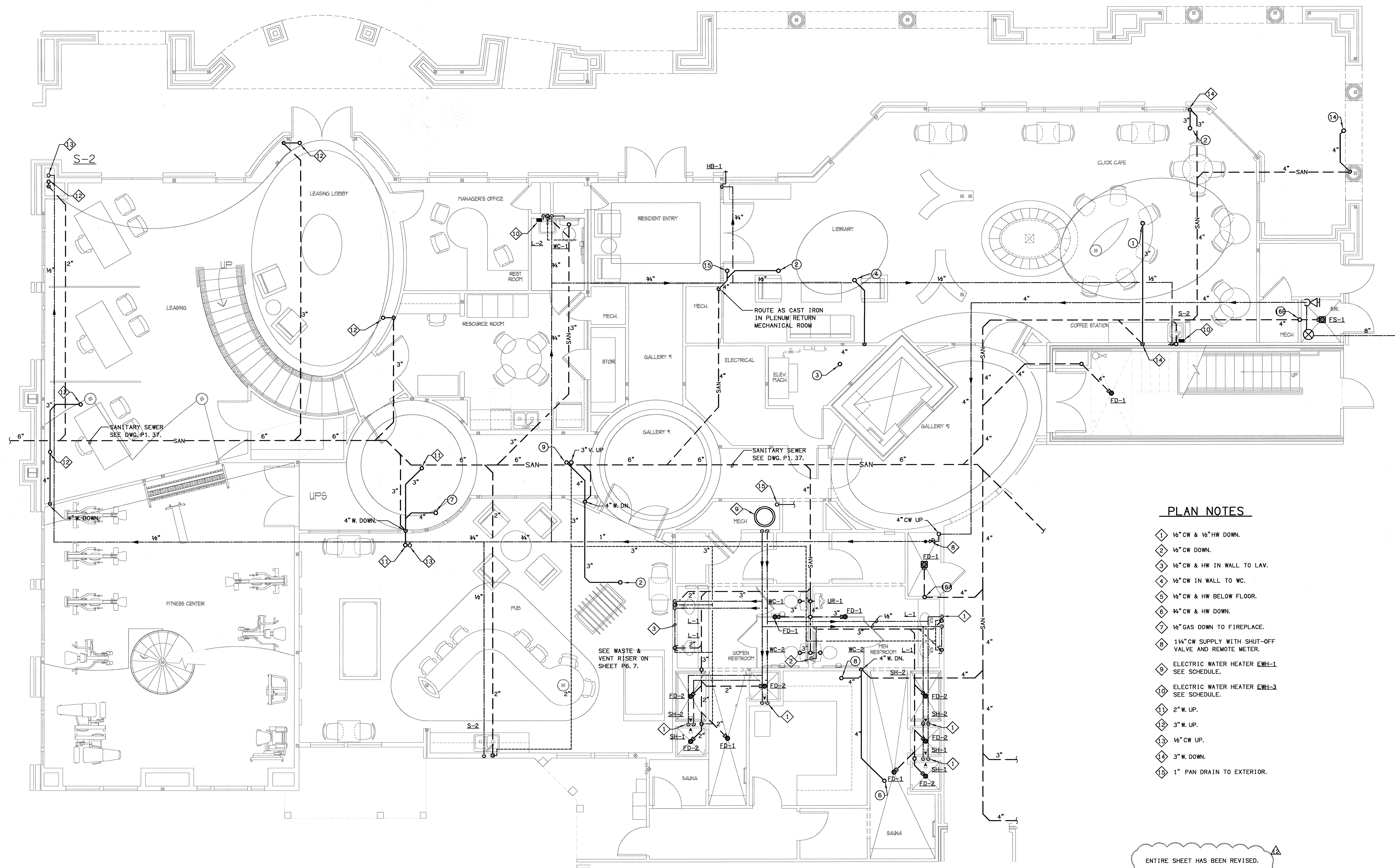
DRAWN BY GJK

CHECKED BY GJK

DRAWING TITLE CLUBHOUSE BASE PLUMBING PLAN

DRAWING NUMBER P-3.13

COMMENTS



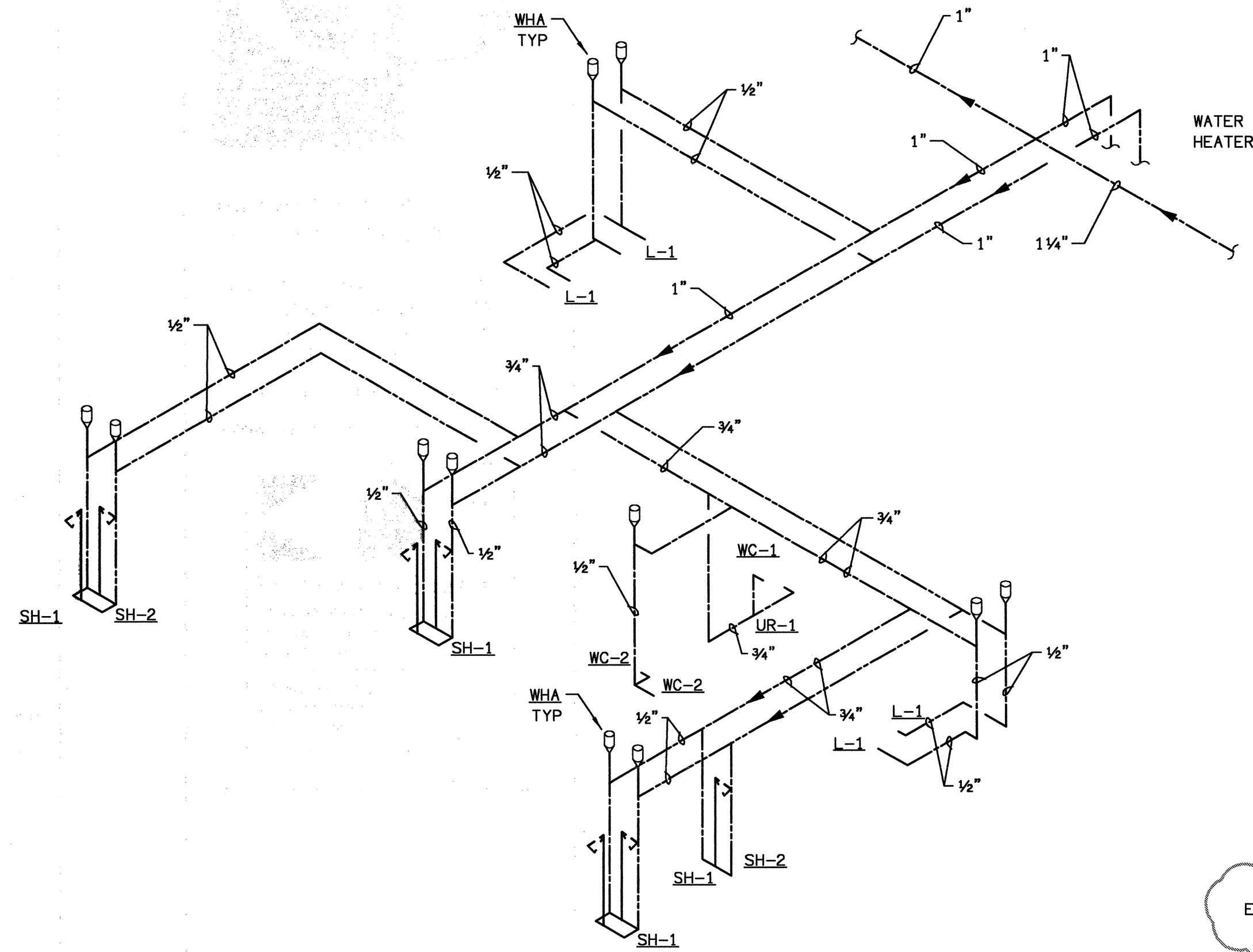
PLAN NOTES

- 1 1/2" CW & 1/2" HW DOWN.
- 2 1/2" CW DOWN.
- 3 1/2" CW & HW IN WALL TO LAV.
- 4 1/2" CW IN WALL TO WC.
- 5 1/2" CW & HW BELOW FLOOR.
- 6 3/4" CW & HW DOWN.
- 7 1/2" GAS DOWN TO FIREPLACE.
- 8 1 1/4" CW SUPPLY WITH SHUT-OFF VALVE AND REMOTE METER.
- 9 ELECTRIC WATER HEATER EWH-1 SEE SCHEDULE.
- 10 ELECTRIC WATER HEATER EWH-3 SEE SCHEDULE.
- 11 2" W. UP.
- 12 3" W. UP.
- 13 1/2" CW UP.
- 14 3" W. DOWN.
- 15 1" PAN DRAIN TO EXTERIOR.

ENTIRE SHEET HAS BEEN REVISED.

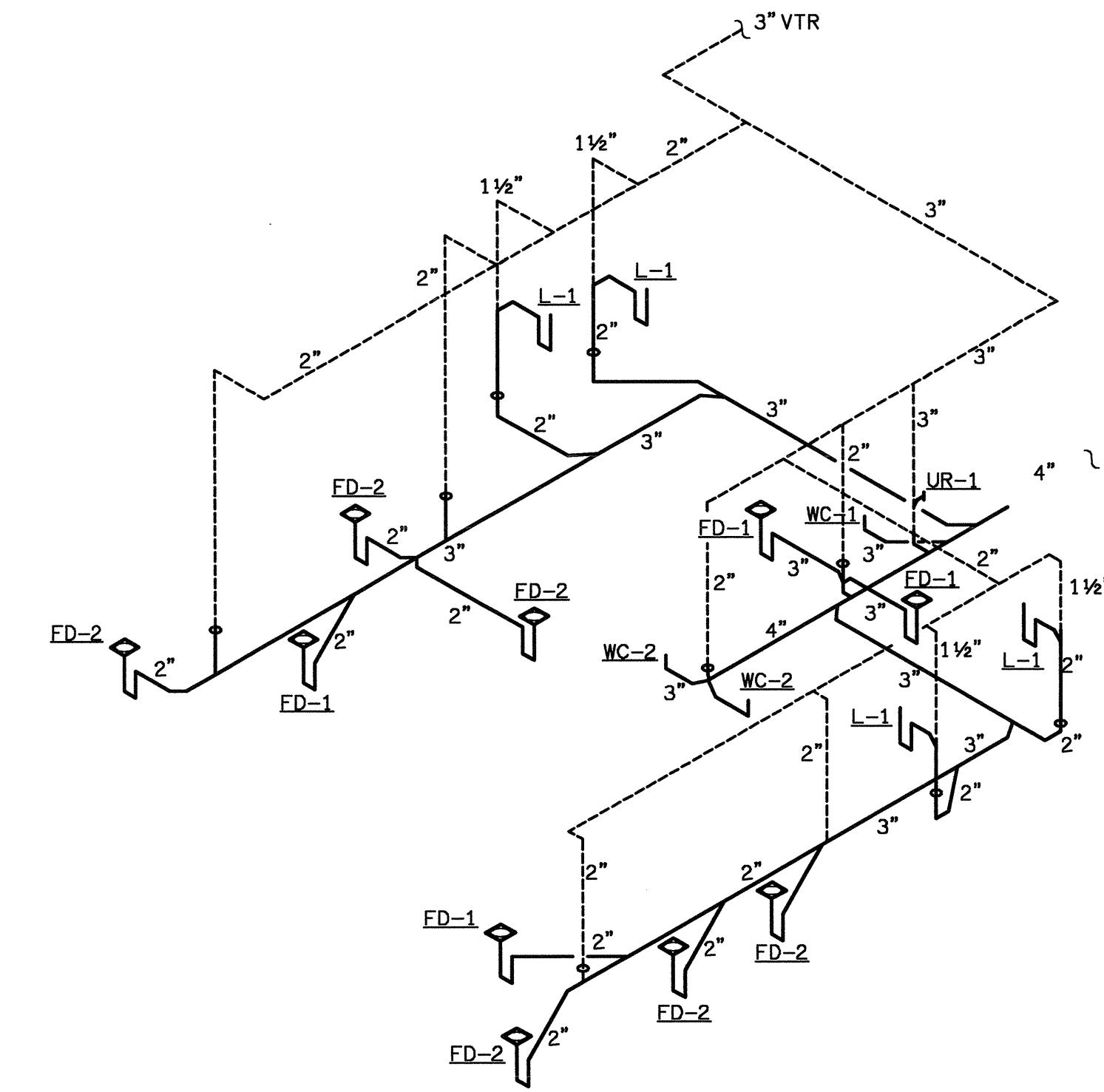
1 CLUBHOUSE BASE - PLUMBING PLAN
P-3.13 SCALE: 1/4" = 1'-0"

©2002 P-CLUB

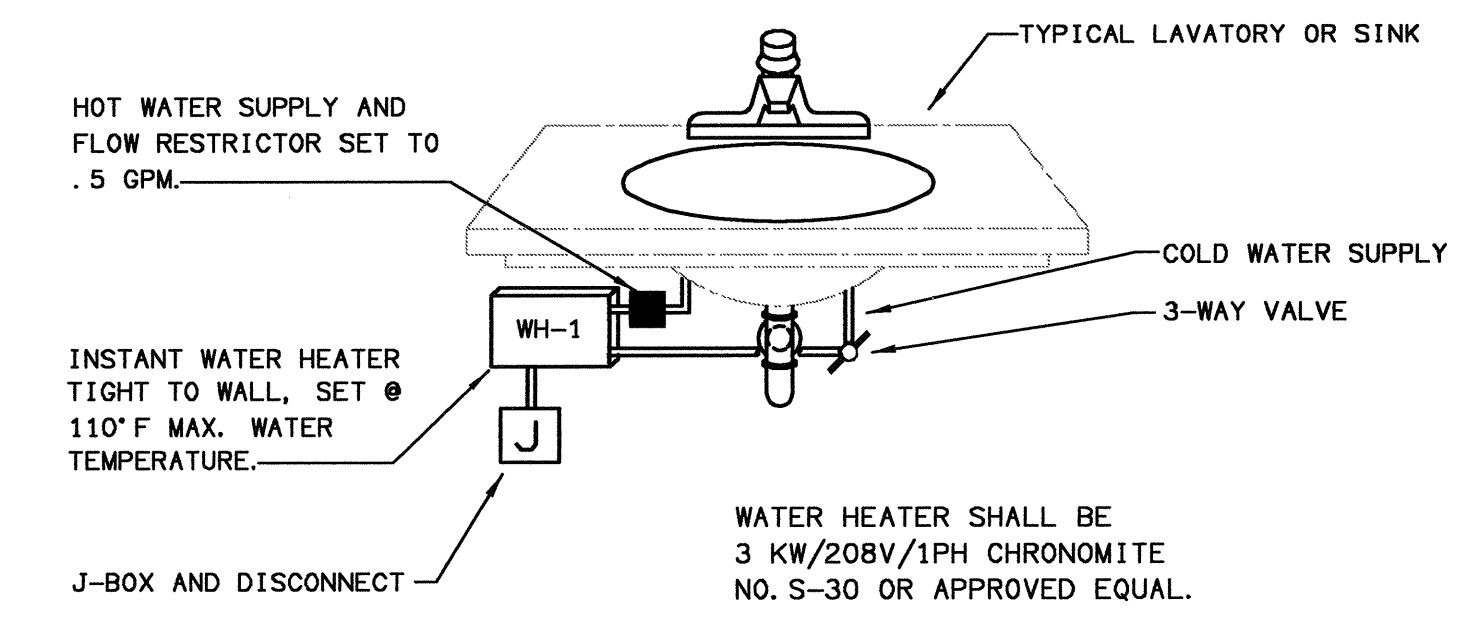


WATER RISER DIAGRAM
SCALE: NTS


ENTIRE SHEET HAS BEEN REVISED.



WASTE AND VENT RISER DIAGRAM
SCALE: NTS



INSTANT WATER HEATER DETAIL
SCALE: NTS




THE PRESTON PARTNERSHIP, LLC
A MULTI-DISCIPLINARY DESIGN FIRM

1000 ABERNATHY ROAD NE, SUITE 600
ATLANTA, GEORGIA 30328
TELEPHONE: 770 396 7248
FAX: 770 396 2945

WWW.THEPRESTONPARTNERSHIP.COM


CONSULTANT



KTD Consulting Engineers
ALAMONTE SPRINGS, FL.
237 S. WESTMONTA DR.
PH: 407.834.7300

FAIRFAX, VA.
8640 MAIN STREET
PH: 703.338.2899
WWW.KTDENGINEERS.COM

SEAL



CERTIFY THAT THESE DOCUMENTS WERE PREPARED OR APPROVED BY ME, AND THAT I AM A LICENSED ARCHITECT UNDER THE LAWS OF THE STATE OF MARYLAND. LICENSE NUMBER: 17177. EXPIRES: 03/31/2004.

PROJECT

ARCHSTONE
KENTLANDS

MARYLAND

FOR

ARCHSTONE
COMMUNITIES
Six Piedmont Center, Suite 600
Atlanta, Georgia 30305
404-237-9292

REVISIONS

07/18/03 RELEASED FOR CONSTRUCTION
10/17/03 WSSC COMMENTS

DATE: 06/07/02
JOB NUMBER: 021108
DRAWN BY: GHK
CHECKED BY: GHK
DRAWING TITLE: PLUMBING RISER DIAGRAMS
DRAWING NUMBER: P-3.14

COMMENTS

PLUMBING FIXTURE SCHEDULE

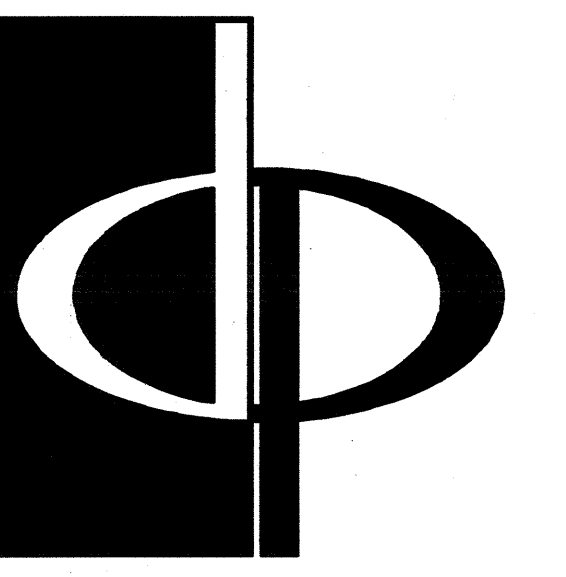
Table with columns: MARK, DESCRIPTION, WASTE, VENT, CW, HW, REMARKS. Contains schedule items for water closets, lavatories, sinks, bathtubs, showers, and ice maker.

PLUMBING EQUIPMENT SCHEDULE

Table with columns: MARK, DESCRIPTION, REMARKS. Contains schedule items for gas-fired water heaters, electric water heaters, circulating pumps, and floor drains.

PLUMBING GENERAL NOTES

- List of 26 plumbing general notes detailing installation requirements for fittings, valves, trench drains, and equipment.



THE PRESTON PARTNERSHIP, LLC
A MULTI-DISCIPLINARY DESIGN FIRM

1000 ABERNATHY ROAD NE, SUITE 600
ATLANTA, GEORGIA 30328
TELEPHONE: 770 396 7248
FAX: 770 396 2945

WWW.THEPRESTONPARTNERSHIP.COM

CONSULTANT



KTD Consulting Engineers

ALTA MONTE SPRINGS, FL.
237 S. WESTMONT DRIVE
FAX: 407.634.7600

FAIRFAX, VA.
9840 MAIN STREET
FAX: 703.338.2889

www.ktdinc.com



PROFESSIONAL ENGINEER
STATE OF MARYLAND
COURTESY OF THE ARCHITECTS AND ENGINEERS BOARD

VERIFY THAT THESE DOCUMENTS WERE PREPARED OR APPROVED BY THE ARCHITECT AS REQUIRED BY THE STATE OF MARYLAND.

ARCHSTONE COMMUNITIES

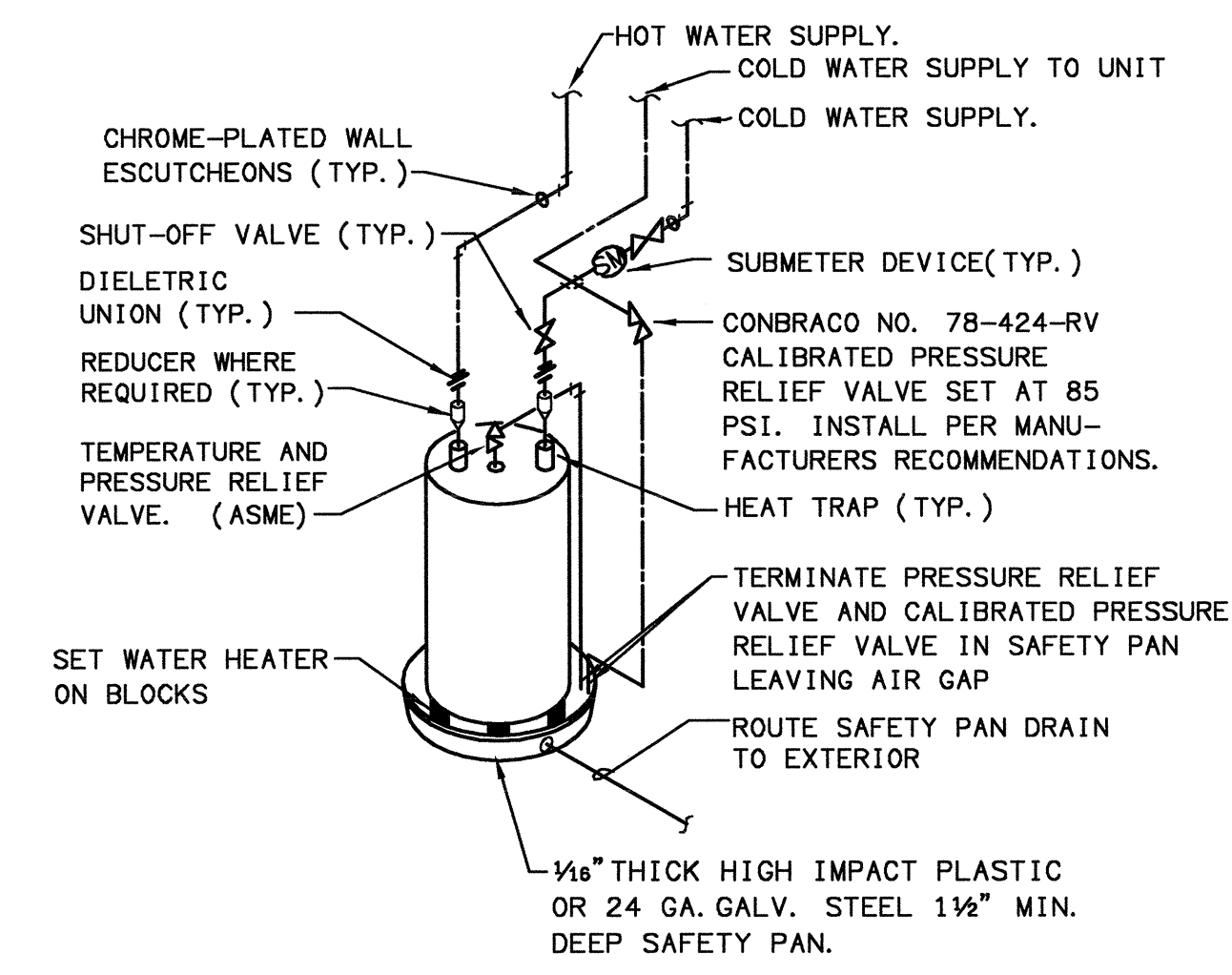
Six Piedmont Center, Suite 600
Atlanta, Georgia 30305
404-237-9292

REVISIONS
07/18/03 RELEASED FOR CONSTRUCTION
10/17/03 WSSS COMMENTS

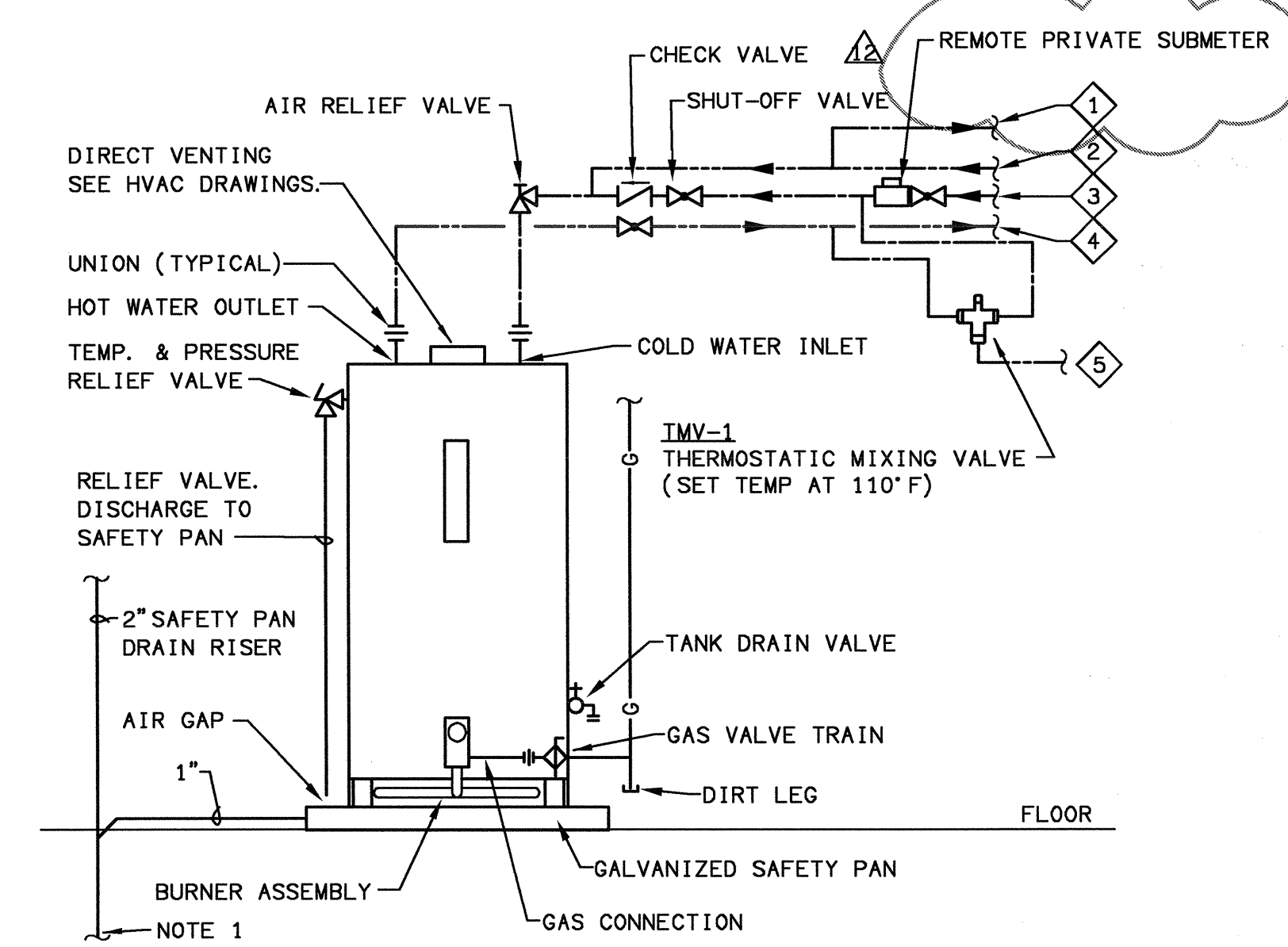
Revision table and project information section including date (06/07/02), job number (021102), and drawing title (PLUMBING SCHEDULES AND DETAILS).

PLUMBING SYMBOL/LEGEND

| SYMBOL | DESCRIPTION |
|--------|---|
| --- | COLD WATER PIPING (CW) |
| --- | HOT WATER PIPING (HW) |
| --- | HOT WATER RETURN PIPING (HWR) |
| --- | SANITARY OR WASTE PIPING ABOVE SLAB |
| --- | SANITARY OR WASTE PIPING BELOW SLAB |
| --- | STORM PIPING BELOW SLAB |
| --- | VENT PIPING |
| G | NATURAL GAS PIPING |
| WC0-1 | WALL CLEANOUT |
| FC0-1 | FLUSH FLOOR CLEANOUT |
| EC0-1 | GRADE/EXTERIOR CLEANOUT |
| CO | CLEANOUT (ACCESSIBLE AT CEILING HEIGHT) |
| HB-1 | HOSE BIBB |
| BT | BALL-TYPE SHUT-OFF VALVE |
| PT | PIPING TURNING UP |
| PD | PIPING TURNING DOWN |
| BS | BRANCH - SIDE CONNECTION |
| BT | BRANCH - TOP CONNECTION |
| BB | BRANCH - BOTTOM CONNECTION |
| WA | WATER HAMMER ARRESTOR (WHA) |
| FD | FLOOR DRAIN |
| PN | PLUMBING PLAN NOTE |

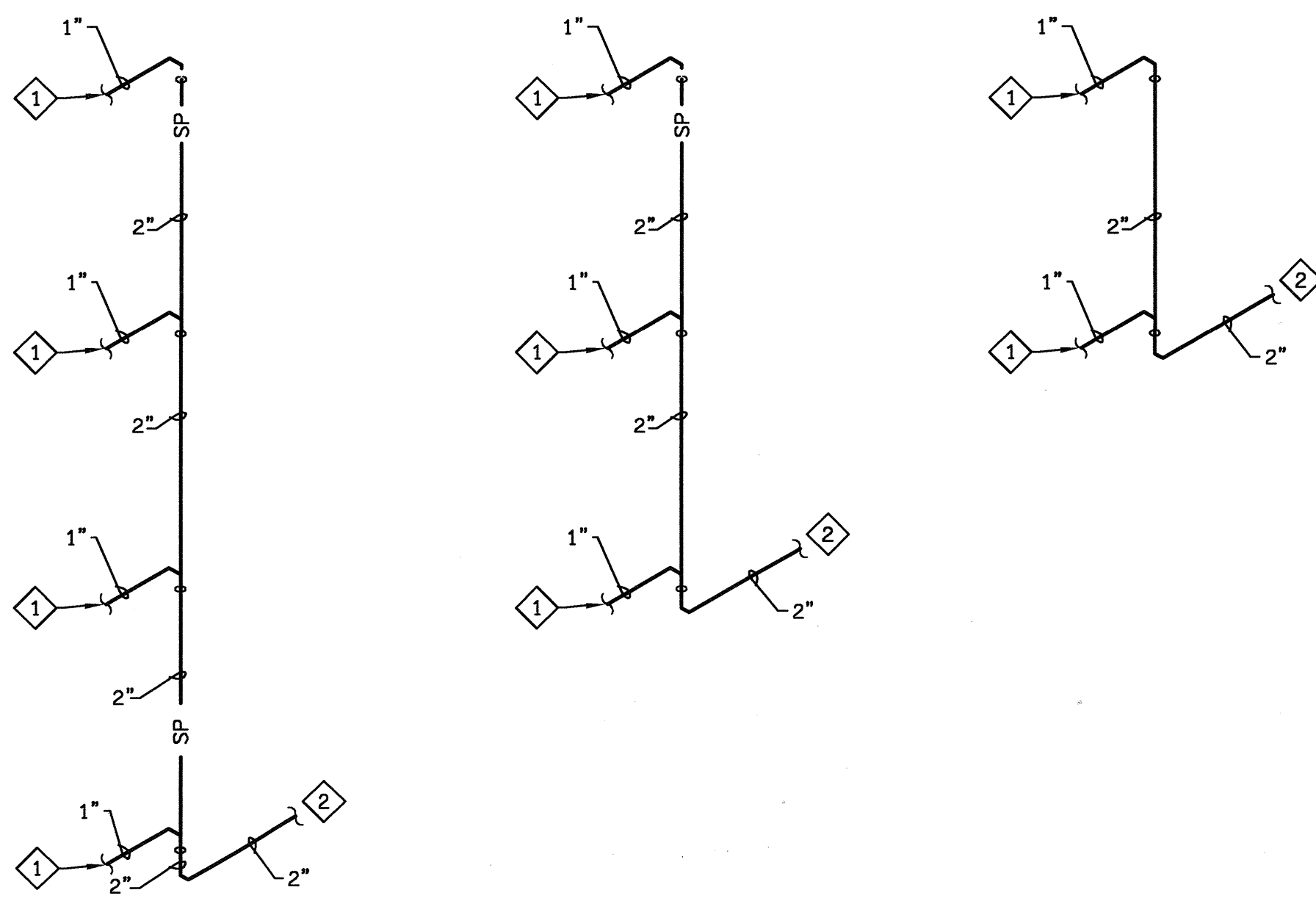


ELECTRIC WATER HEATER PIPING DETAIL
SCALE: NTS (CLUBHOUSE)



- 1 3/4" COLD WATER SUPPLY TO UNITS PLUMBING FIXTURES.
 - 2 3/4" 140°F HOT WATER RETURN FROM AIR HANDLER HEATER COIL.
 - 3 3/4" COLD WATER SUPPLY TO UNIT FROM BUILDING DISTRIBUTION SYSTEM.
 - 4 3/4" 140°F HOT WATER SUPPLY TO AIR HANDLER HEATER COIL.
 - 5 3/4" 110°F HOT WATER SUPPLY TO UNITS PLUMBING FIXTURES.
- GAS-FIRED WATER HEATER DETAIL**
SCALE: NTS

NOTE 1: SAFETY PAN RISER SHALL RUN TO EXTERIOR AND TERMINATE AS PER DETAIL BELOW. RISER SHALL BE 2" IN SIZE FOR THE ENTIRE LENGTH.



SAFETY PAN RISER DIAGRAM
SCALE: NTS

SAFETY PAN RISER DIAGRAM
SCALE: NTS

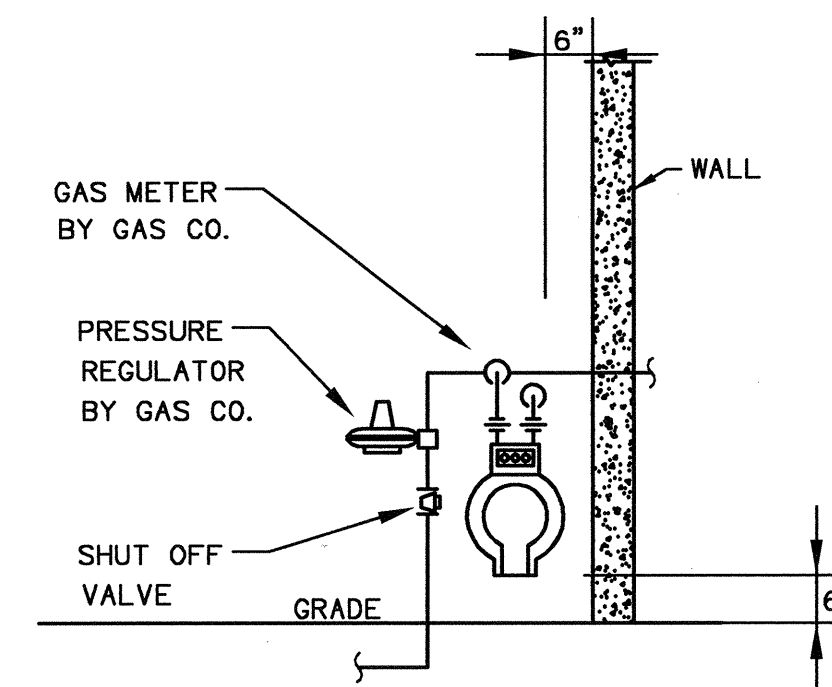
SAFETY PAN RISER DIAGRAM
SCALE: NTS

NOTES

- 1 1" SAFETY PAN DRAIN PIPING FROM WATER HEATER. REFER TO WATER HEATER DETAIL.
- 2 TERMINATE DRAINS AT THE EXTERIOR OF THE BUILDING. COORDINATE LOCATIONS WITH ARCHITECT PRIOR TO INSTALLATION.

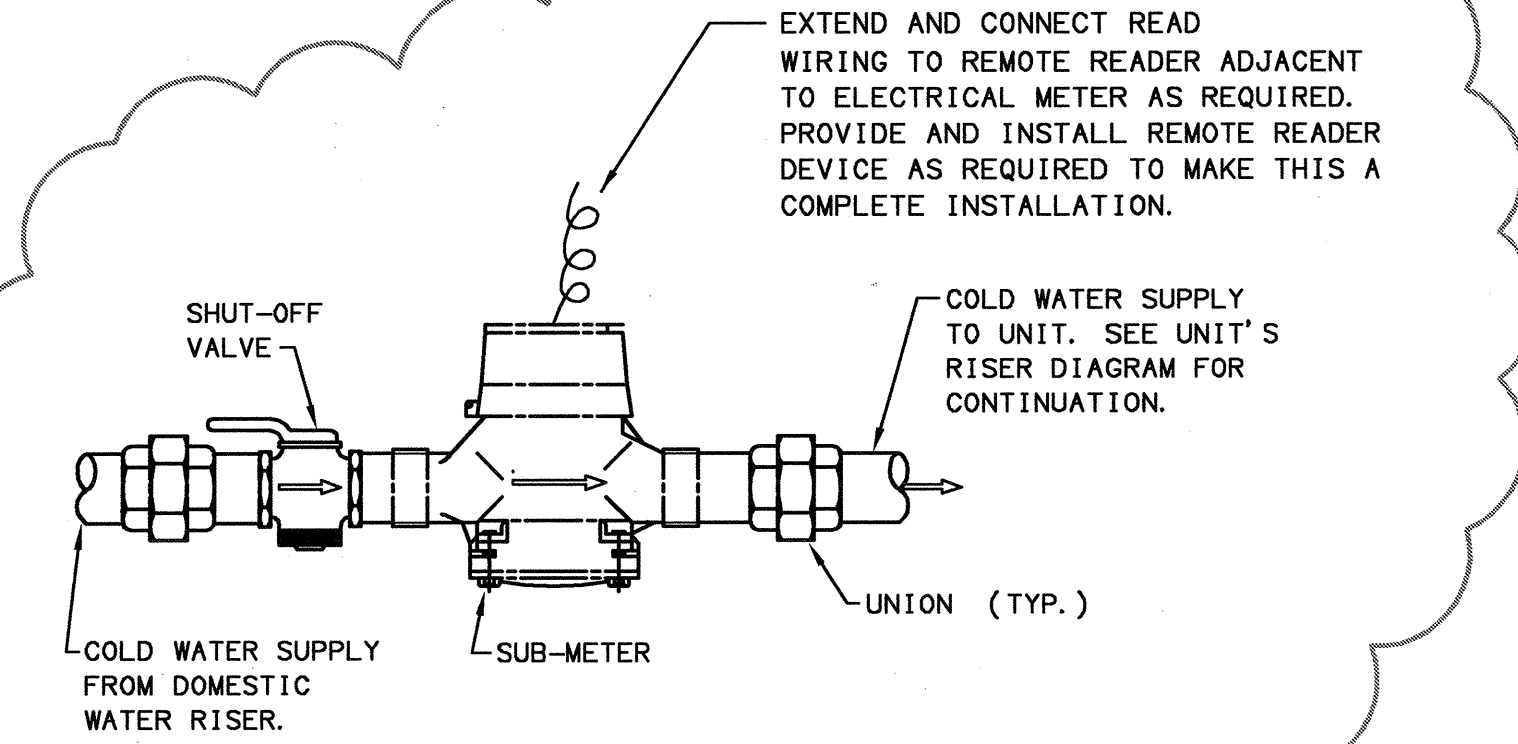
REFER TO WSSC GREASE AND SAND/OIL INTERCEPTOR DETAIL PROVIDED BY THE PLANS REVIEW OFFICE AT 14501 SWEITZER LANE - LAUREL, MARYLAND 20707-5902 PH. (301)206-8000.

CONCRETE GREASE/OIL INTERCEPTOR "OS-1"
SCALE: NTS

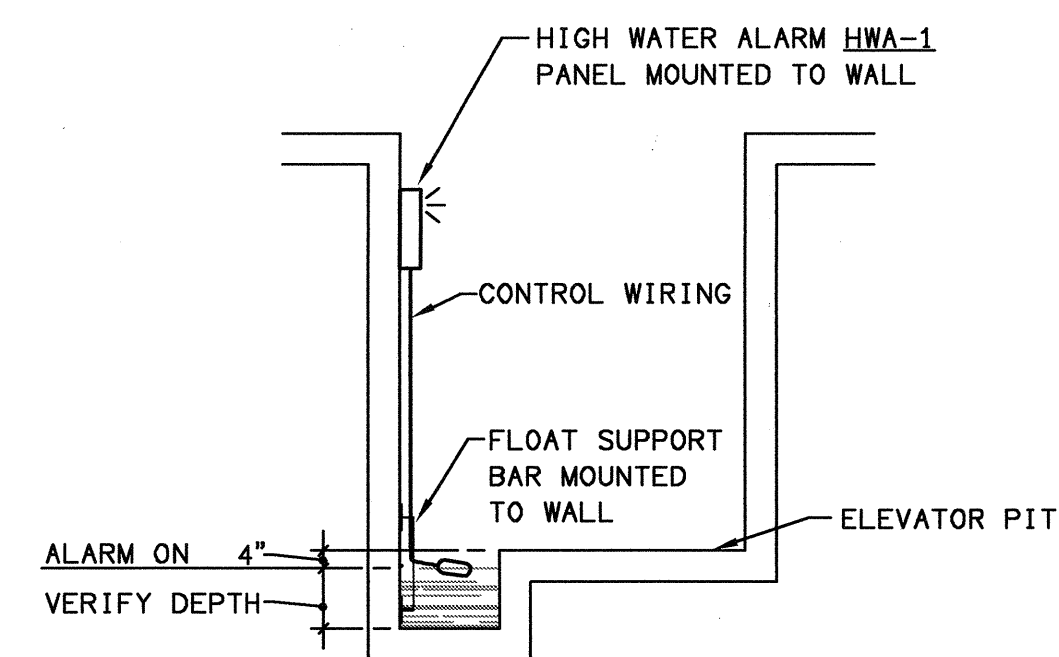


- NOTES:
- VERIFY ALL DIMENSIONS W/ GAS CO.
 - CONTRACTOR TO PAY ALL COSTS OF METER INSTALLATION.
 - CONTRACTOR TO PROVIDE MANIFOLD PIPING

GAS METER DETAIL
SCALE: NTS

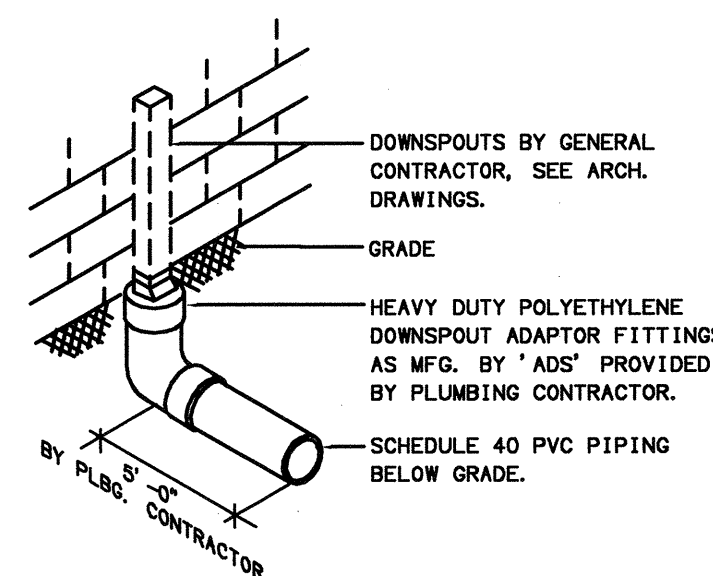


REMOTE PRIVATE WATER METER INSTALLATION DETAIL
SCALE: NTS

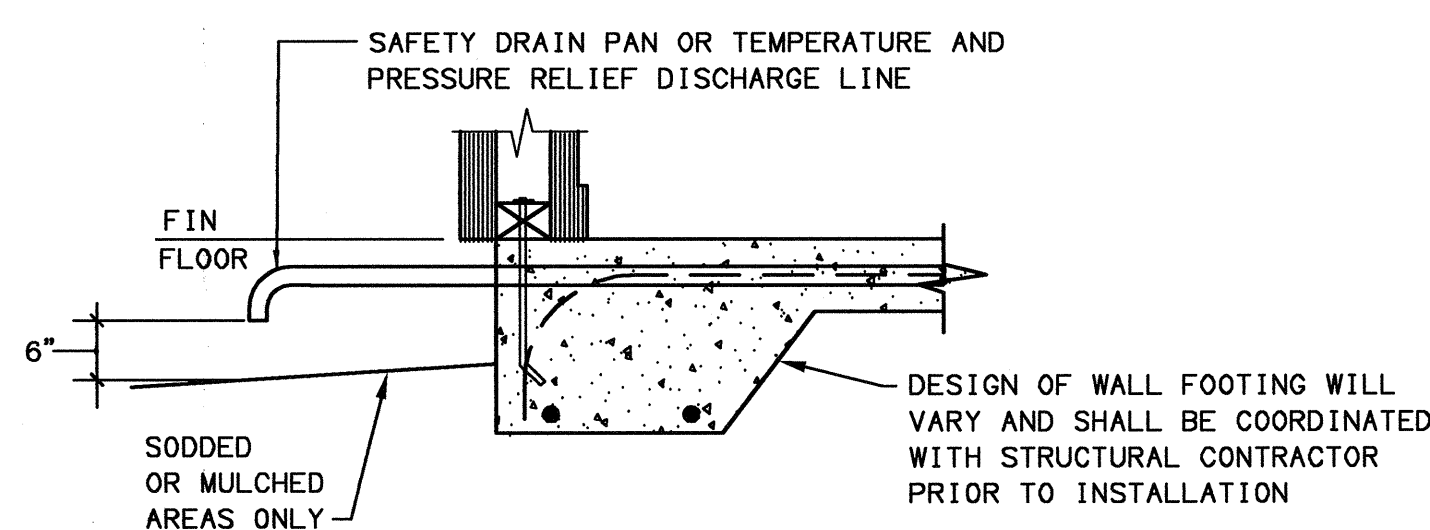


ELEVATOR HIGH WATER ALARM DETAIL
SCALE: NTS

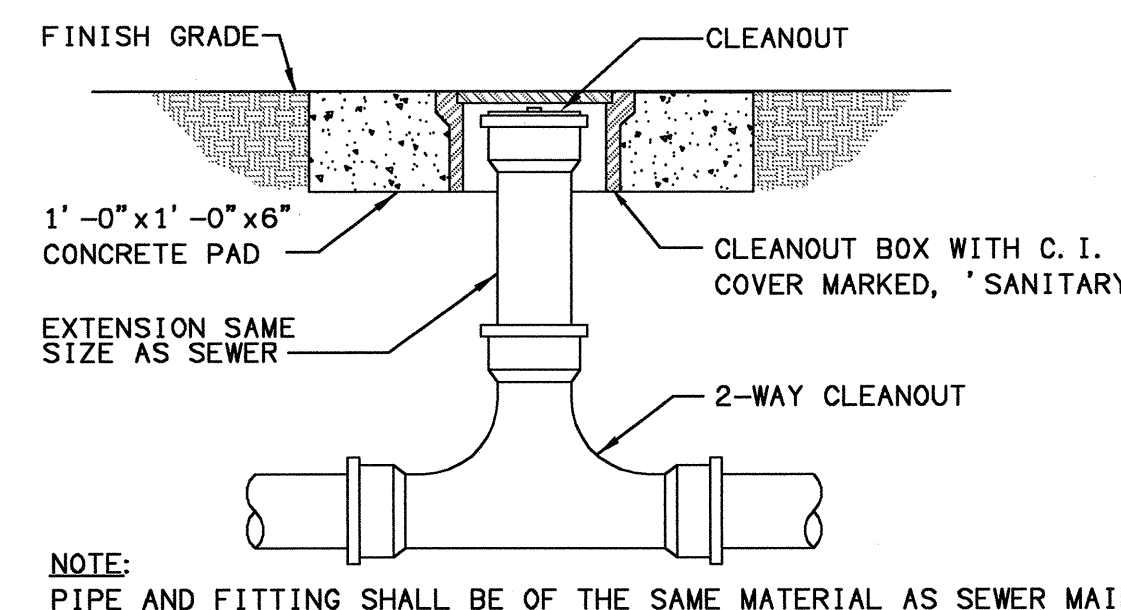
HWA-1: PROVIDE WEIL #8341 HIGH WATER ALARM PANEL COMPLETE WITH NEMA 1 ENCLOSURE WITH 120 V. PLUG-IN CONNECTION, HORN & #8233 FLOAT SWITCH.



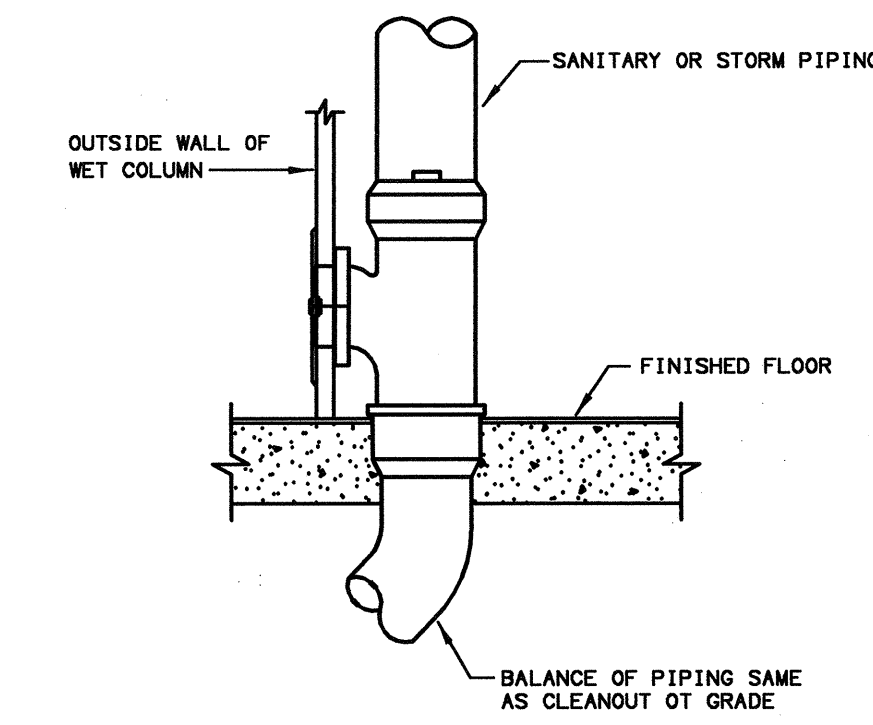
TYPICAL DOWNSPOUT CONNECTION
NOT TO SCALE



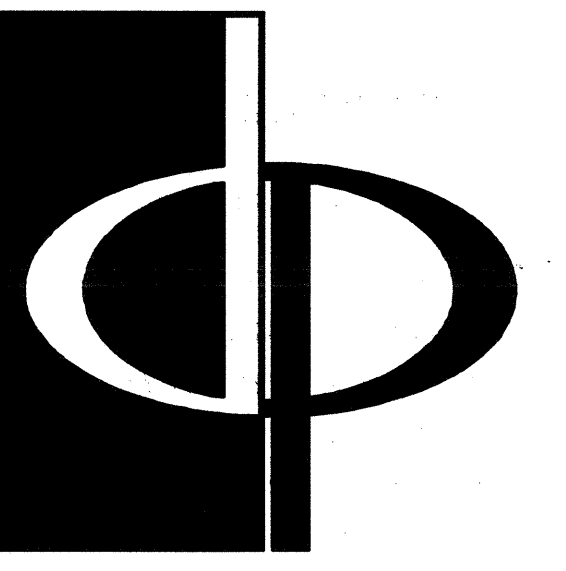
DISCHARGE PIPING TERMINATION DETAIL
SCALE: NTS



EXTERIOR 2-WAY CLEANOUT
SCALE: NTS



WALL CLEANOUT DETAIL
SCALE: NTS




THE PRESTON PARTNERSHIP, LLC
A MULTI-DISCIPLINARY DESIGN FIRM

1000 ABERNATHY ROAD NE, SUITE 600
ATLANTA, GEORGIA 30328
TELEPHONE: 770 396 7248
FAX: 770 396 2945

WWW.THEPRESTONPARTNERSHIP.COM


CONSULTANT



KTD Consulting Engineers
ALTAMONTE SPRINGS, FL.
237 S. WESTMONT DR.
PH: 407.834.7800

FAIRFAX, VA.
9640 MAIN STREET
PH: 703.338.2889

SEAL



I CERTIFY THAT THESE DOCUMENTS WERE PREPARED OR APPROVED BY ME, AND THAT I AM A LICENSED ARCHITECT UNDER THE LAWS OF THE STATE OF MARYLAND, LICENSE NUMBER 9888, EXPIRES 09/30/2008.

PROJECT
ARCHSTONE KENTLANDS


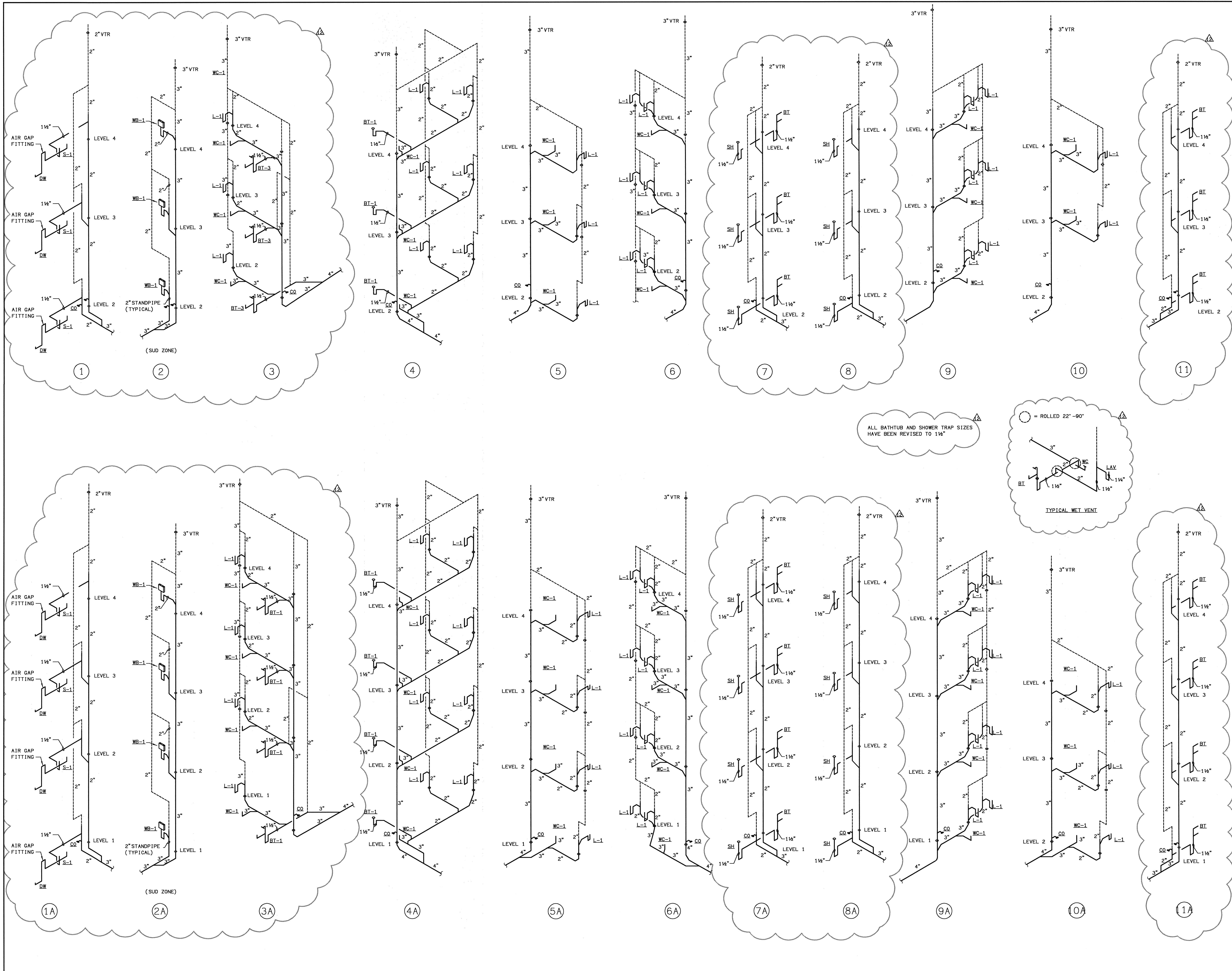
MARYLAND

FOR

ARCHSTONE COMMUNITIES
Six Piedmont Center, Suite 600
Atlanta, Georgia 30305
404-237-9292


REVISIONS
07/18/03 RELEASED FOR CONSTRUCTION
10/17/03 WSSC COMMENTS

DATE: 06/10/02
JOB NUMBER: 021102
DRAWN BY: GJK
CHECKED BY: GJK
DRAWING TITLE: PLUMBING SCHEDULES AND DETAILS
DRAWING NUMBER: P-62
COMMENTS:



THE PRESTON PARTNERSHIP, LLC
 A MULTI-DISCIPLINARY DESIGN FIRM
 1000 ABERNATHY ROAD NE, SUITE 600
 ATLANTA, GEORGIA 30328
 TELEPHONE: 770 396 7248
 FAX: 770 396 2945
 WWW.THEPRESTONPARTNERSHIP.COM

CONSULTANT
 PROJECT # 02109
 KTD Consulting Engineers
 ALTAMONTE SPRINGS, FL
 237 S. WESTMONTE DR.
 PH: 407 834 7600
 FAIRFAX, VA
 6840 MAIN STREET
 PH: 703 338 2889
 WWW.KTDENGINEERS.COM



I CERTIFY THAT THESE DOCUMENTS WERE PREPARED OR APPROVED BY ME, AND THAT I AM A LICENSED ARCHITECT UNDER THE LAWS OF THE STATE OF MARYLAND, LICENSE NUMBER 10000000000000000000.

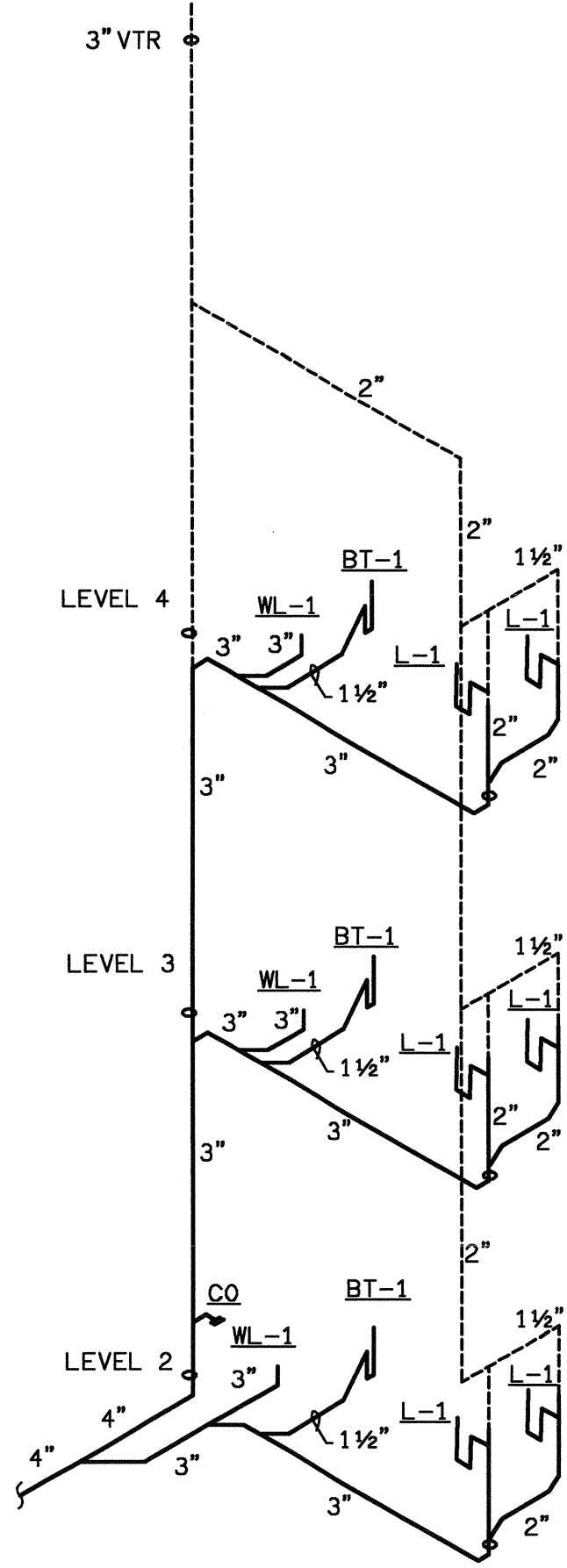
PROJECT
ARCHSTONE KENTLANDS

MARYLAND
 FOR

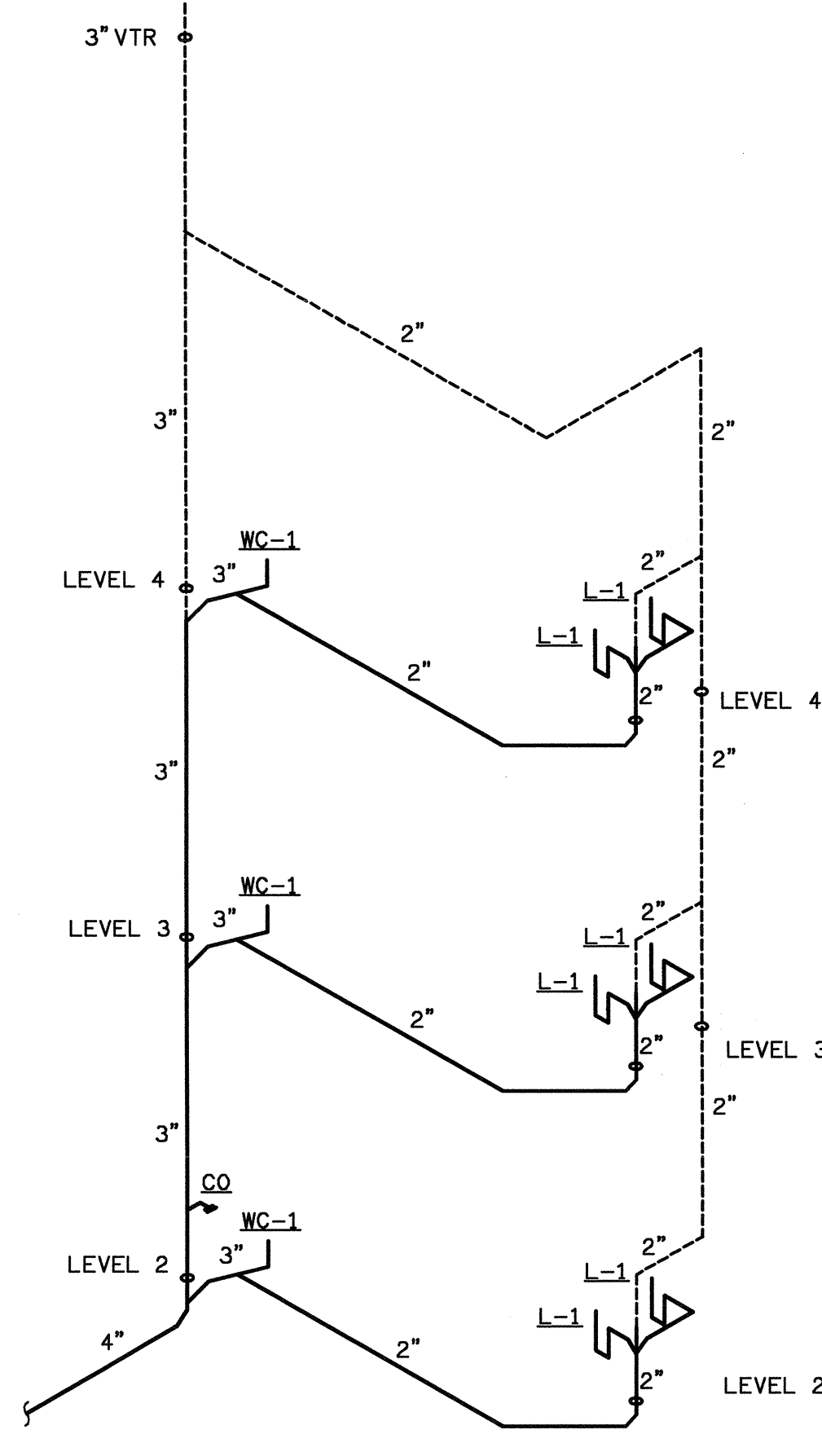
ARCHSTONE COMMUNITIES
 Six Piedmont Center, Suite 600
 Atlanta, Georgia 30305
 404-237-9292

REVISIONS
 07/18/03 RELEASED FOR CONSTRUCTION
 10/17/03 WSSC COMMENTS

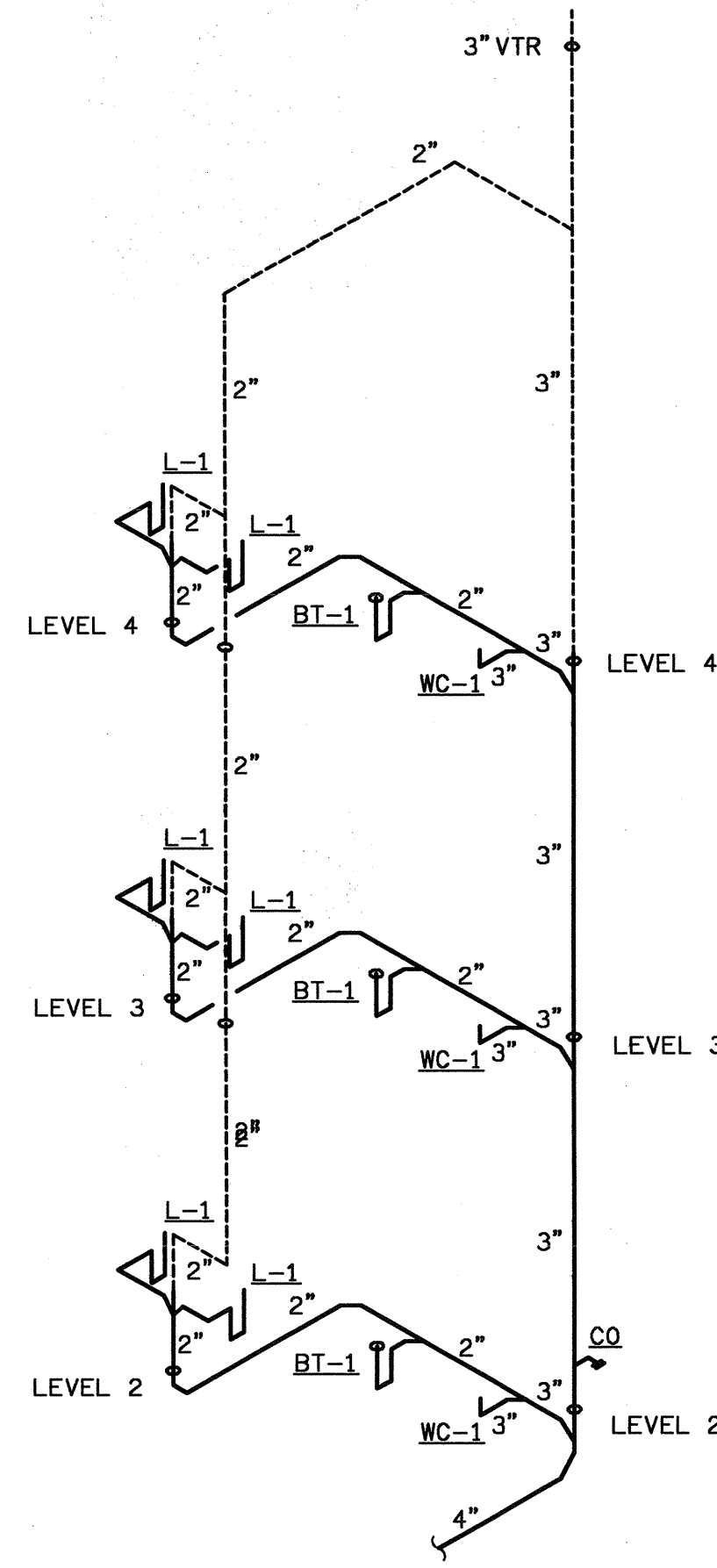
DATE: 06/10/02
 JOB NUMBER: 021102
 DRAWN BY: GHK
 CHECKED BY: GHK
 DRAWING TITLE: PLUMBING SCHEDULES AND DETAILS
 DRAWING NUMBER: P-6.3
 COMMENTS:



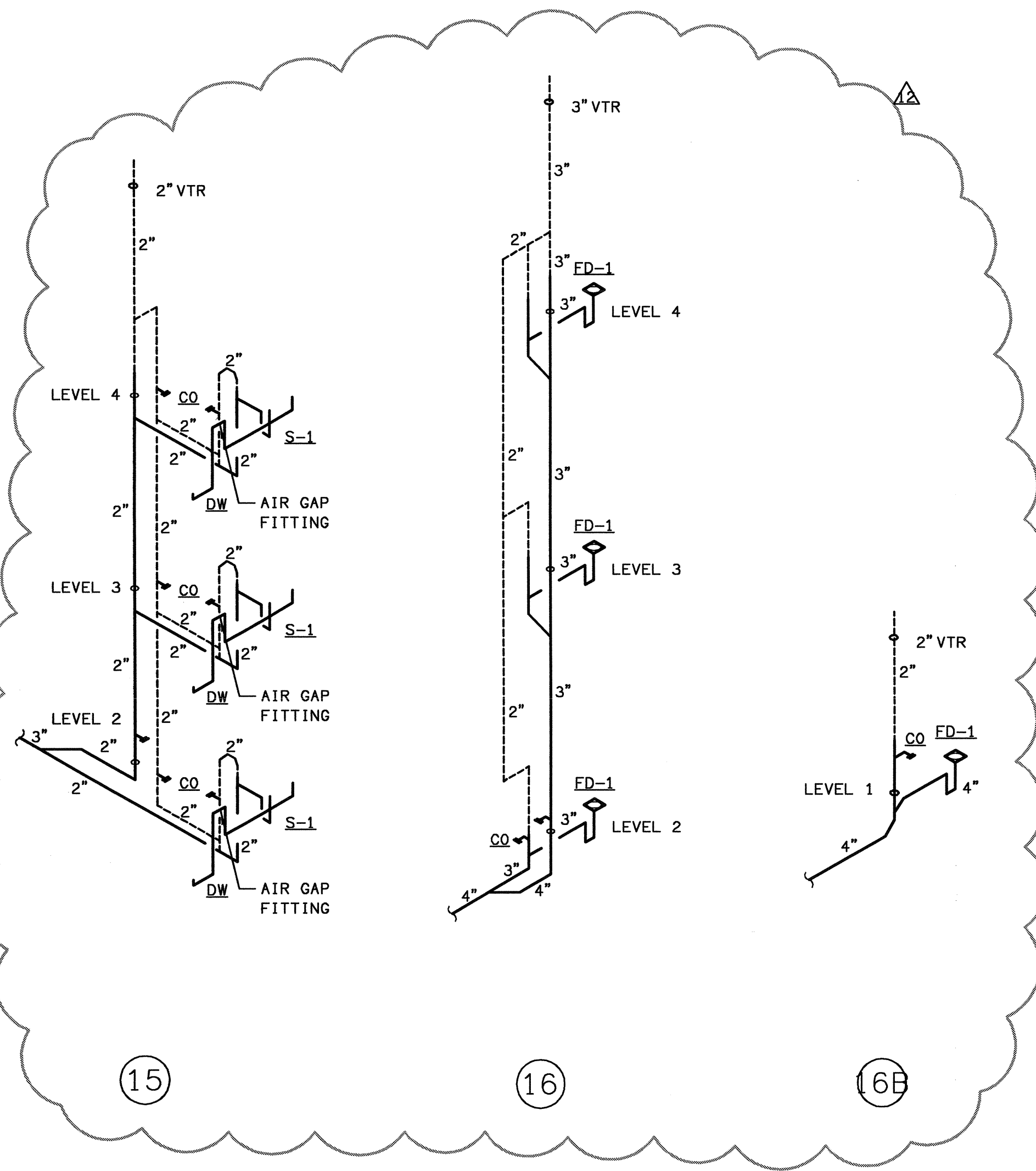
12



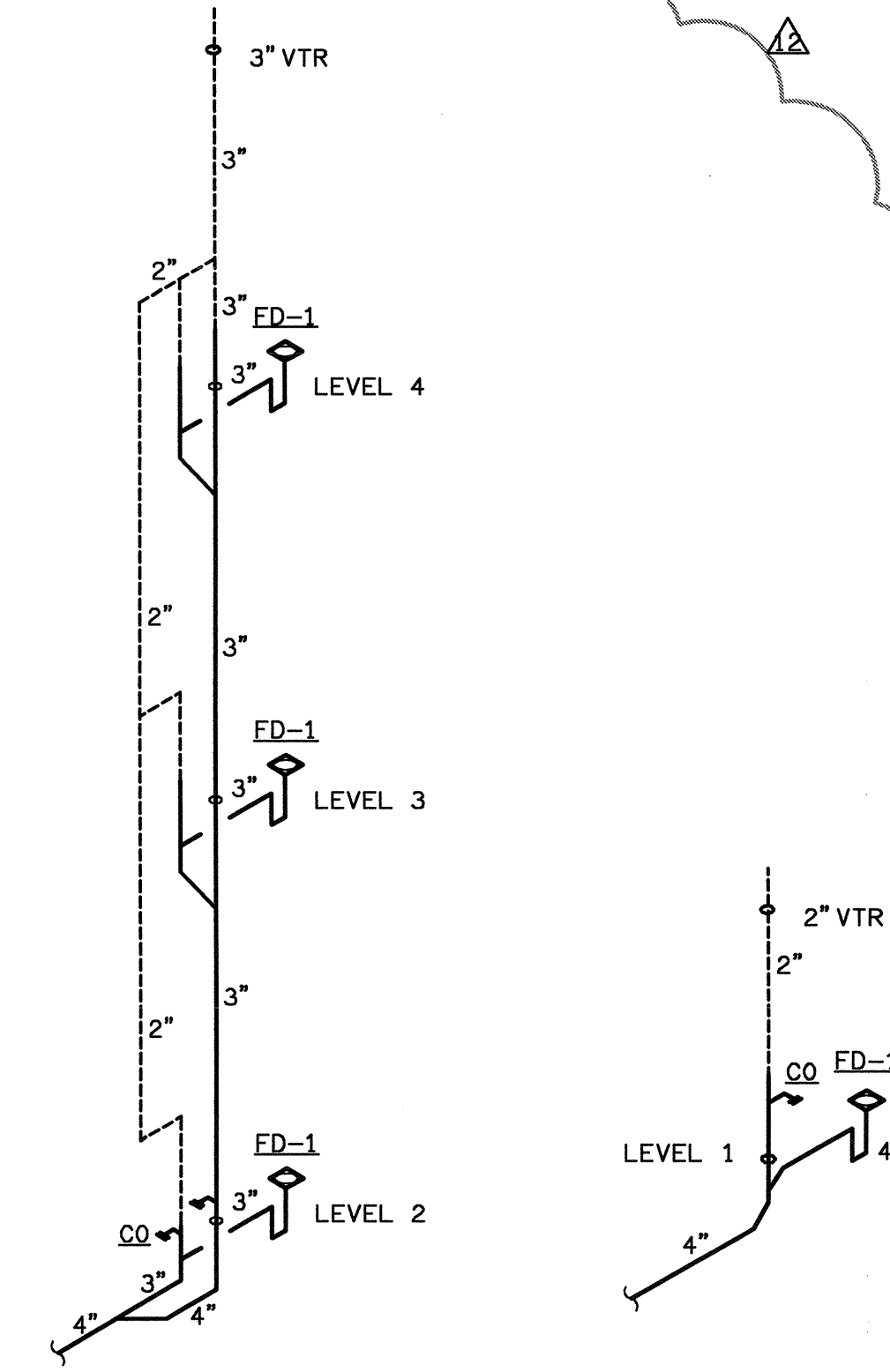
13



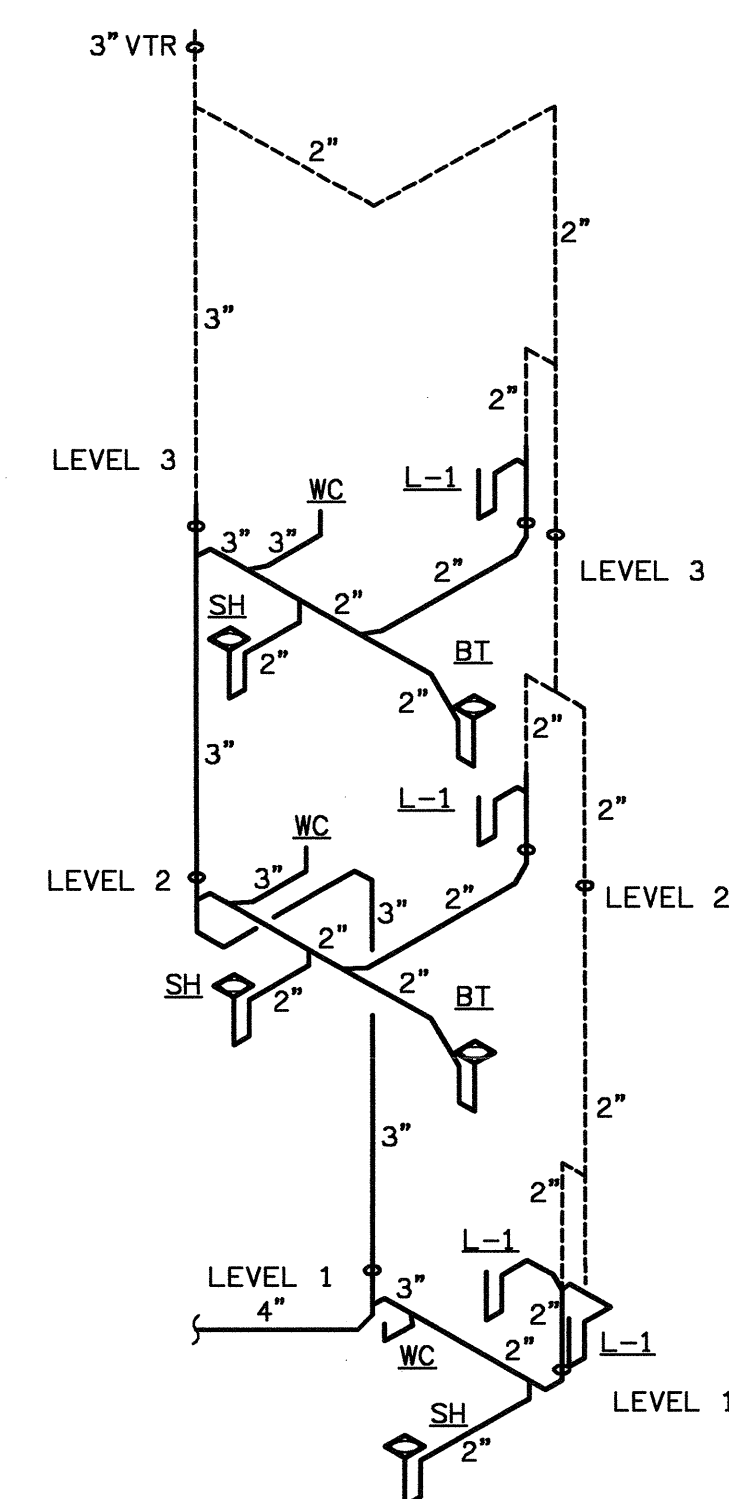
14



15

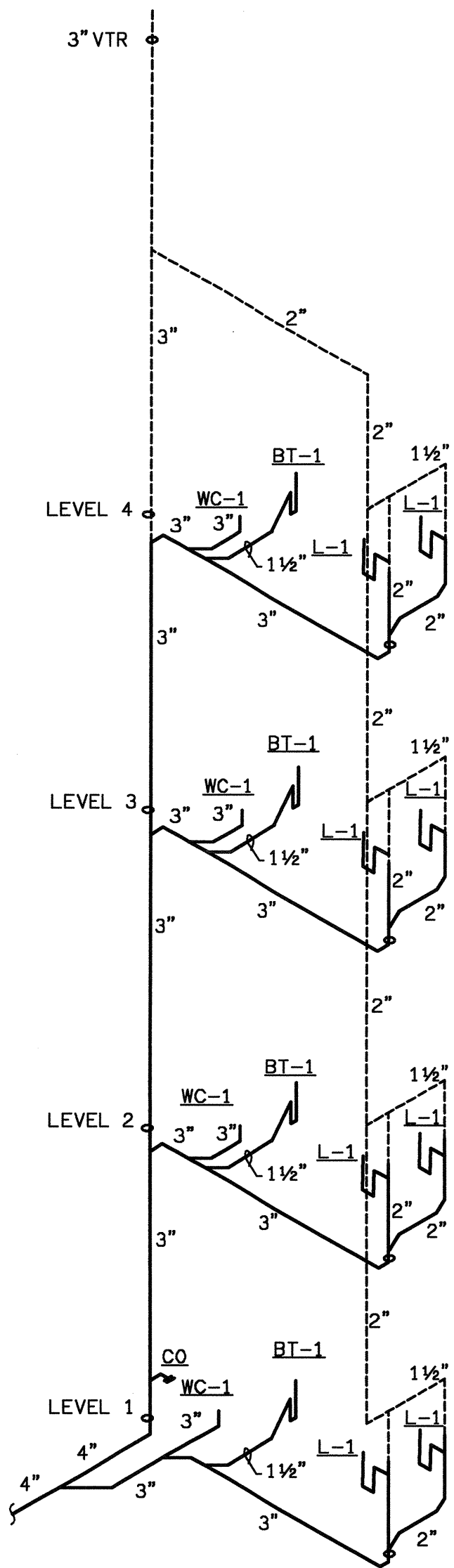


16

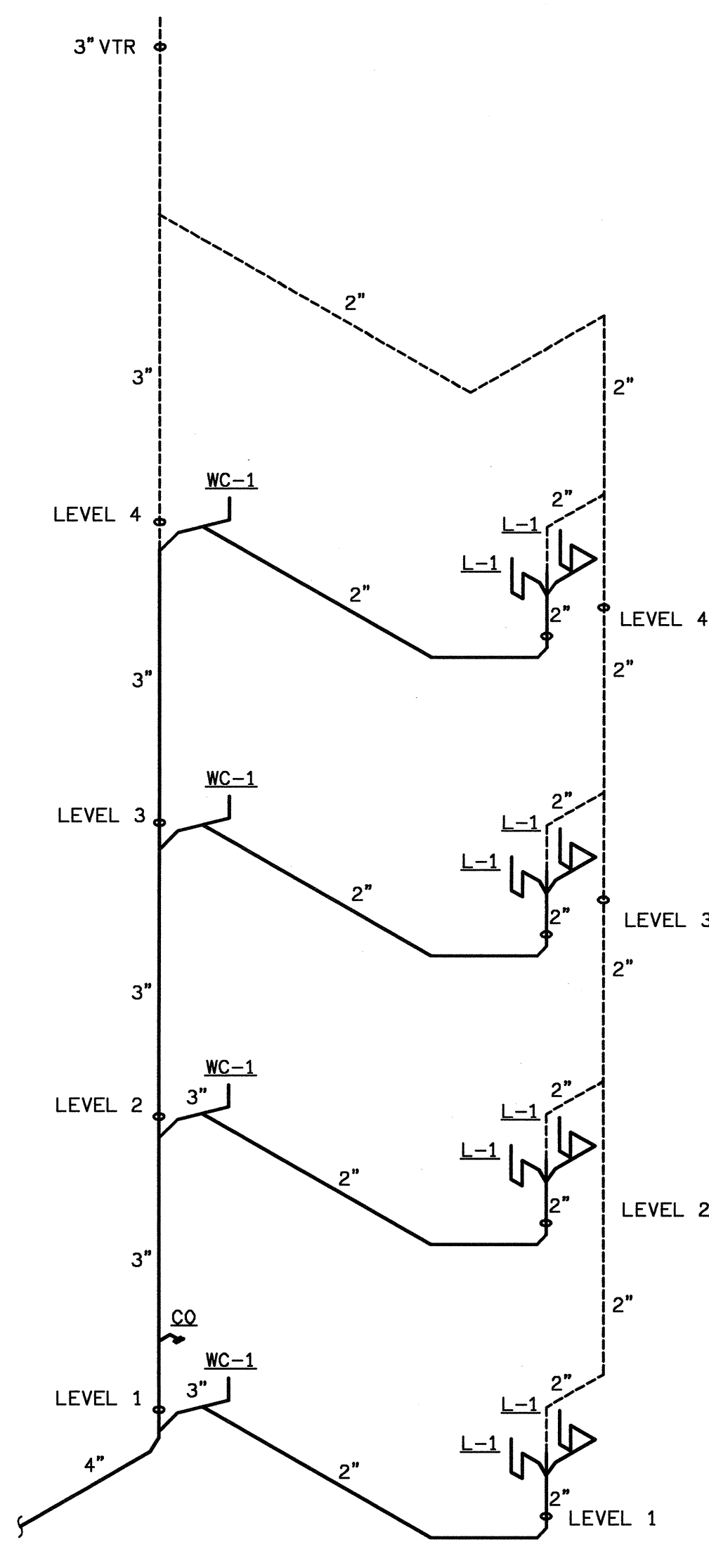


17

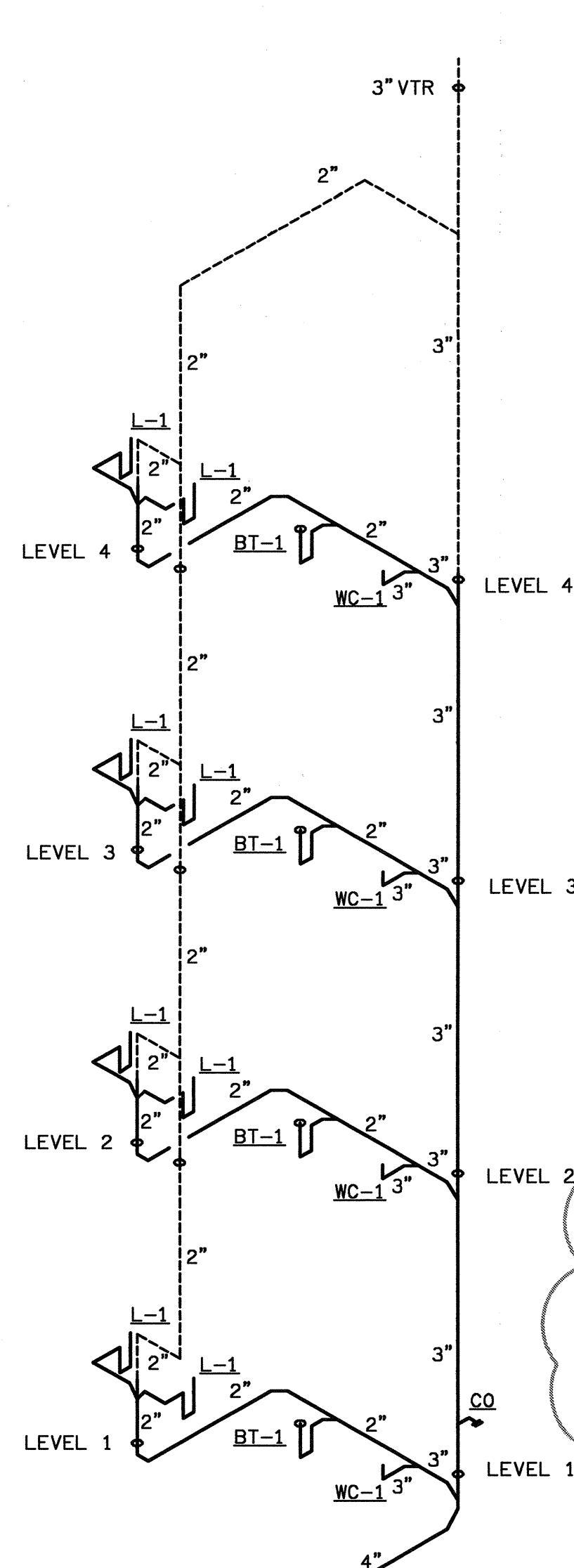
ALL BATHTUB AND SHOWER TRAP SIZES
HAVE BEEN REVISED TO 1 1/2"



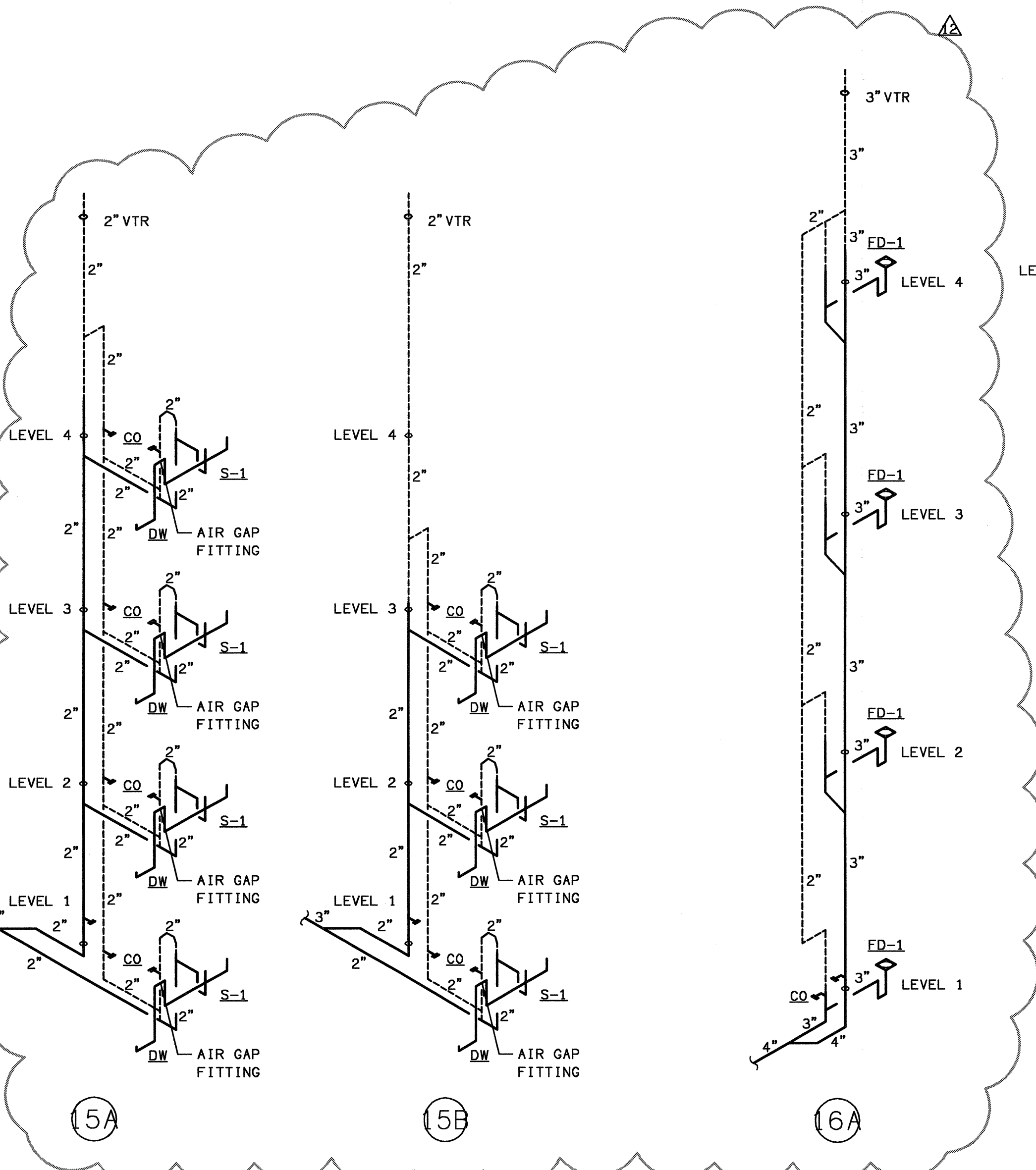
12A



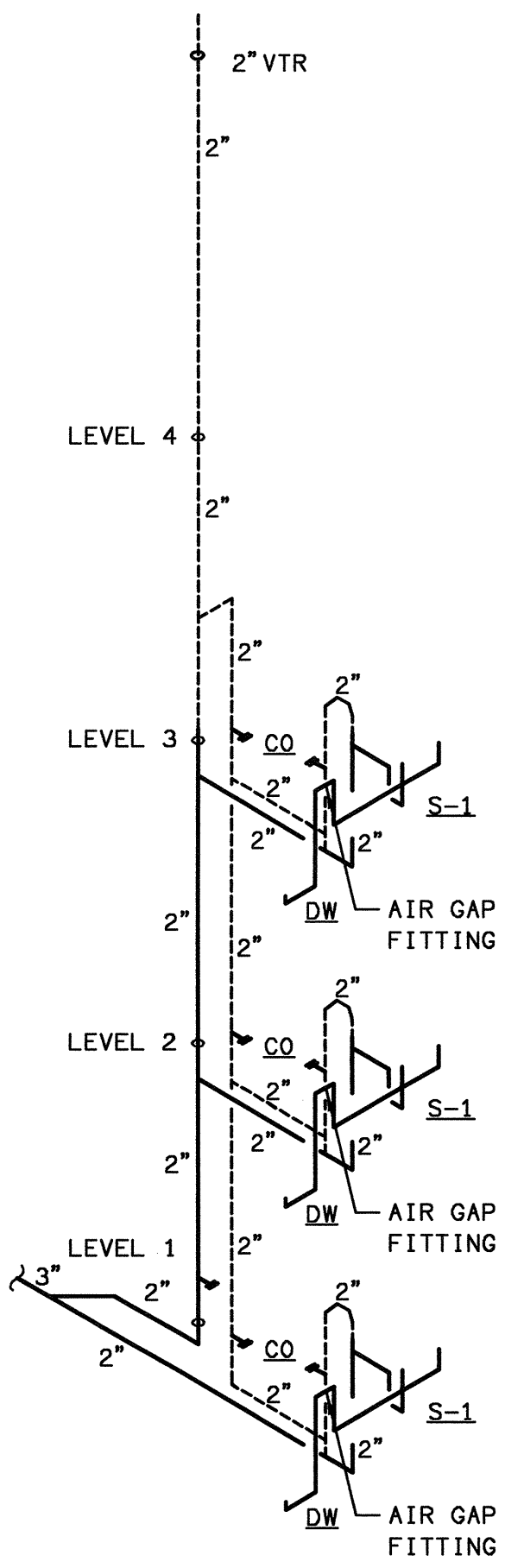
13A



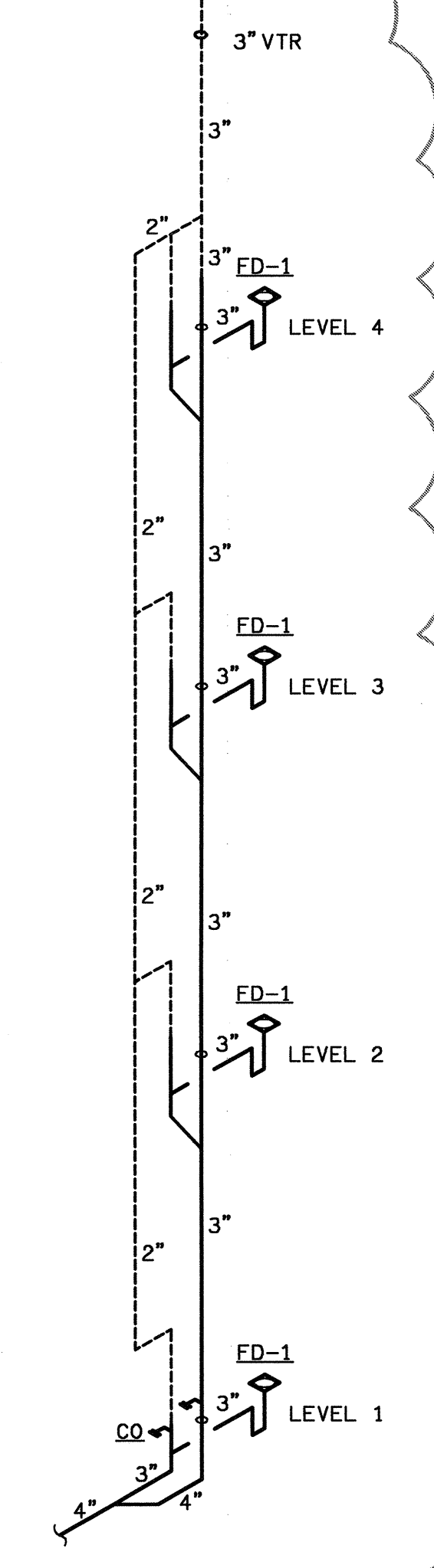
14A



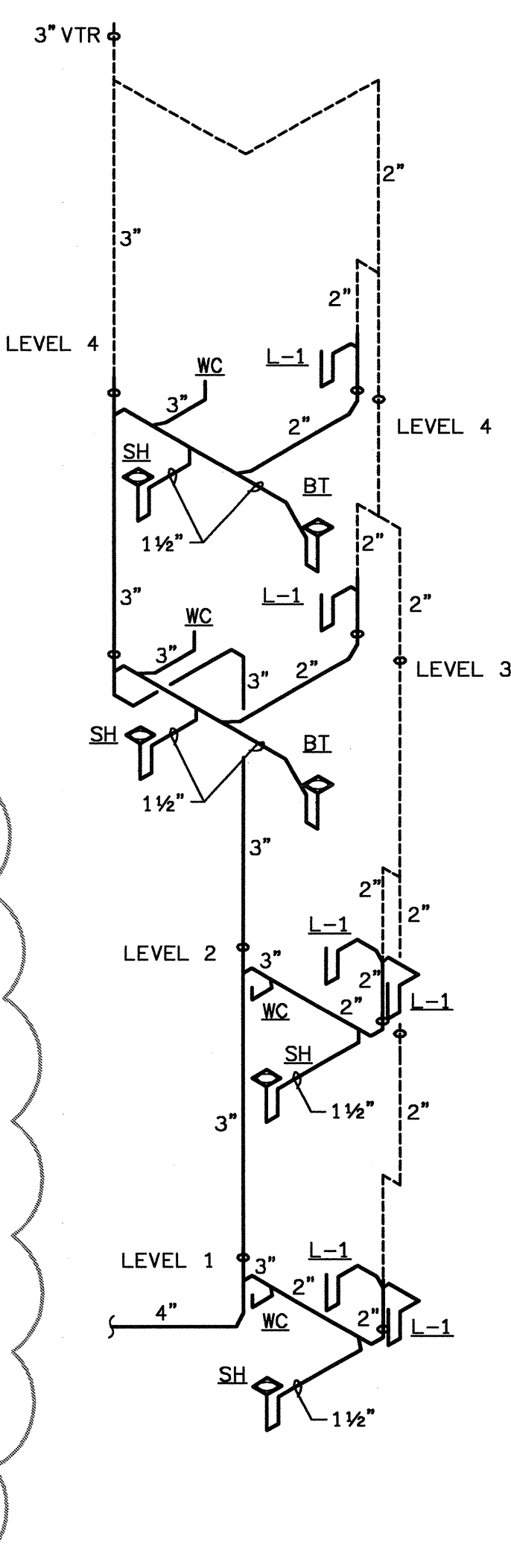
15A



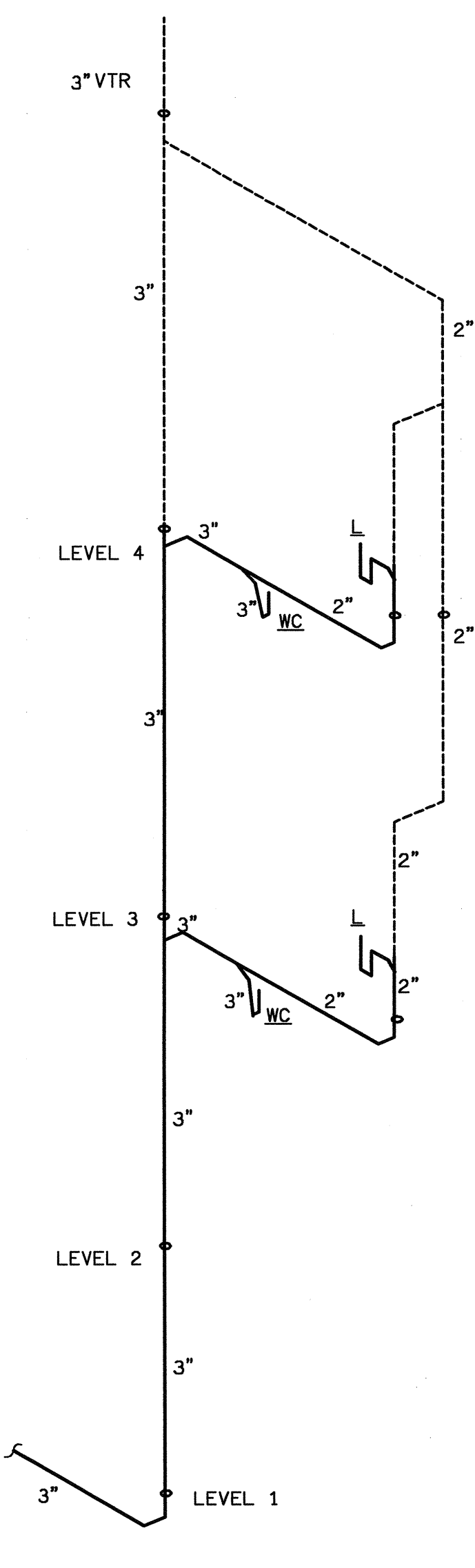
15B




16A



17A



18A




THE PRESTON PARTNERSHIP, LLC
A MULTI-DISCIPLINARY DESIGN FIRM

1000 ABERNATHY ROAD NE, SUITE 600
ATLANTA, GEORGIA 30328
TELEPHONE: 770 396 7248
FAX: 770 396 2945
WWW.THEPRESTONPARTNERSHIP.COM

CONSULTANT

PROJECT # 02109
KTD Consulting Engineers
ALTAMONTE SPRINGS, FL.
237 S. WESTMONTE DR.
FAIRFAX, VA.
8840 MAIN STREET
PH: 703.338.2889
www.ktdengineers.com



CERTIFY THAT THESE DOCUMENTS WERE PREPARED OR APPROVED BY ME AND THAT I AM A LICENSED ARCHITECT UNDER THE LAWS OF THE STATE OF MARYLAND, LICENSE NUMBER 0004 EXPIRATION DATE SEPTEMBER 3, 2004.

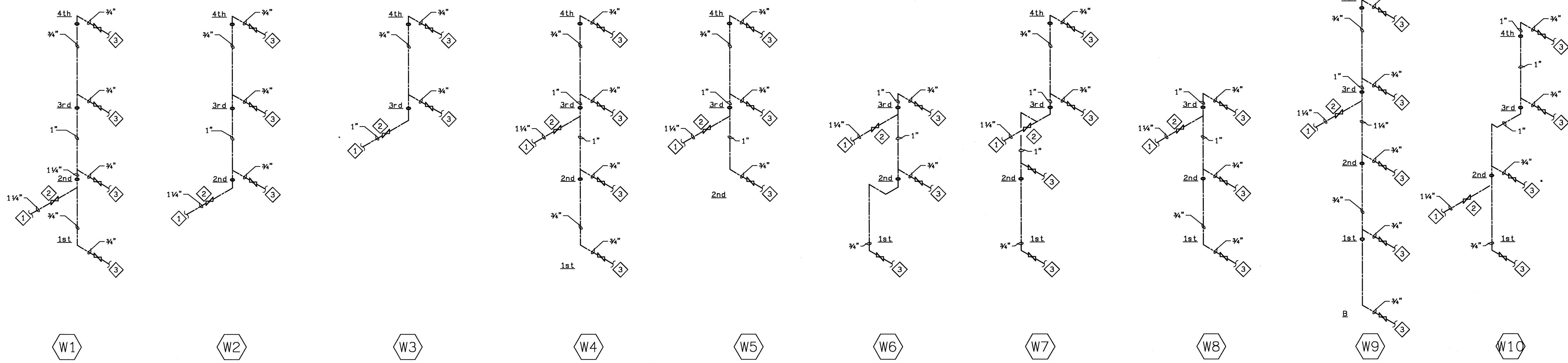
ARCHSTONE
KENTLANDS
MARYLAND

FOR

ARCHSTONE
COMMUNITIES
Six Piedmont Center, Suite 600
Atlanta, Georgia 30305
404-237-9292

REVISIONS
07/18/03 RELEASED FOR CONSTRUCTION
10/17/03 WSSC COMMENTS

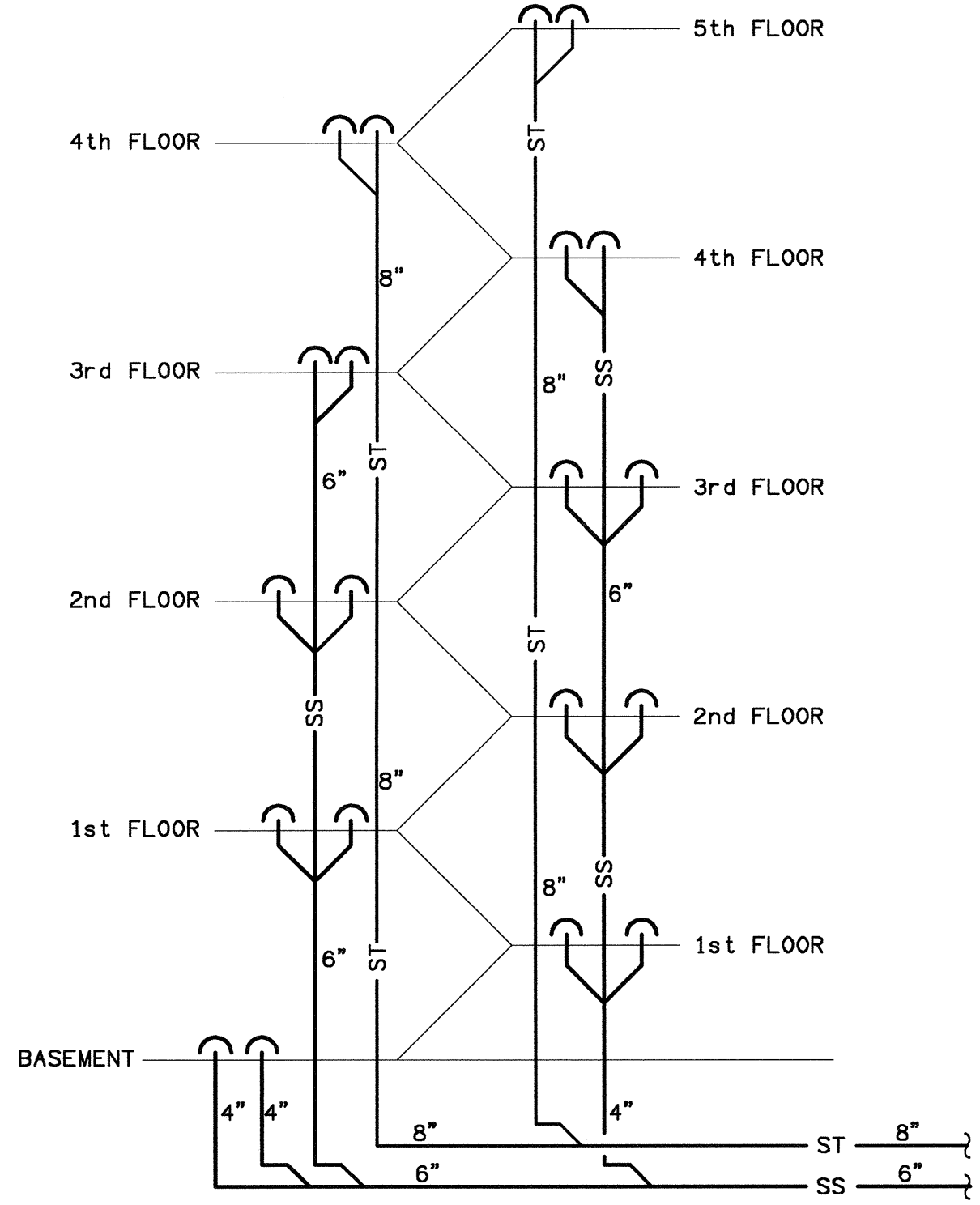

DATE 06/07/02
JOB NUMBER 021106
DRAWN BY GHK
CHECKED BY GHK
DRAWING TITLE PLUMBING SCHEDULES AND DETAILS
DRAWING NUMBER P-6.4
COMMENTS



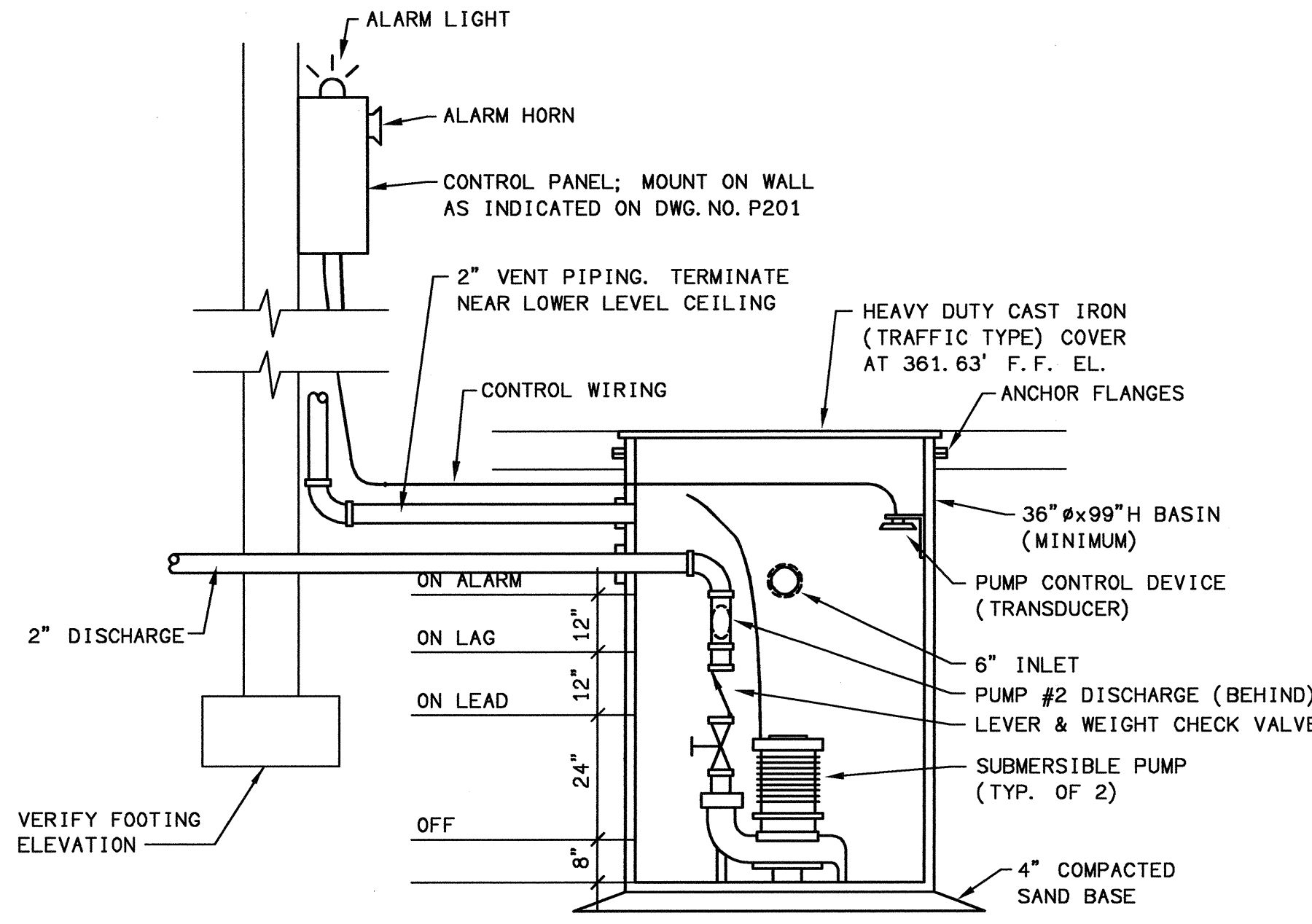
NOTES

- 1 WATER PIPING FROM MAIN SUPPLYING WATER RISER.
- 2 ACCESSIBLE SHUT-OFF VALVE ABOVE CEILING. PROVIDE ACCESS PANEL WHERE NECESSARY.
- 3 WATER PIPING TO UNITS.

| PLUMBING PUMP SCHEDULE | |
|-----------------------------------|--|
| DESCRIPTION | REMARKS |
| SPMP-1; DUPLEX SUMP PUMP SANITARY | PROVIDE TWO (2) WEIL #1413 EA. W/ CAPACITY OF 20 GPM @ 22 FT. HEAD, .5 HP., WIRED FOR 208 V., 1 PH., 1750 RPM. PROVIDE DUPLEX CONTROL PANEL COMPLETE WITH ON-OFF-HAND SWITCH, RUN LIGHT & STARTER FOR EACH PUMP, HIGH WATER ALARM LIGHT & HORN AND POWER WIRING CONNECTING TO EACH PUMP. PROVIDE A TRANSDUCER TO BE MOUNTED UNDER BASIN COVER AND WIRED TO CONTROL PANEL TO CONTROL PUMP START, STOP, ALTERNATING AND HIGH WATER ALARM. PROVIDE FIBERGLASS BASIN WITH CAST IRON COVER. BASIN SHALL BE COMPLETE WITH INLET, OUTLET AND VENT CONNECTION |
| SPMP-2; DUPLEX SUMP PUMP STORM | PROVIDE TWO (2) WEIL #1413 EA. W/ CAPACITY OF 40 GPM @ 30 FT. HEAD, 1.0 HP., WIRED FOR 208 V., 1 PH., 1750 RPM. PROVIDE DUPLEX CONTROL PANEL COMPLETE WITH ON-OFF-HAND SWITCH, RUN LIGHT & STARTER FOR EACH PUMP, HIGH WATER ALARM LIGHT & HORN AND POWER WIRING CONNECTING TO EACH PUMP. PROVIDE A TRANSDUCER TO BE MOUNTED UNDER BASIN COVER AND WIRED TO CONTROL PANEL TO CONTROL PUMP START, STOP, ALTERNATING AND HIGH WATER ALARM. PROVIDE FIBERGLASS BASIN WITH CAST IRON COVER. BASIN SHALL BE COMPLETE WITH INLET, OUTLET AND VENT CONNECTION |



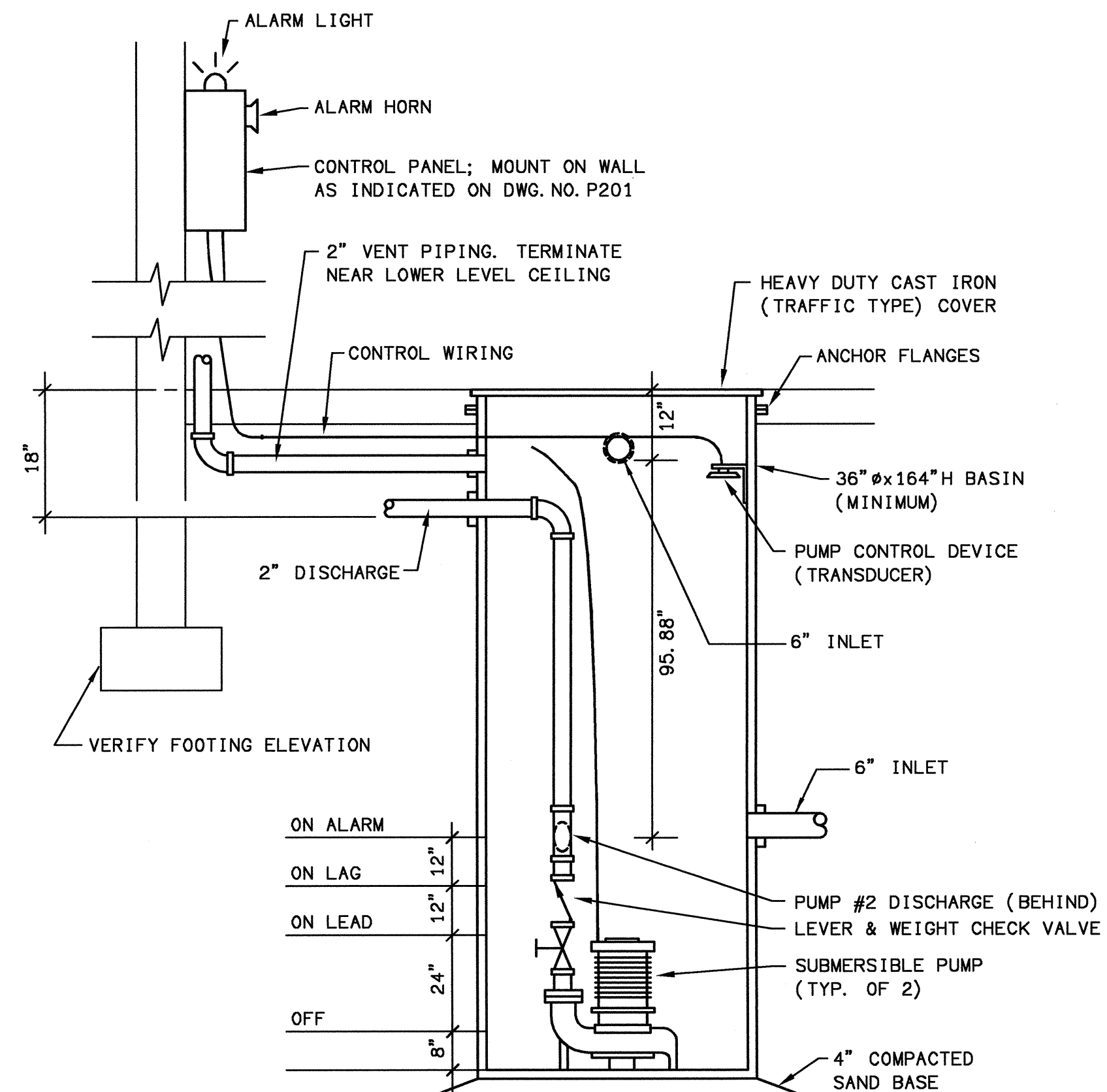
PARKING GARAGE RISER DIAGRAM
SCALE: NTS



53 GALLONS PER FOOT OF DEPTH = 53 x 2 = 106 GALLONS
PUMP CAPACITY = 20 GPM (ONE PUMP RUNNING)
106 / 20 = 5.3 MINUTES RUN TIME

SANITARY SUMP PUMP DETAIL
SCALE: NTS (SPMP-1)

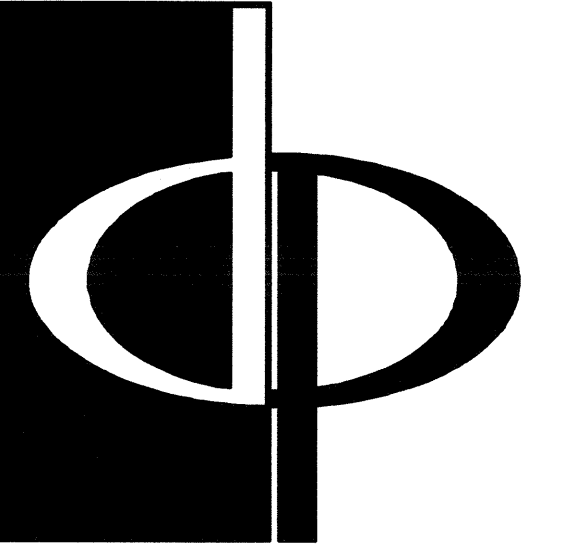
VERIFY TOTAL DEPTH OF SUMP BASINS WITH EXACT INSTALLATION LOCATION AND FINAL ELEVATIONS.



53 GALLONS PER FOOT OF DEPTH = 53 x 2 = 106 GALLONS
PUMP CAPACITY = 20 GPM (ONE PUMP RUNNING)
106 / 20 = 5.3 MINUTES RUN TIME

STORM SUMP PUMP DETAIL
SCALE: NTS (SPMP-2)

STORM SUMP PUMP DETAIL
SCALE: NTS (SPMP-2)




THE PRESTON PARTNERSHIP, LLC
A MULTI-DISCIPLINARY DESIGN FIRM

1000 ABERNATHY ROAD NE, SUITE 600
ATLANTA, GEORGIA 30328
TELEPHONE: 770 396 7248
FAX: 770 396 2945
WWW.THEPRESTONPARTNERSHIP.COM

CONSULTANT

KTD Consulting Engineers
ALTA MONTE SPRINGS, FL.
237 S. WESTMONTA DR.
PH: 407.534.7300
FAIRFAX, VA.
9840 MAIN STREET
PH: 703.338.2889
www.ktdengineers.com



CERTIFY THAT THESE DOCUMENTS WERE PREPARED OR APPROVED BY ME AND THAT I AM A LICENSED ARCHITECT UNDER THE LAWS OF THE STATE OF MARYLAND. LICENSE NUMBER: 02109 DATE: SEPTEMBER 3, 2004.

PROJECT # 02109
ARCHSTONE
KENTLANDS

MARYLAND

FOR

ARCHSTONE
COMMUNITIES
Six Piedmont Center, Suite 600
Atlanta, Georgia 30305
404-237-9292

REVISIONS
07/18/03 RELEASED FOR CONSTRUCTION
10/17/03 WSSC COMMENTS

DATE: 06/07/02
JOB NUMBER: 021102
DRAWN BY: GJK
CHECKED BY: GJK
DRAWING TITLE: PLUMBING SCHEDULES AND DETAILS
DRAWING NUMBER: P-6.1
COMMENTS: