

**KTD Consulting Engineers**

Orlando • Washington DC

---

**FAX TRANSMITTAL**

---

Date: June 4, 2004      Pages: 11 (Including Cover Sheet)

To: CLIFF LEE      Company: CITY OF GAITHERSBURG      Fax: 301.258.6336

From: MIKE DODANE      Project: ARCHSTONE AT KENTLANDS      Number: 02109

---

**ADDITIONAL FAX COPIES**

---

To: STEVE MORIACK      Company: PRESTON      Fax:

*Rosen*      *KTD*

---

**REMARKS**

---

HERE ARE THE SHUNT TRIP DEVICE LOCATIONS AS REQUESTED. SORRY THIS IS A LENGTHY FAX, BUT THERE ARE A BUNCH OF METER CENTERS. I HAVE INCLUDED A KEY PLAN INDICATING THE GENERAL LOCATION OF EACH METER CENTER FOR CLARITY. PLEASE CALL IF YOU HAVE ANY QUESTIONS.

Mechanical  
Electrical  
Plumbing  
Fire Protection

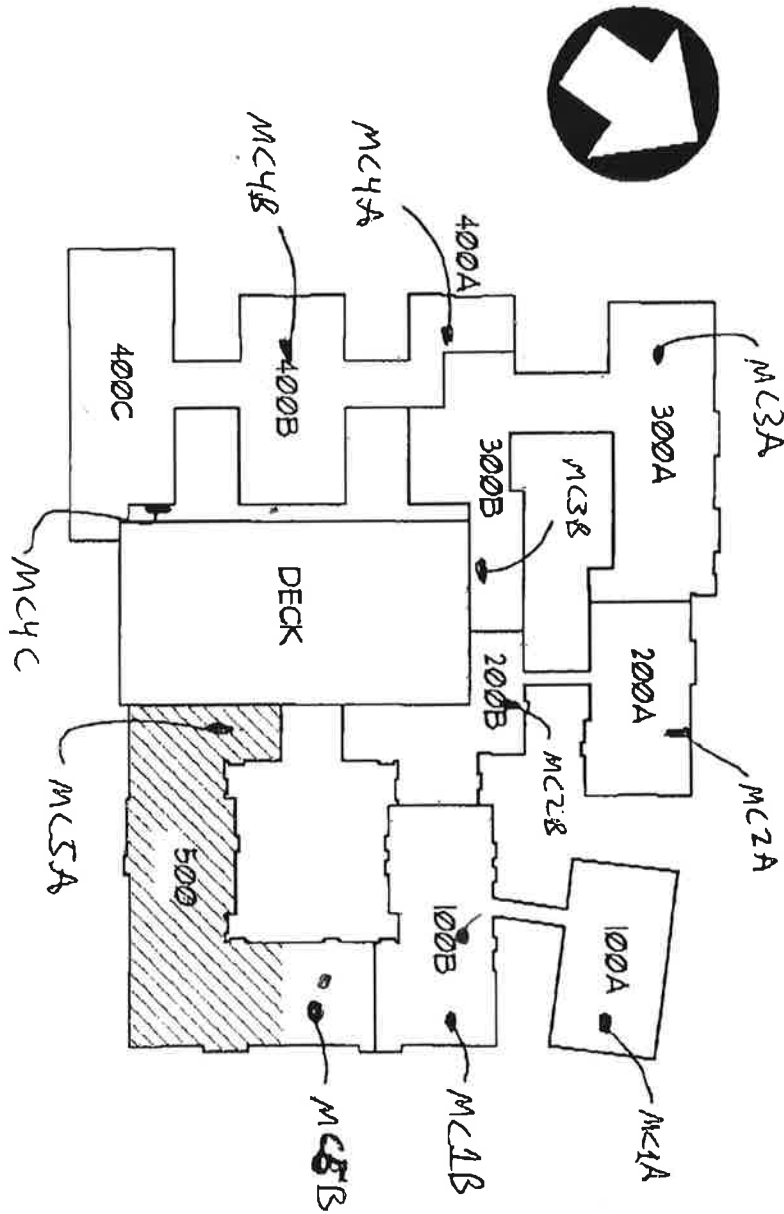
Corporate Office  
237 S. Westmonte Drive  
Suite 300  
Altamonte Springs, FL 32714  
407.834.7900 p  
407.834.9686 f  
[www.ktdengineers.com](http://www.ktdengineers.com)

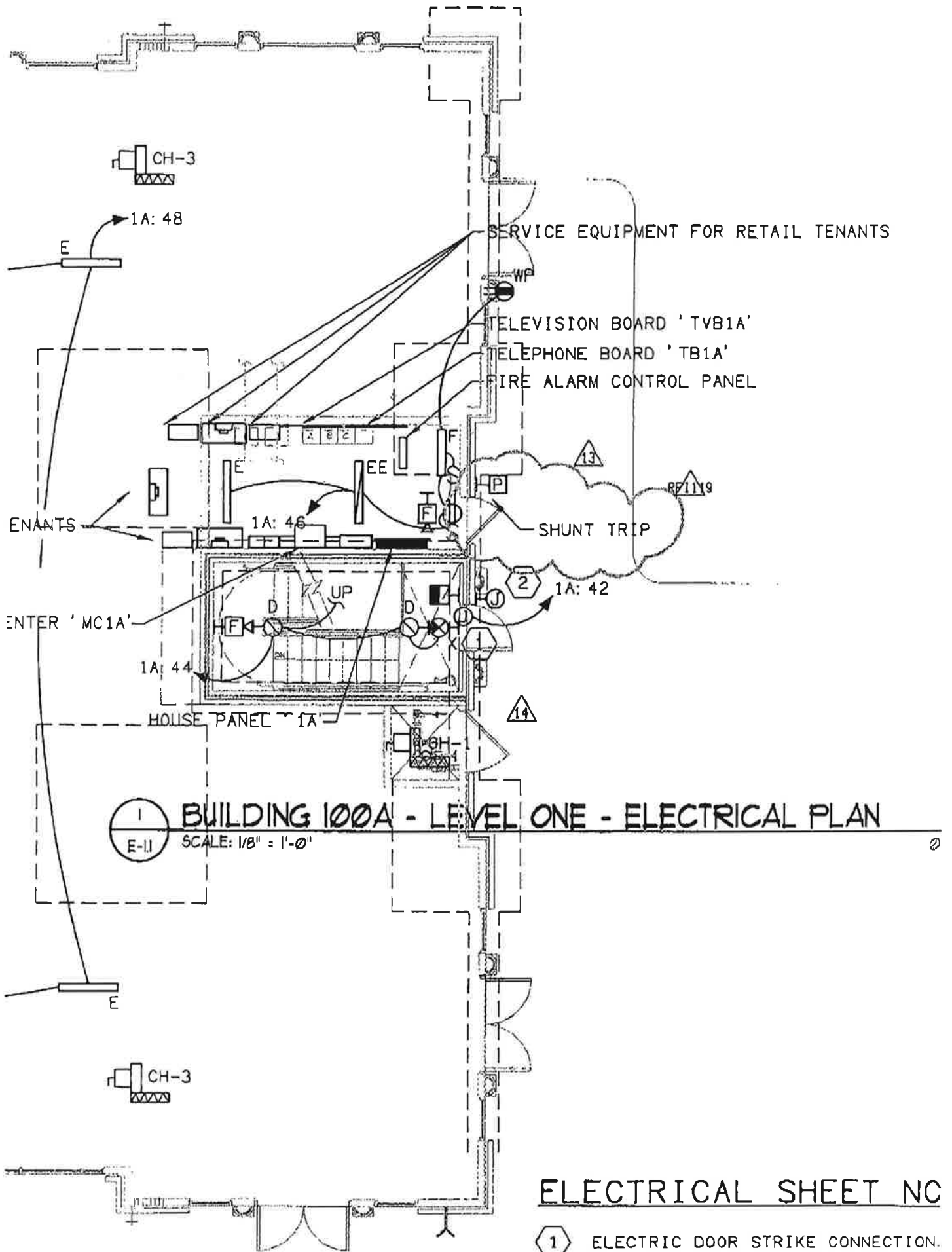
Regional Office  
9840 Main Street  
Suite 200  
Fairfax, VA 22031  
703.338.2889 p  
703.691.4397 f

---

If the entire transmission does not appear to have transmitted correctly, please notify us at once.

# KEY PLAN





1  
E-11

**BUILDING 100A - LEVEL ONE - ELECTRICAL PLAN**

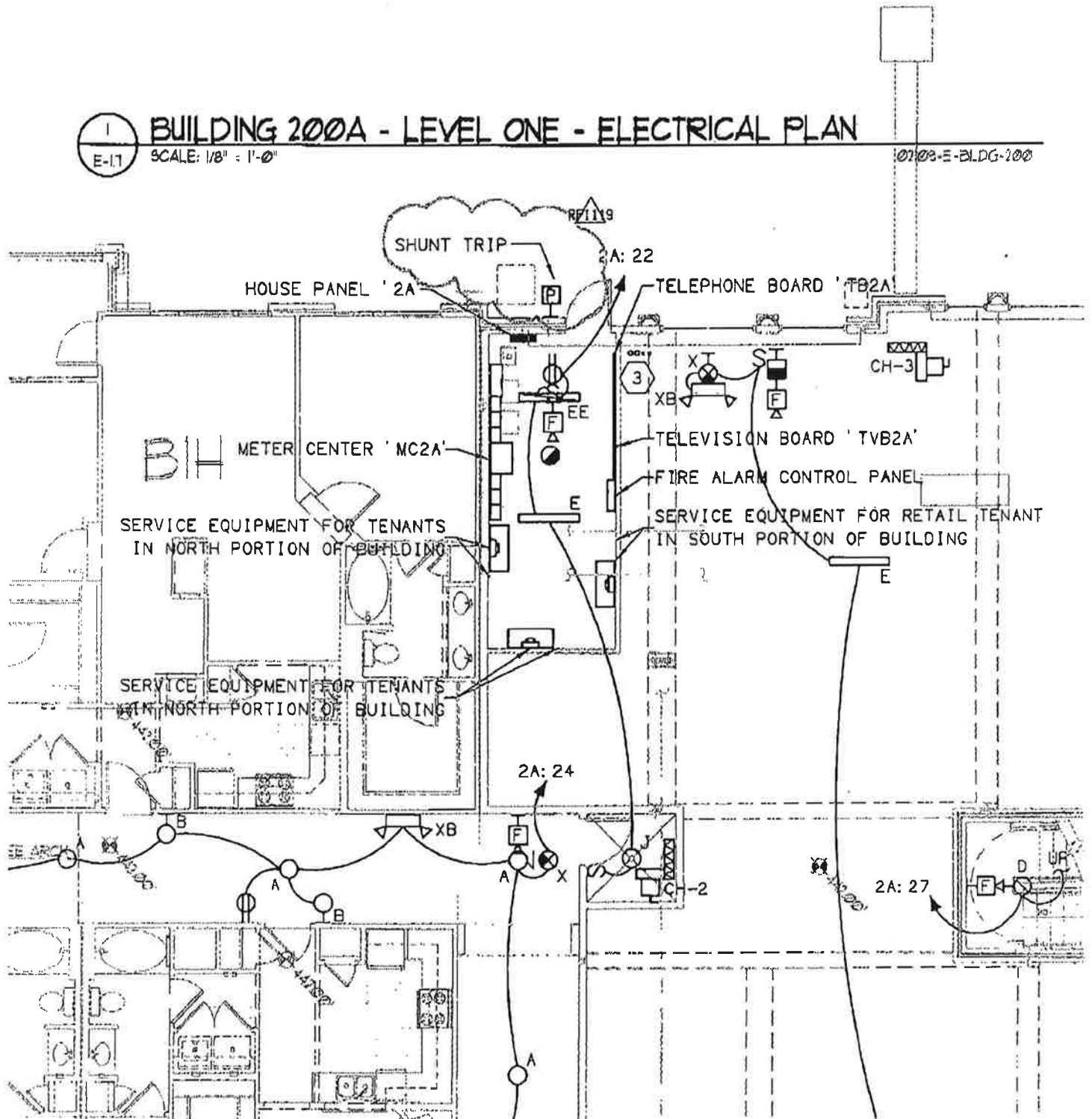
SCALE: 1/8" = 1'-0"

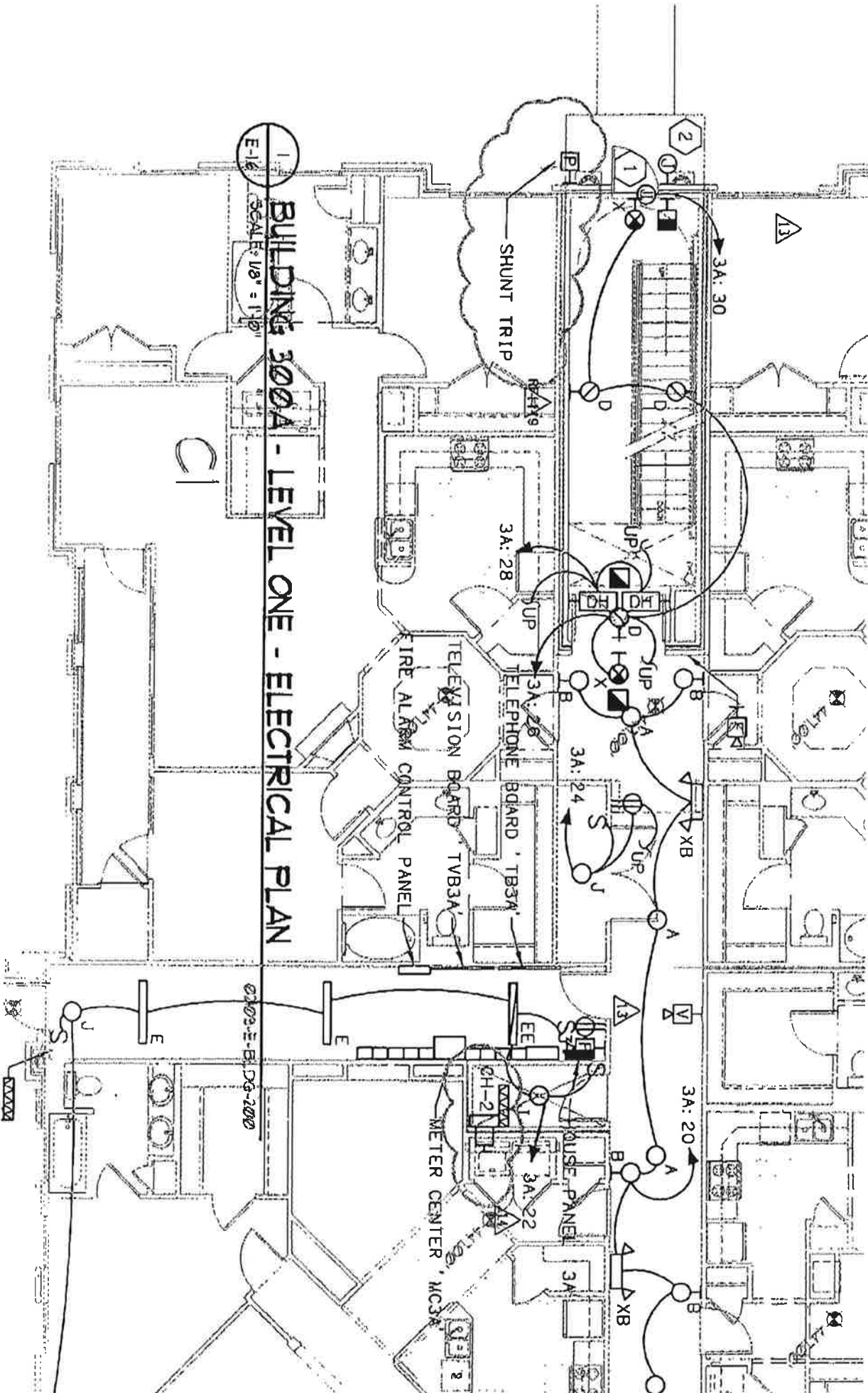
**ELECTRICAL SHEET NC**

① ELECTRIC DOOR STRIKE CONNECTION.

**BUILDING 200A - LEVEL ONE - ELECTRICAL PLAN**  
 SCALE: 1/8" = 1'-0"

0100-E-BLDG-100



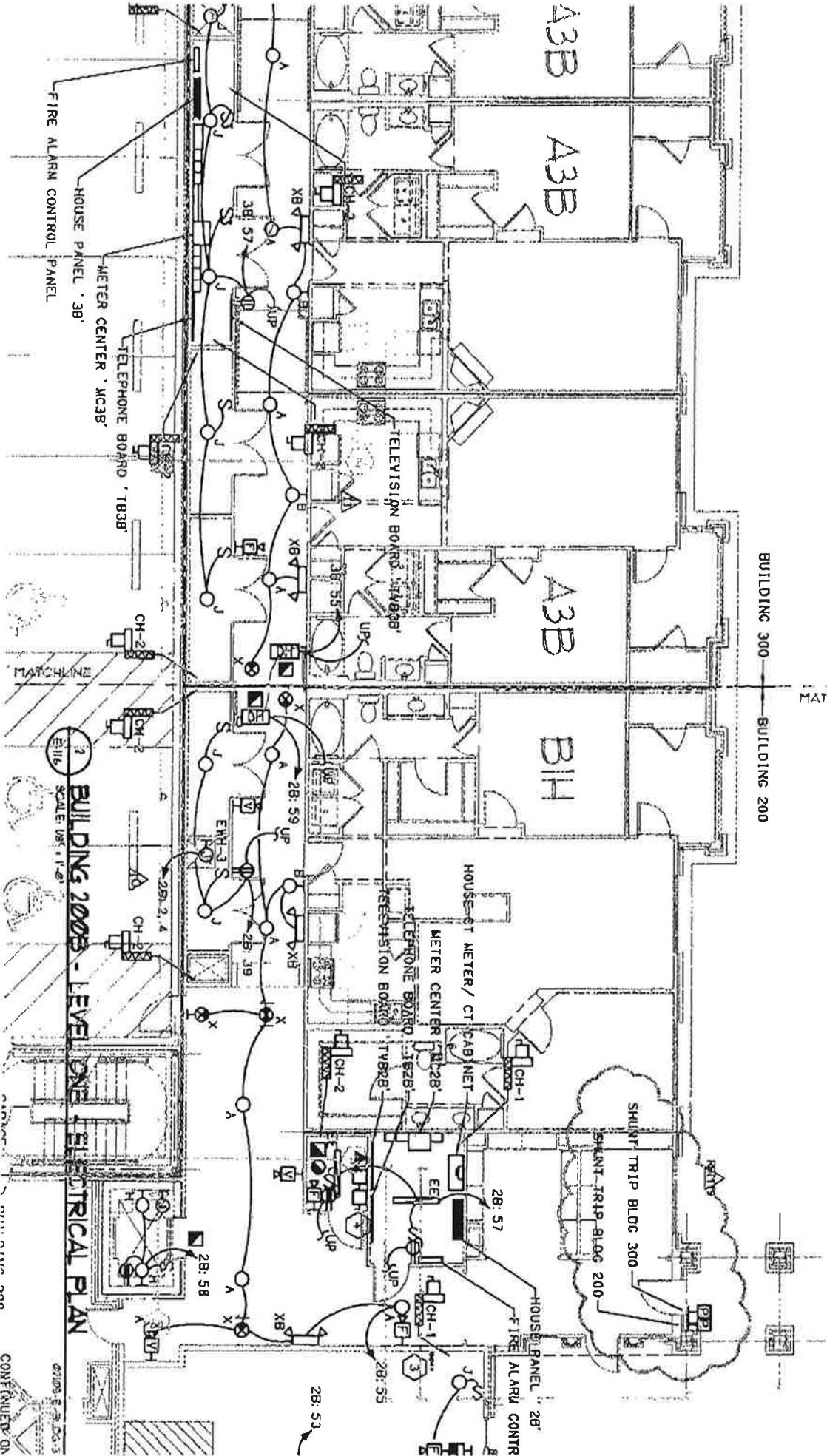


BUILDING 300A - LEVEL ONE - ELECTRICAL PLAN

E-1-16

SCALE 1/8" = 1'-0"

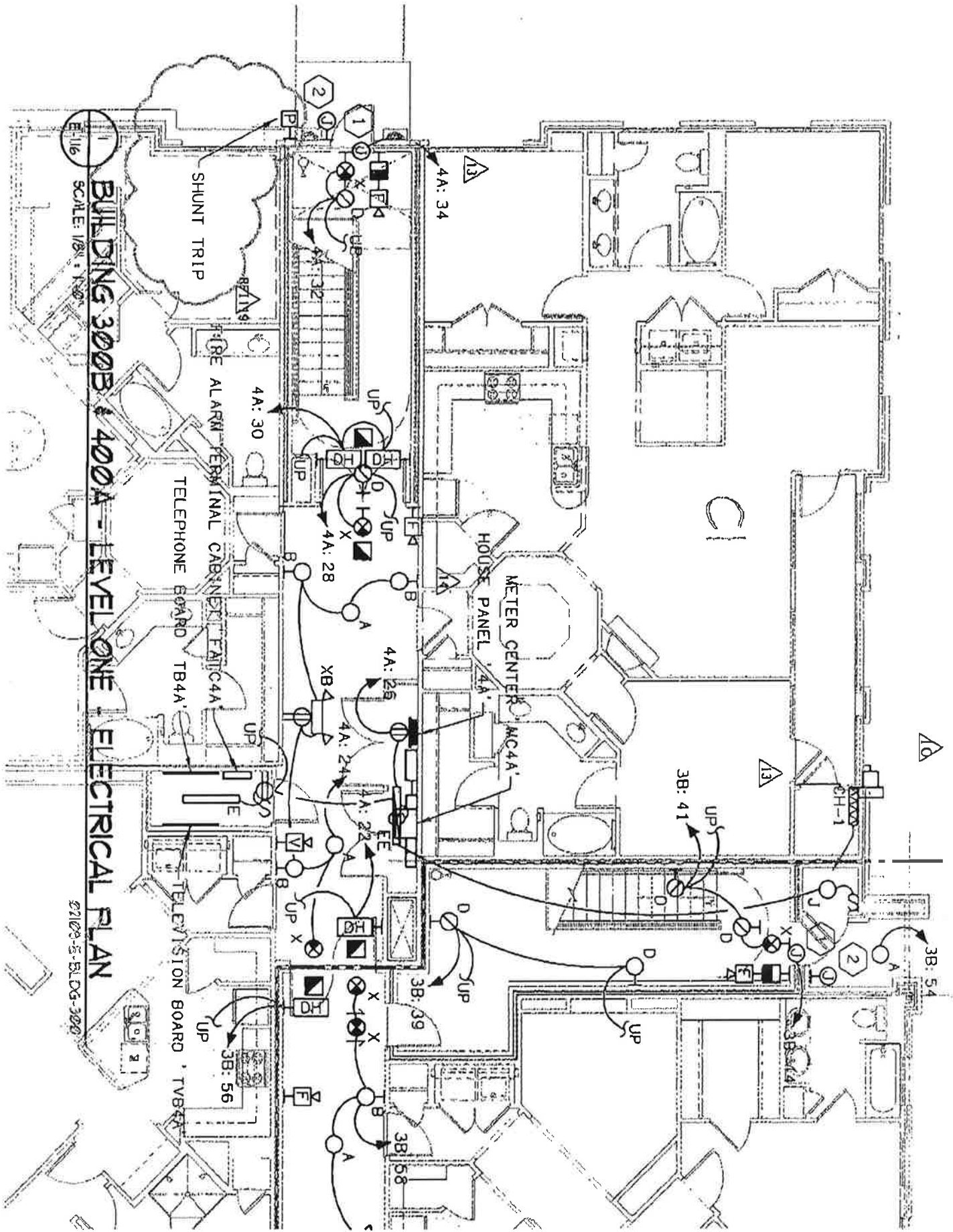
01-02-E-BL-DG-1000



BUILDING 2000 - LEVEL ONE ELECTRICAL PLAN

SCALE: 1/8" = 1'-0"

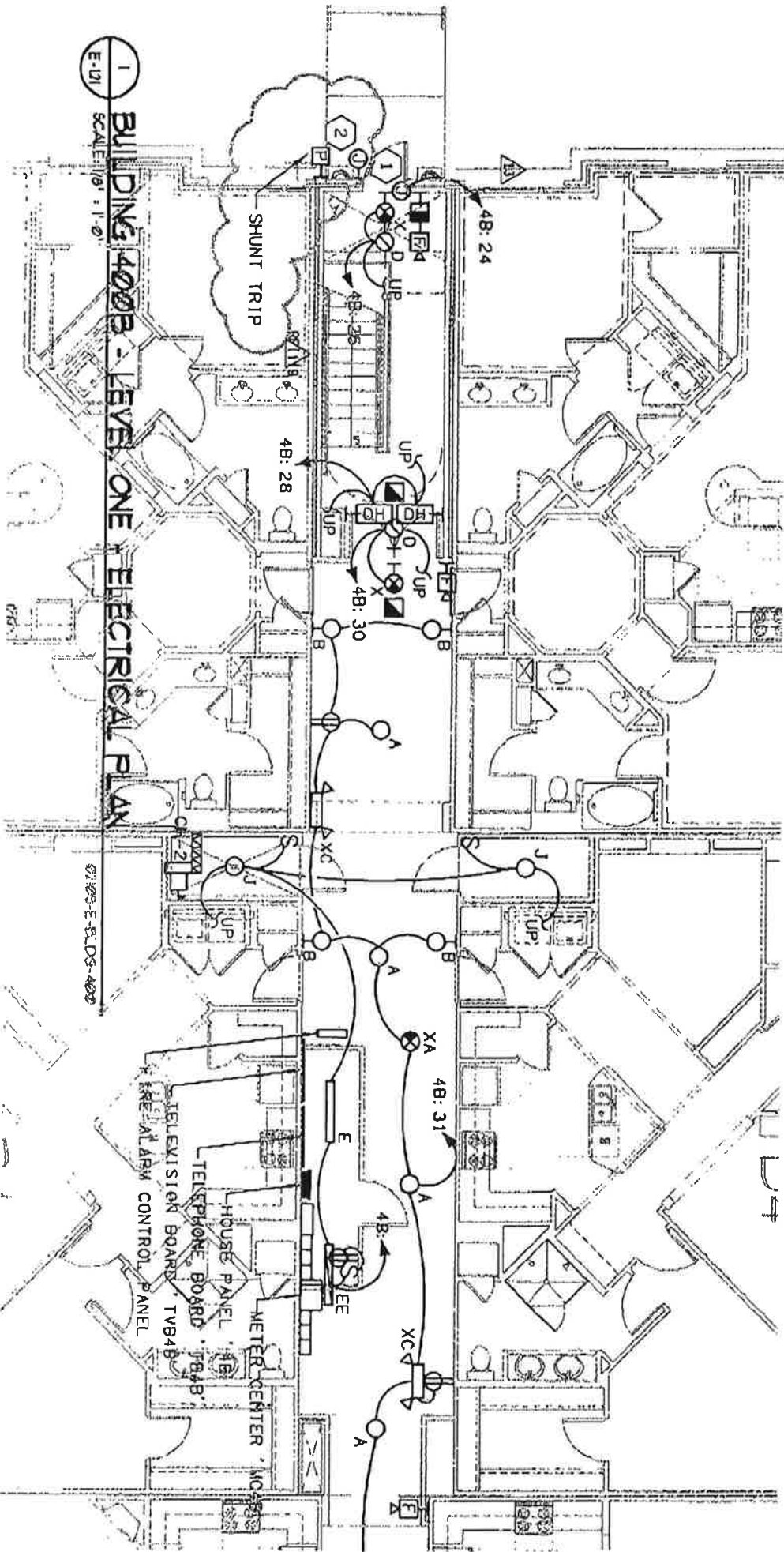
CONF (MULTI) ON



**BUILDING 300B - 400A - LEVEL ONE ELECTRICAL PLAN**

SCALE: 1/8" = 1'-0"

021029-E-BLDG-300

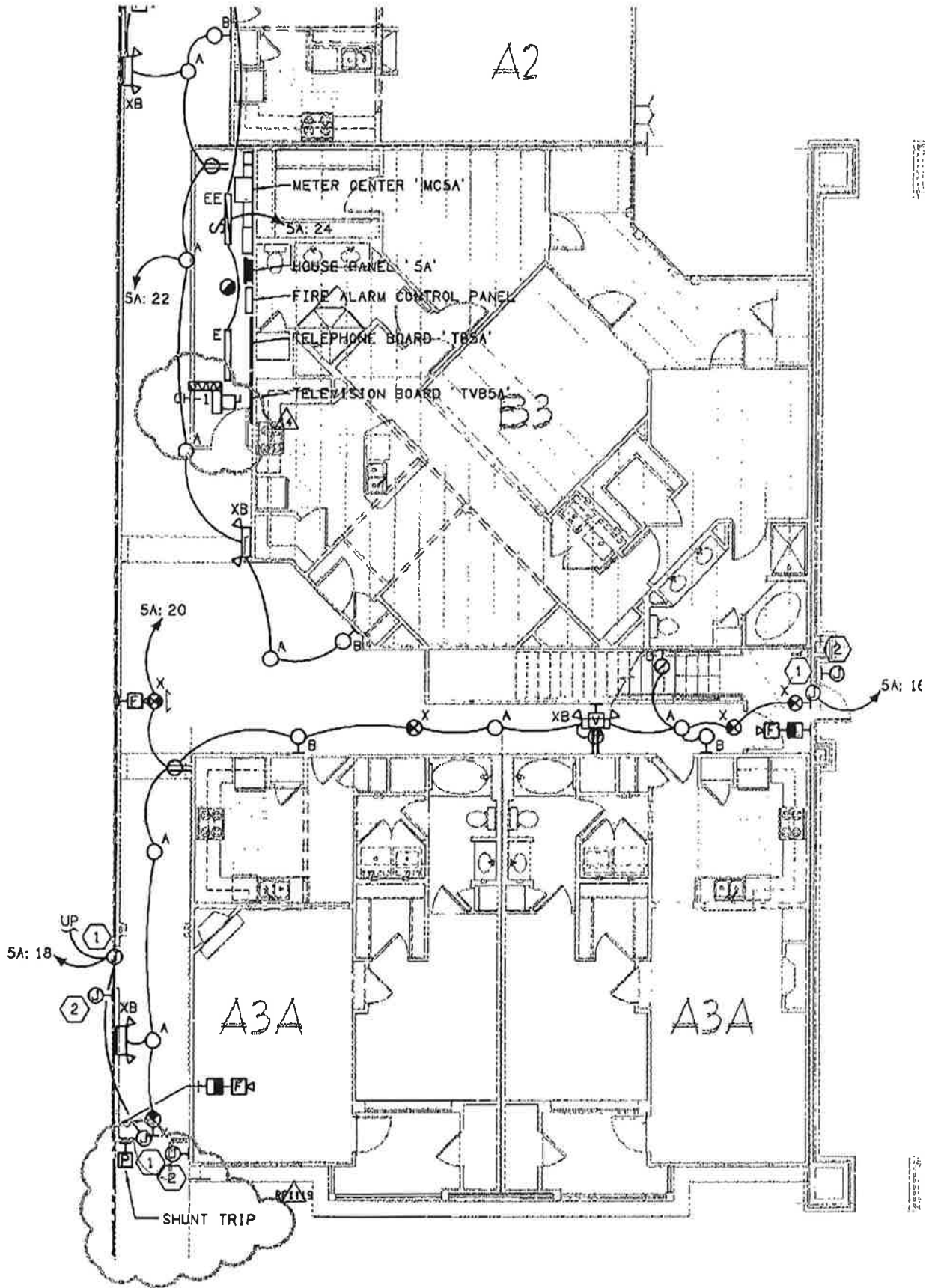


1 BUILDING 400B - LEVEL ONE ELECTRICAL PLAN  
E-01 SCALE: 1/8" = 1'-0"

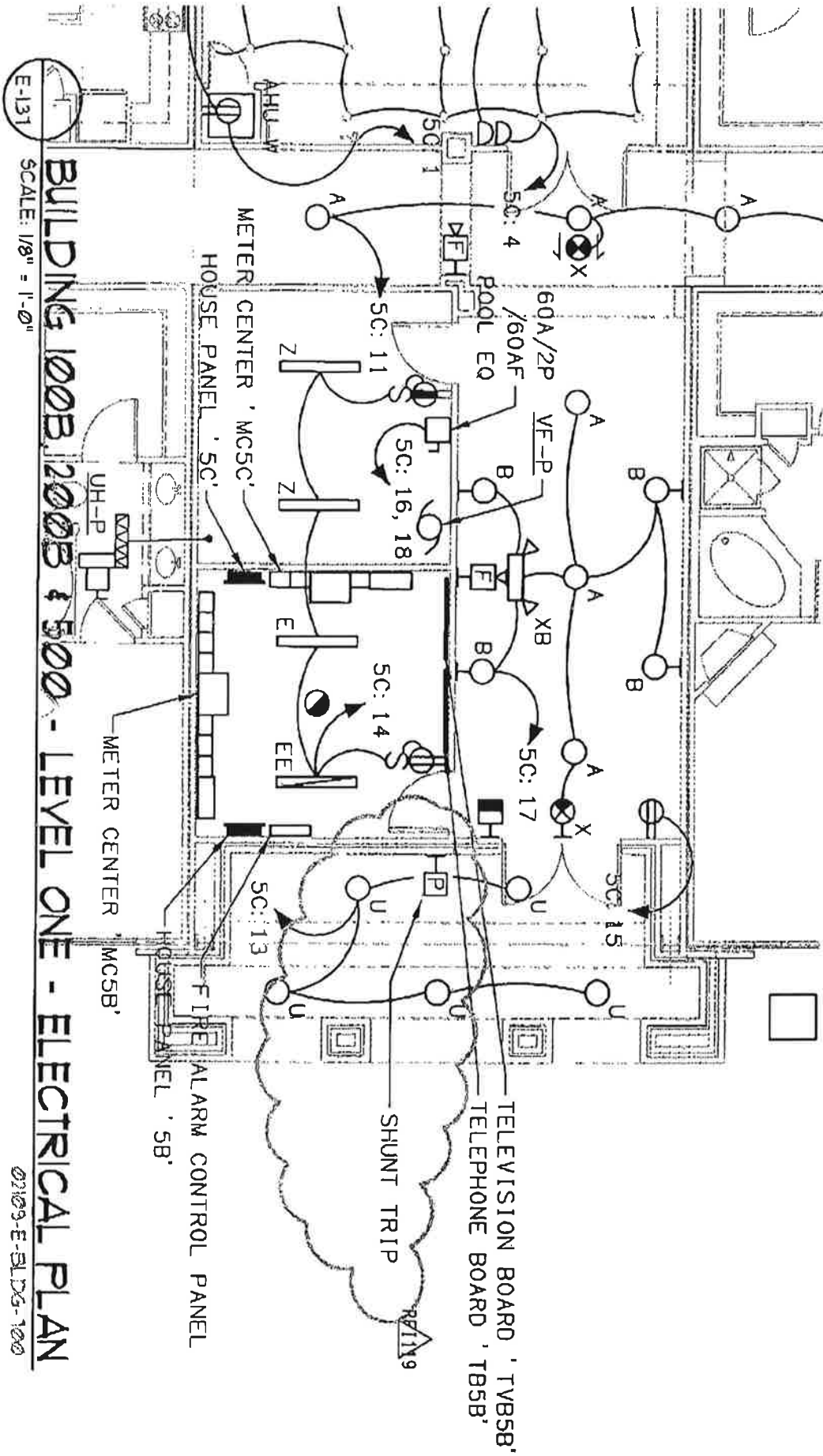
471253-E-BLDG-400B

METER CENTER  
METER  
MC-21  
HOUSE PANEL  
HP  
TELEPHONE BOARD  
TVB4B  
TELEVISION BOARD  
TVB4B  
FIRE-ALARM CONTROL PANEL



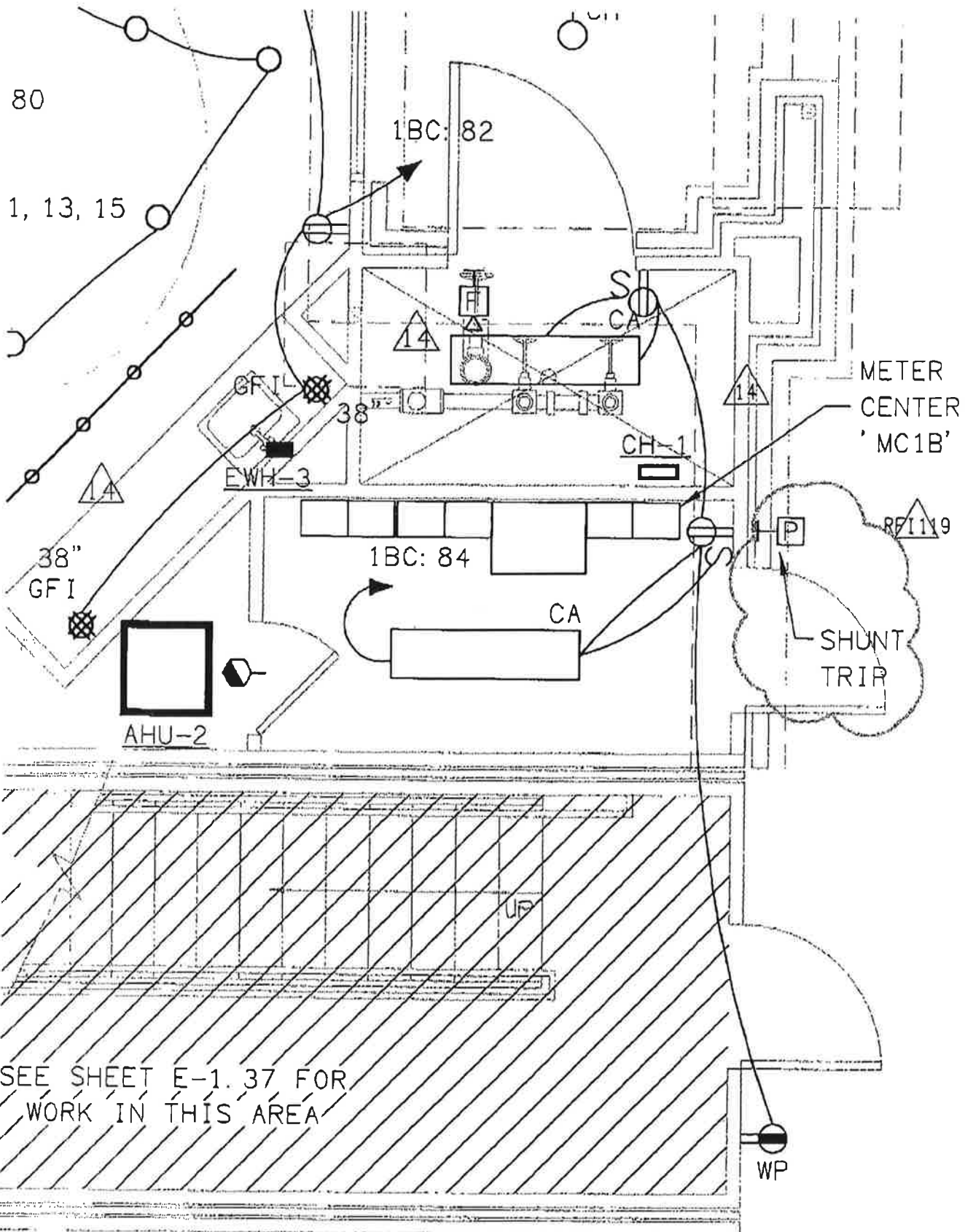



**BUILDING 500 - LEVEL ONE - ELECTRICAL PLAN**  
E-132 SCALE: 1/8" = 1'-0" 02109-E-BLDG-600




02109-E-BLDG-100







THE PRESTON PARTNERSHIP, LLC  
A MULTI-DISCIPLINARY DESIGN FIRM  
1000 ABERNATHY ROAD NE, SUITE 600  
ATLANTA, GEORGIA 30328  
TELEPHONE: 770 396 7248  
FAX: 770 396 2945  
WWW.THEPRESTONPARTNERSHIP.COM

CONSULTANT  
  
PROJECT # 02109  
KTD Consulting Engineers  
ALTAMONTE SPRINGS, FL.  
237 S. WESTMONTA DR.  
PH: 407.834.7900  
FAIRFAX, VA.  
1640 MAIN STREET  
PH: 703.338.2889  
www.ktdengineering.com

SEAL

FOR  
ARCHSTONE  
COMMUNITIES  
KENTLANDS  
HARLAND  
PROJECT  
Archstone Communities Kentlands  
Six Piedmont Center, Suite 600  
Atlanta, Georgia 30305  
404-237-9292

REVISIONS  
07/18/03 RELEASED FOR CONSTRUCTION  
07/18/03 RELEASED FOR CONSTRUCTION  
10/17/03 WSSC COMMENTS

DATE  
JOB NUMBER  
DRAWN BY  
CHECKED BY  
DRAWING TITLE

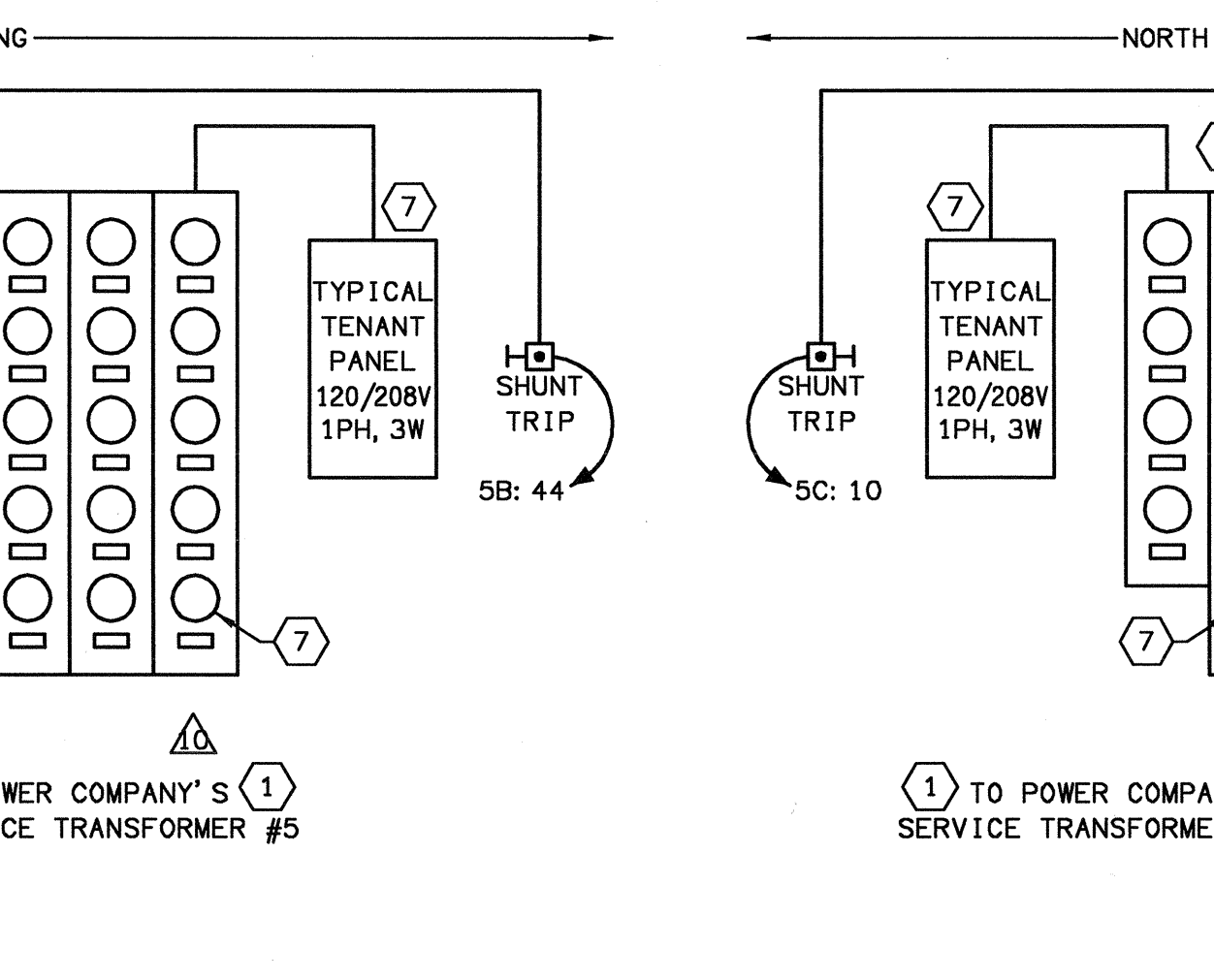
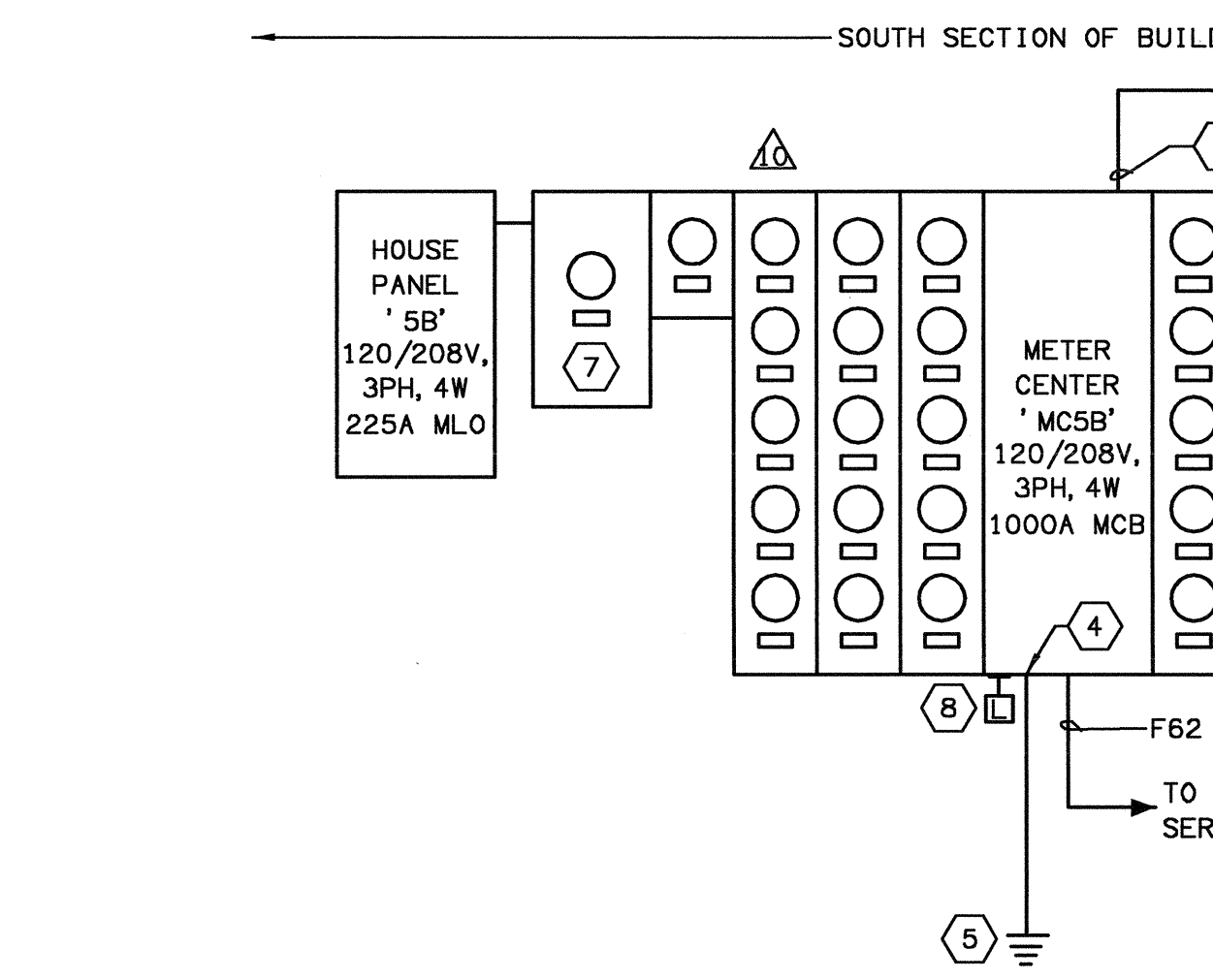
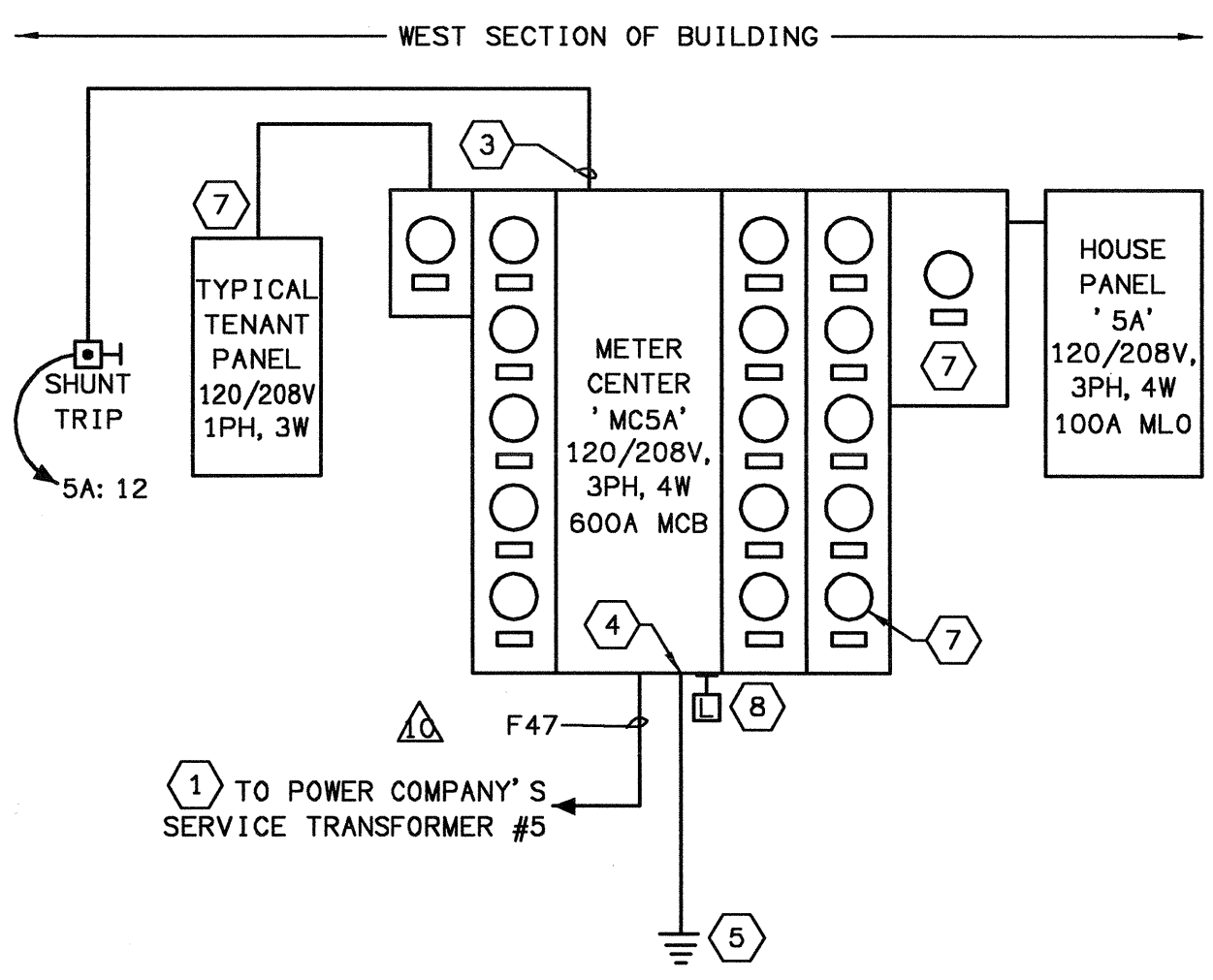
DATE 06/01/02  
JOB NUMBER 021102  
DRAWN BY MLD  
CHECKED BY MLD  
DRAWING TITLE ELECTRICAL SCHEDULES AND DETAILS

DATE 06/01/02  
JOB NUMBER 021102  
DRAWN BY MLD  
CHECKED BY MLD  
DRAWING TITLE ELECTRICAL SCHEDULES AND DETAILS

DATE 06/01/02  
JOB NUMBER 021102  
DRAWN BY MLD  
CHECKED BY MLD  
DRAWING TITLE ELECTRICAL SCHEDULES AND DETAILS

DATE 06/01/02  
JOB NUMBER 021102  
DRAWN BY MLD  
CHECKED BY MLD  
DRAWING TITLE ELECTRICAL SCHEDULES AND DETAILS

DATE 06/01/02  
JOB NUMBER 021102  
DRAWN BY MLD  
CHECKED BY MLD  
DRAWING TITLE ELECTRICAL SCHEDULES AND DETAILS  
DRAWING NUMBER E-6.2



BUILDING #500 POWER RISER DIAGRAM  
NOT TO SCALE

METER CENTER "MC1A" table with columns for unit number, unit name, and load values. Includes totals for units, house load, and overall amperage.

METER CENTER "MC1B" table with columns for unit number, unit name, and load values. Includes totals for units, house load, and overall amperage.

METER CENTER "MC2A" table with columns for unit number, unit name, and load values. Includes totals for units, house load, and overall amperage.

METER CENTER "MC2B" table with columns for unit number, unit name, and load values. Includes totals for units, house load, and overall amperage.

METER CENTER "MC3A" table with columns for unit number, unit name, and load values. Includes totals for units, house load, and overall amperage.

METER CENTER "MC3B" table with columns for unit number, unit name, and load values. Includes totals for units, house load, and overall amperage.

METER CENTER "MC4A" table with columns for unit number, unit name, and load values. Includes totals for units, house load, and overall amperage.

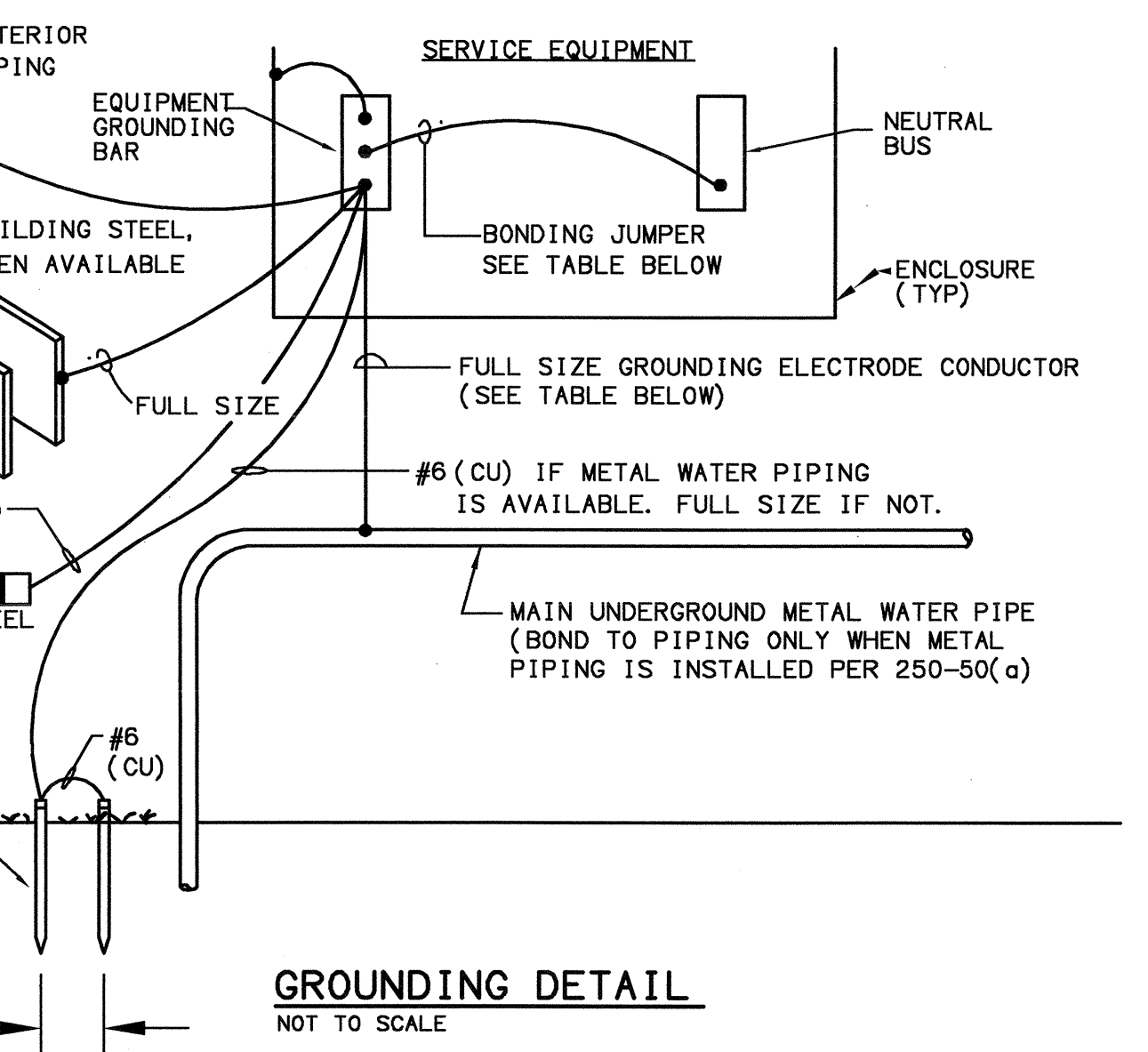
METER CENTER "MC4B" table with columns for unit number, unit name, and load values. Includes totals for units, house load, and overall amperage.

METER CENTER "MC4C" table with columns for unit number, unit name, and load values. Includes totals for units, house load, and overall amperage.

METER CENTER "MC5A" table with columns for unit number, unit name, and load values. Includes totals for units, house load, and overall amperage.

METER CENTER "MC5B" table with columns for unit number, unit name, and load values. Includes totals for units, house load, and overall amperage.

METER CENTER "MC5C" table with columns for unit number, unit name, and load values. Includes totals for units, house load, and overall amperage.




GROUNDING ELECTRODE CONDUCTOR table with columns for service size, copper conductor, aluminum conductor, and bonding jumper.



EMERGENCY POWER RISER DIAGRAM  
NOT TO SCALE





THE PRESTON PARTNERSHIP, LLC  
A MULTI-DISCIPLINARY DESIGN FIRM

1000 ABERNATHY ROAD NE, SUITE 600  
ATLANTA, GEORGIA 30328  
TELEPHONE: 770 396 7248  
FAX: 770 396 2945


WWW.THEPRESTONPARTNERSHIP.COM

CONSULTANT

Arch Stone  
Revisions

12-12-03

~~Electrical~~  
Electrical, only



PROJECT

ARCHSTONE  
KENTLANDS

MARYLAND

FOR

ARCHSTONE  
COMMUNITIES  
Six Piedmont Center, Suite 600  
Atlanta, Georgia 30305  
404-237-9292

REVISIONS

07/18/03 RELEASED FOR CONSTRUCTION  
09/15/03 AMENITY AREA REVISION

Approved  
Revisions

DATE

JOB NUMBER 0610102

DRAWN BY 021102

CHECKED BY MLD

DRAWING TITLE MLD

ELECTRICAL SITE PLAN

DRAWING NUMBER

ES-1.0

COMMENTS

### ELECTRICAL SHEET NOTES

- ① 120/208V, 3PH, 4W POWER COMPANY SERVICE TRANSFORMER. LOCATION SHOWN IS PRELIMINARY. VERIFY LOCATION WITH POWER COMPANY.
- ② FIRE ALARM TAMPER SWITCHES ON BACKFLOW PREVENTOR. SEE CIVIL PLANS FOR LOCATION.

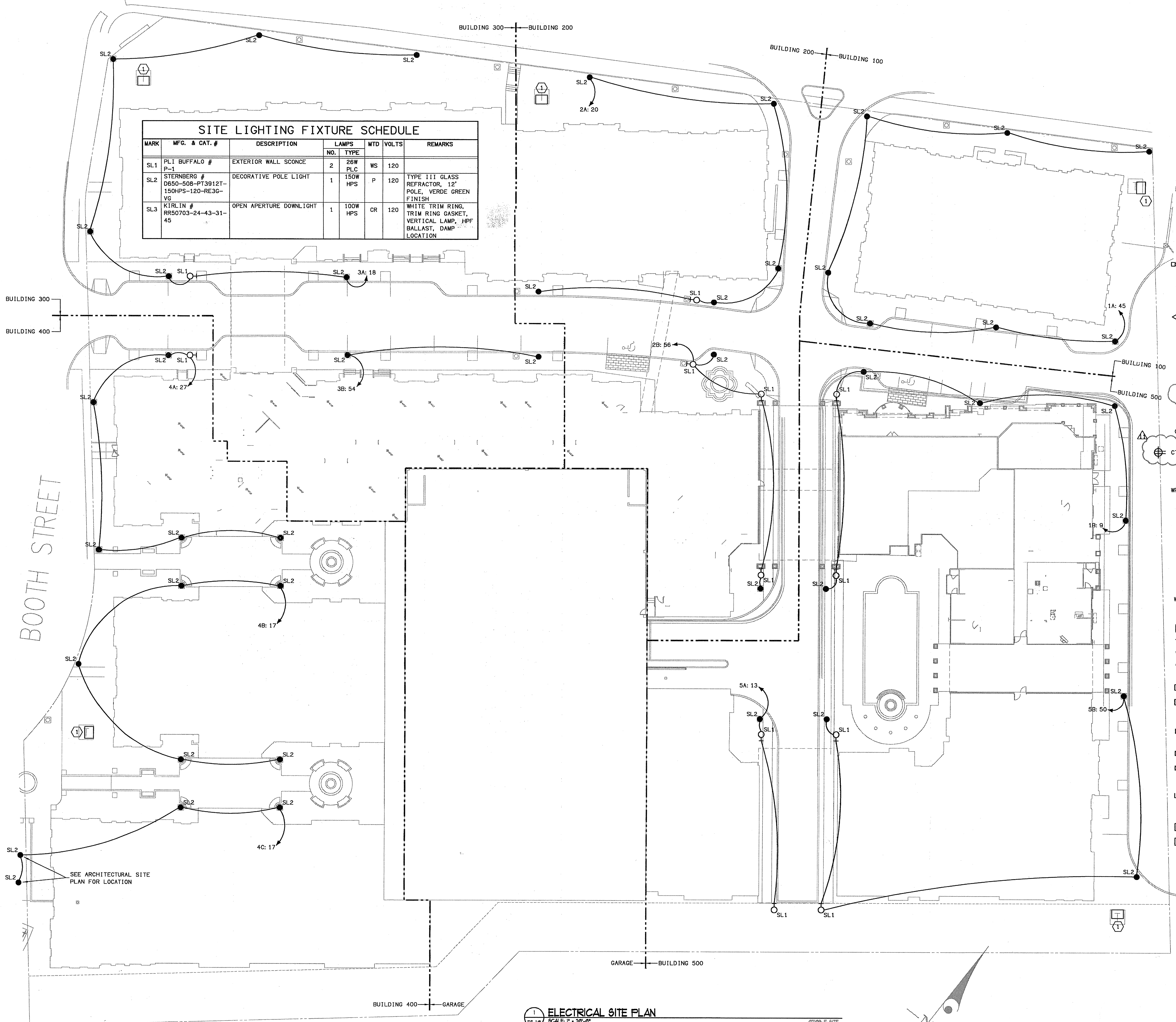
### ELECTRICAL LEGEND

- NOTE: ELECTRICAL OUTLETS OR BOXES LOCATED ON OPPOSITE SIDES OF RATED WALLS OR PARTITIONS SHALL BE SEPARATED BY A HORIZONTAL DISTANCE OF NOT LESS THAN 24 INCHES.
- FLUORESCENT FIXTURE, CEILING MOUNTED
  - LIGHTING FIXTURE, CEILING MOUNTED
  - LIGHTING FIXTURE, WALL MOUNTED
  - LIGHT TRACK WITH FIXTURES
  - ⊗ EXIT LIGHT, CEILING MOUNTED. SHADED QUADRANTS INDICATE LETTERED FACE(S)
  - ⊗ EXIT LIGHT, WALL MOUNTED. SHADED QUADRANTS INDICATE LETTERED FACE(S)
  - ⊕ EMERGENCY LIGHT WITH BATTERY PACK AND ADJUSTABLE HEADS
  - S SINGLE POLE SWITCH, MOUNTED @ 48" AFF
  - S3 THREE-WAY SWITCH, MOUNTED @ 48" AFF
  - S4 FOUR-WAY SWITCH, MOUNTED @ 48" AFF
  - D DIMMER, MOUNTED @ 48" AFF
  - OS DUAL TECHNOLOGY OCCUPANCY SENSOR
  - ⊕ DUPLEX 20A, 125V, 2P, 3W GROUNDING RECEPTACLE, MOUNTED @ 18" AFF
  - ⊕ QUAD 20A, 125V, 2P, 3W GROUNDING RECEPTACLE, MOUNTED @ 18" AFF
  - ⊕ RECEPTACLE MOUNTED ABOVE COUNTER
  - ⊕ DUPLEX 20A, 125V GROUND FAULT INTERRUPTER, MOUNTED @ 18" AFF
  - ⊕ RECEPTACLE WITH WEATHERPROOF COVER
  - ⊕ SINGLE 250V NON-LOCKING TYPE RECEPTACLE, MOUNTED @ 18" AFF
  - ⊕ FLOOR BOX WITH QUANTITY AND TYPES OF DEVICES SHOWN
  - ⊕ JUNCTION BOX, CEILING MOUNTED
  - ⊕ JUNCTION BOX, WALL MOUNTED
  - ⊕ DISCONNECT SWITCH, SIZE/POLES/FUSE
  - ⊕ TELEPHONE OUTLET, MOUNTED @ 18" AFF
  - ⊕ TELEPHONE OUTLET, MOUNTED @ 48" AFF
  - ⊕ COMBINATION VOICE/DATA SYSTEM OUTLET, MOUNTED @ 18" AFF
  - ⊕ TELEVISION OUTLET, MOUNTED @ 18" AFF
  - ⊕ EXHAUST FAN CONNECTION (FAN BY DIV. 15)
  - ⊕ PADDLE FAN
  - ⊕ PUSHBUTTON, MOUNTED @ 48" AFF
  - ⊕ FIRE ALARM CONTROL PANEL
  - ⊕ FIRE ALARM ANNUNCIATOR PANEL
  - ⊕ MANUAL FIRE ALARM PULL STATION, MOUNTED @ 48" AFF
  - ⊕ FIRE ALARM COMBINATION AUDIBLE/VISUAL DEVICE, WALL MOUNTED @ 80" AFF
  - ⊕ FIRE ALARM VISUAL DEVICE, WALL MOUNTED @ 80" AFF
  - ⊕ FIRE ALARM AUDIBLE DEVICE, WALL MOUNTED @ 80" AFF
  - ⊕ SMOKE DETECTOR, CEILING MOUNTED
  - ⊕ SMOKE DETECTOR, DUCT MOUNTED
  - ⊕ HEAT DETECTOR, CEILING MOUNTED
  - ⊕ TAMPER SWITCH
  - ⊕ FLOW SWITCH

### ABBREVIATIONS


- AFF ABOVE FINISHED FLOOR
- C CONDUIT
- CR CEILING RECESSED MOUNTED
- CS CEILING SURFACE MOUNTED
- CT DEVICE MOUNTED ABOVE COUNTERTOP
- DS DISCONNECT SWITCH
- DN DOWN
- FDS FUSED DISCONNECT SWITCH
- G GRADE MOUNTED
- GF1 GROUND FAULT INTERRUPTER
- GND GROUND
- IG ISOLATED GROUND
- JB JUNCTION BOX
- NIC NOT IN CONTRACT
- NTS NOT TO SCALE
- P POLE
- PD PENDANT MOUNTED
- PNL PANELBOARD
- Q QUADRAPLEX
- U UNIVERSAL MOUNTING
- UP DEVICE WIRED FOR PROTECTION BY UPSTREAM GF1
- W DEVICE MOUNTED AT 48"
- WP WEATHERPROOF COVERPLATE
- WR WALL RECESSED
- WS WALL SURFACE MOUNTED

SITE LIGHTING FIXTURE SCHEDULE						
MARK	MFG. & CAT. #	DESCRIPTION	LAMPS	MTD	VOLTS	REMARKS
			NO. TYPE			
SL1	PL1 BUFFALO # P-1	EXTERIOR WALL SCENCE	2 26W PL.C	WS	120	
SL2	STERNBERG # D650-508-PT3912T-150HPS-120-RE3G-VG	DECORATIVE POLE LIGHT	1 150W HPS	P	120	TYPE III GLASS REFRACTOR, 12' POLE, VERDE GREEN FINISH
SL3	KIRLIN # RRS0703-24-43-31-45	OPEN APERTURE DOWNLIGHT	1 100W HPS	CR	120	WHITE TRIM RING, TRIM RING GASKET, VERTICAL LAMP, HPF BALLAST, DAMP LOCATION



1 ELECTRICAL SITE PLAN  
SCALE: 1" = 20'-0"

01/09-E-SITE



THE PRESTON PARTNERSHIP, LLC  
A MULTI-DISCIPLINARY DESIGN FIRM

1000 ABERNATHY ROAD NE, SUITE 600  
ATLANTA, GEORGIA 30328  
TELEPHONE: 770 396 7248  
FAX: 770 396 2945

WWW.THEPRESTONPARTNERSHIP.COM


CONSULTANT



PROJECT #:  
02109  
KTD Consulting Engineers  
ALTIMONTE SPRINGS, FL.  
237 S. WESTMONTE DR.  
PH: 407.834.7500

FAIRFAX, VA.  
6840 MAIN STREET  
PH: 703.338.2889  
www.ktdengineers.com

SEAL



I CERTIFY THAT THESE DOCUMENTS WERE PREPARED OR APPROVED BY ME, AND THAT I AM A LICENSED ARCHITECT UNDER THE LAWS OF THE STATE OF MARYLAND, LICENSE NUMBER 18948 EXPIRATION DATE SEPTEMBER 5, 2004.

PROJECT

ARCHSTONE  
KENTLANDS

MARYLAND

FOR

ARCHSTONE  
COMMUNITIES  
Six Piedmont Center, Suite 600  
Atlanta, Georgia 30305  
404-237-9292

REVISIONS

07/18/03 RELEASED FOR CONSTRUCTION

DATE

06/10/02

JOB NUMBER

021108

DRAWN BY

MLD

CHECKED BY

MLD

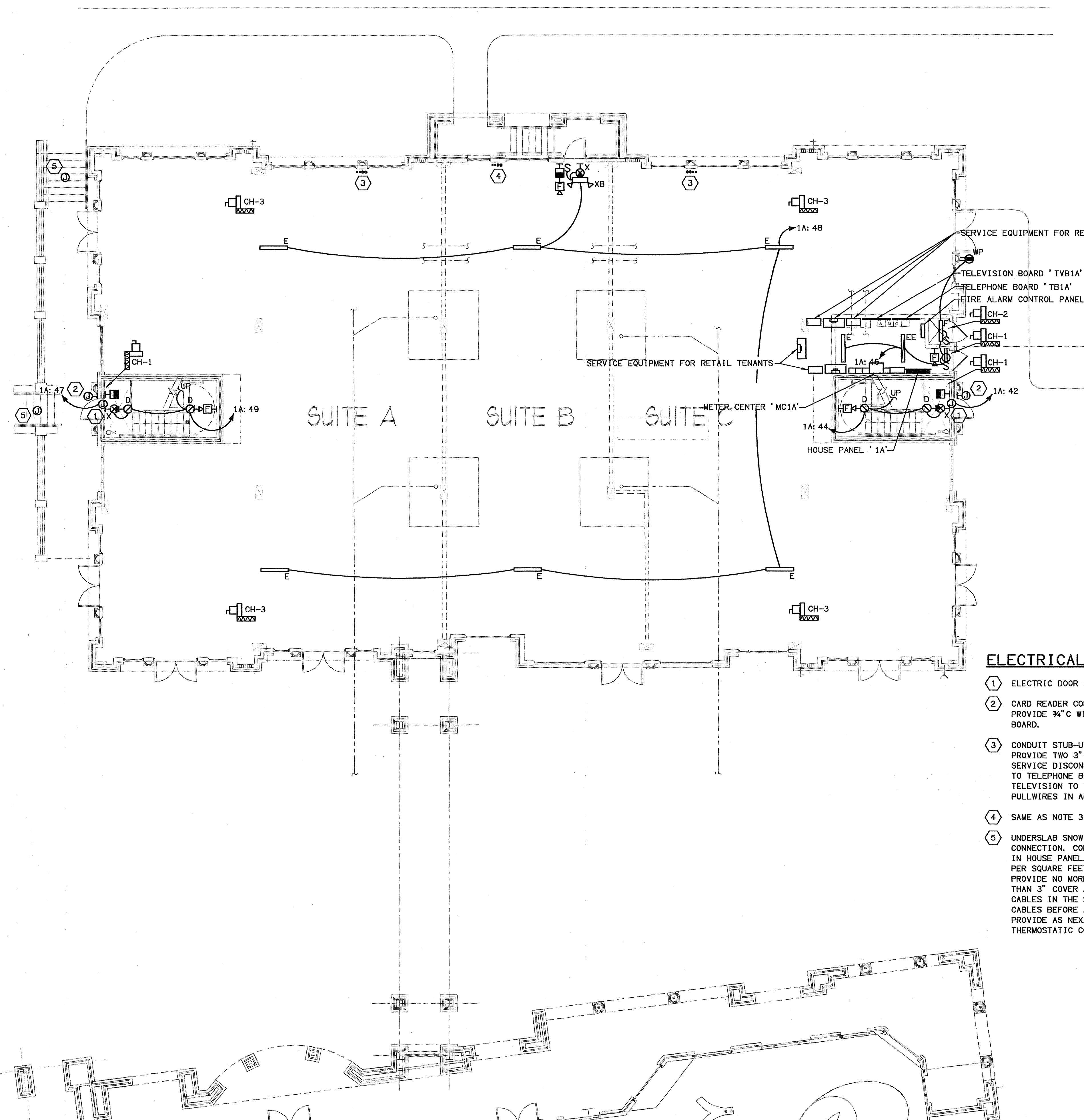
DRAWING TITLE

BUILDING 100A - LEVEL ONE  
ELECTRICAL PLAN

DRAWING NUMBER

E-1.1

COMMENTS



**ELECTRICAL SHEET NOTES**

- 1 ELECTRIC DOOR STRIKE CONNECTION.
- 2 CARD READER CONNECTION. MOUNT @ 48" AFF. PROVIDE 3/4" C WITH PULLWIRE TO TELEPHONE BOARD.
- 3 CONDUIT STUB-UPS FOR FUTURE TENANT PANELS. PROVIDE TWO 3" C FOR POWER TO TENANT SERVICE DISCONNECT, ONE 3/4" C FOR TELEPHONE TO TELEPHONE BOARD AND ONE 3/4" C FOR TELEVISION TO TELEVISION BOARD. PROVIDE PULLWIRES IN ALL CONDUITS.
- 4 SAME AS NOTE 3 EXCEPT ONE 3" C FOR POWER.
- 5 UNDERSLAB SNOW AND ICE MELTING SYSTEM CONNECTION. CONNECT TO DEDICATED CIRCUIT IN HOUSE PANEL. PROVIDE AT 55 WATTS PER SQUARE FEET FOR THE STAIRS ONLY. PROVIDE NO MORE THAN 2" COVER AND NO LESS THAN 3" COVER ABOVE ELECTRIC HEATING CABLES IN THE STAIR TREADS. TEST THE CABLES BEFORE AND AFTER STAIR POUR. PROVIDE AS NEXANS OR APPROVED EQUAL WITH THERMOSTATIC CONTROL.

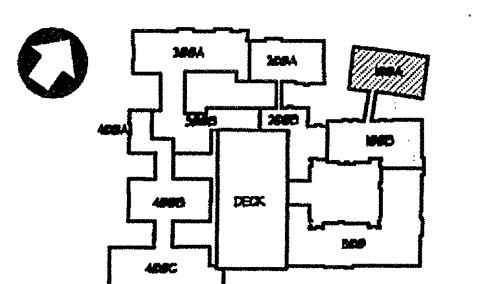
**BUILDING 100A - LEVEL ONE - ELECTRICAL PLAN**  
SCALE: 1/8" = 1'-0"  
07/18/03-E-BLDG-100


**DISCONNECT SCHEDULE**

DESIGNATION	LOAD	VOLTAGE/PHASE	DISCONNECT SIZE	PANEL/CIRCUIT	NOTE
CH-1 #1	2.5	208/1	30A/2P/20AF	1A: 20, 22	-
CH-1 #2	2.5	208/1	30A/2P/20AF	1A: 19, 21	-
CH-1 #3	2.5	208/1	30A/2P/20AF	1A: 16, 18	-
CH-2	0.8	120/1	30A/1P/15AF	1A: 14	-
CH-3 #1	5.7	208/1	60A/2P/40AF	1A: 28, 30	-
CH-3 #2	5.7	208/1	60A/2P/40AF	1A: 27, 29	-
CH-3 #3	5.7	208/1	60A/2P/40AF	1A: 24, 26	-
CH-3 #4	5.7	208/1	60A/2P/40AF	1A: 23, 25	-
FACP	0.5	120/1	NONE	1A: 40	-
TELEPHONE BOARD	0.4	120/1	NONE	1A: 34	-
TELEVISION BOARD	0.4	120/1	NONE	1A: 36	-

NOTES:

**KEY PLAN**






THE PRESTON PARTNERSHIP, LLC  
A MULTI-DISCIPLINARY DESIGN FIRM

1000 ABERNATHY ROAD NE, SUITE 600  
ATLANTA, GEORGIA 30328  
TELEPHONE: 770 396 7248  
FAX: 770 396 2945


WWW.THEPRESTONPARTNERSHIP.COM

CONSULTANT



PROJECT #:  
02109  
KTD Consulting Engineers  
ALTAMONTE SPRINGS, FL.  
237 S. WESTMONTE DR.  
PH: 407.834.7900  
FAIRFAX, VA.  
9840 MAIN STREET  
PH: 703.338.2889  
www.ktdengineers.com

REAL



I CERTIFY THAT THESE DOCUMENTS WERE PREPARED OR APPROVED BY ME  
AND THAT I AM A DULY LICENSED ARCHITECT UNDER THE LAWS OF THE STATE OF  
MARYLAND, LICENSE NUMBER 8848 EXPIRATION DATE SEPTEMBER 1, 2004.

PROJECT

ARCHSTONE  
KENTLANDS

MARYLAND

FOR

ARCHSTONE  
COMMUNITIES  
Six Piedmont Center, Suite 600  
Atlanta, Georgia 30305  
404-237-9292

REVISIONS

07/18/03 RELEASED FOR CONSTRUCTION

DATE

06/10/02

JOB NUMBER

021109

DRAWN BY

MLD

CHECKED BY

MLD

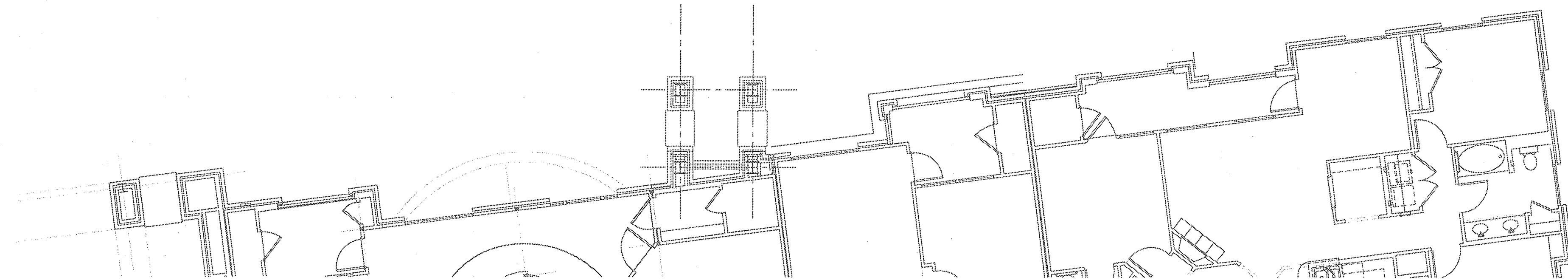
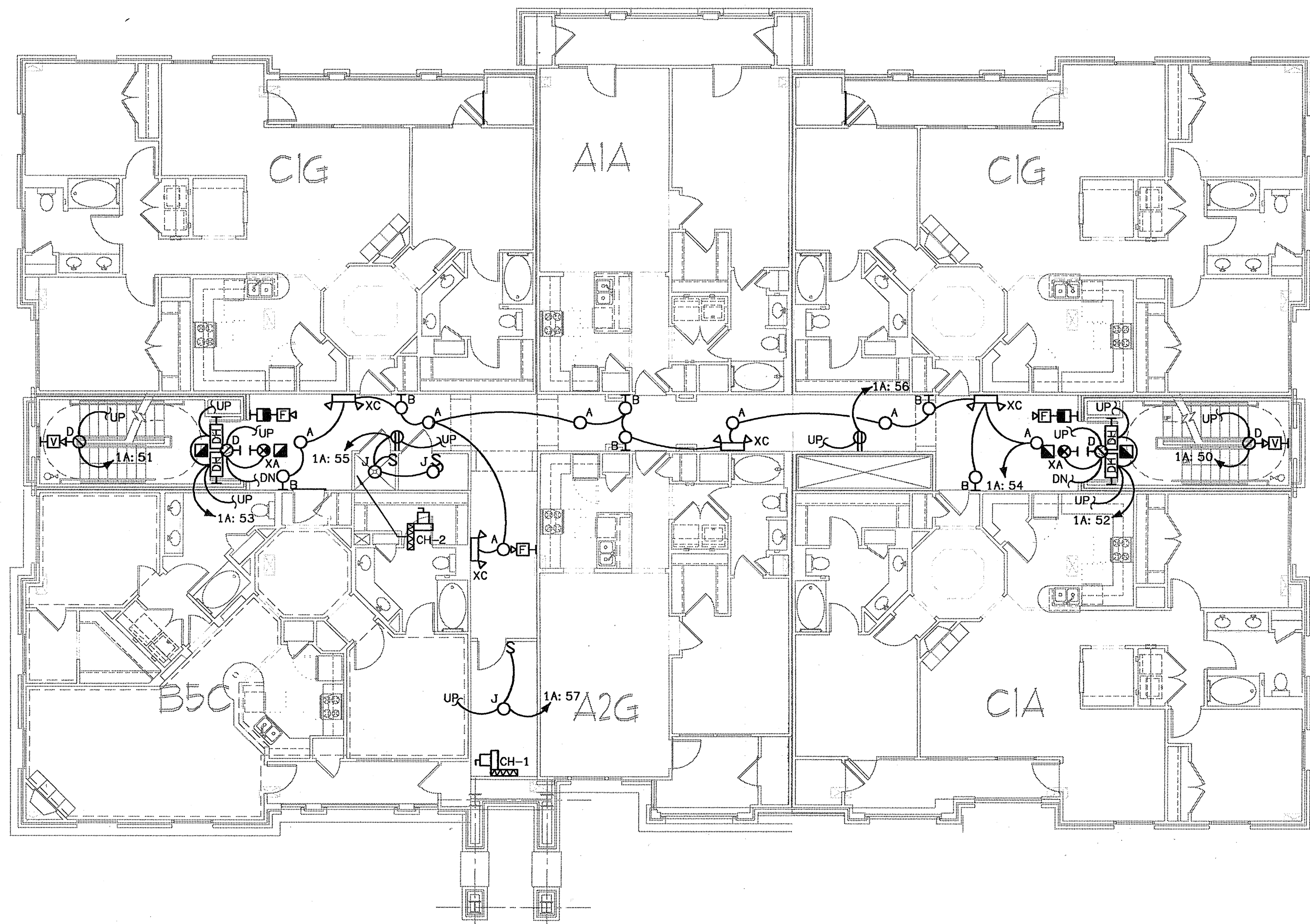
DRAWING TITLE

BUILDING 100A - LEVEL TWO  
ELECTRICAL PLAN

DRAWING NUMBER

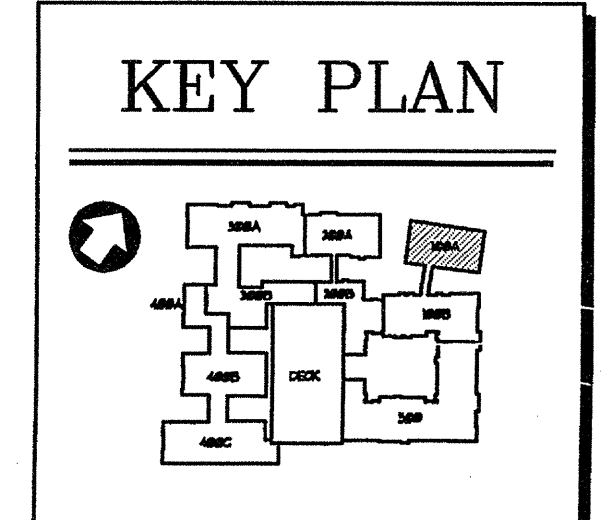
E-12

COMMENTS

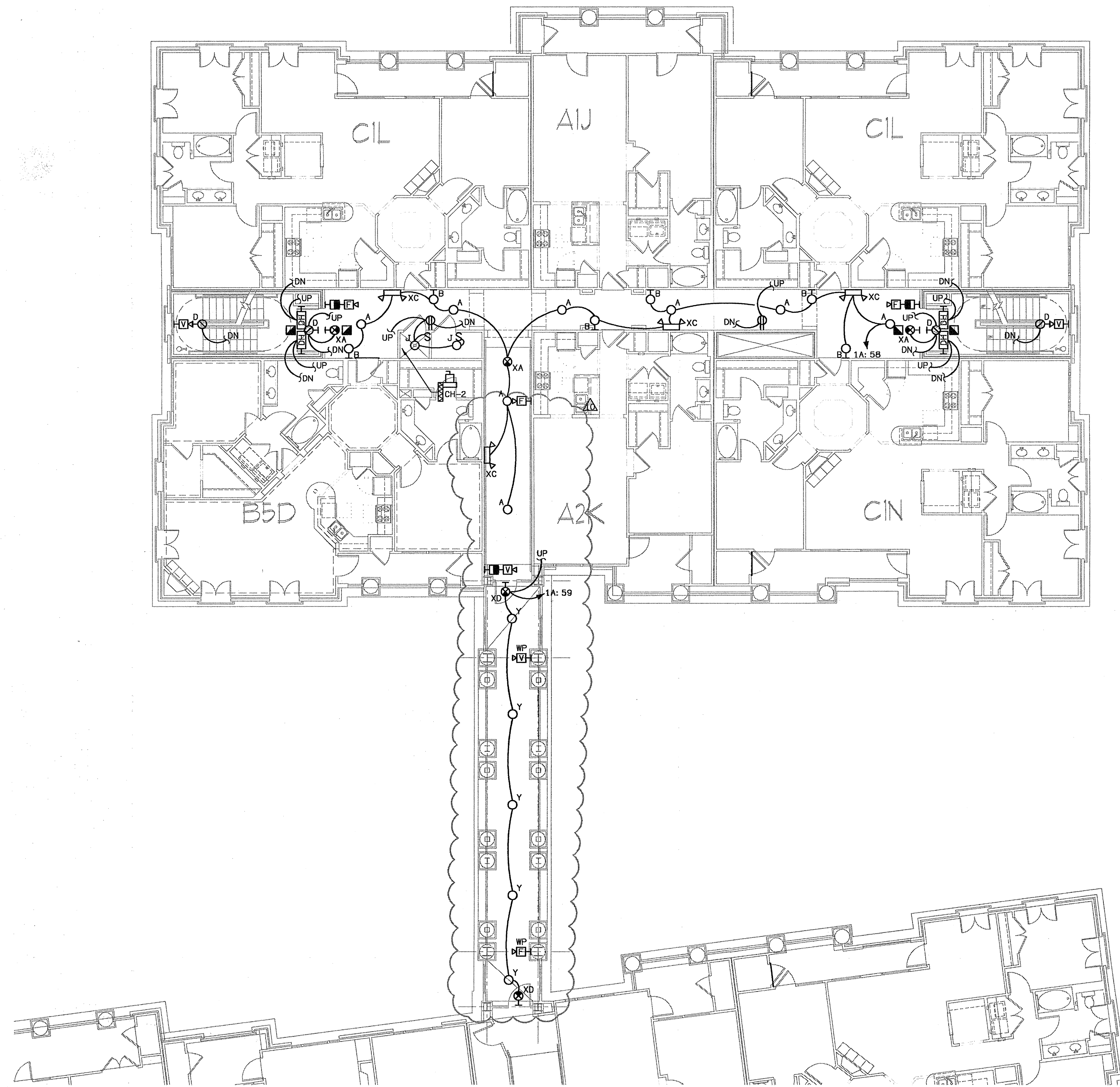


1 BUILDING 100A - LEVEL TWO - ELECTRICAL PLAN  
SCALE: 1/8" = 1'-0"  
07/03-E-BLDG-100

DISCONNECT SCHEDULE					
DESIGNATION	LOAD	VOLTAGE/ PHASE	DISCONNECT SIZE	PANEL/CIRCUIT	NOTE
CH-1	2.5	208/1	30A/2P/20AF	1A: 15, 17	-
CH-2	0.8	120/1	30A/1P/15AF	1A: 13	-
NOTES:					


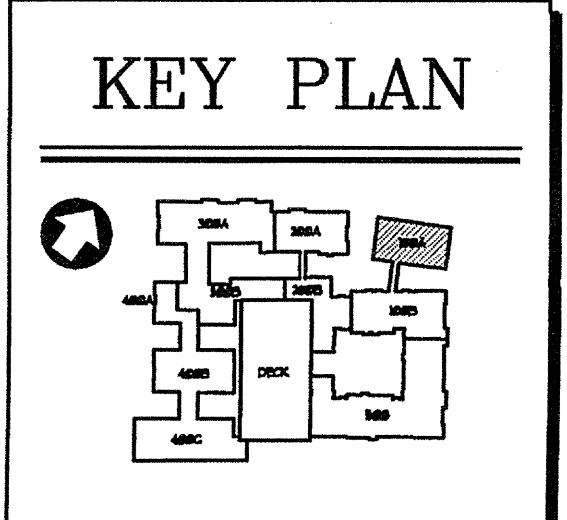







**BUILDING 100A - LEVEL THREE - ELECTRICAL PLAN**  
 SCALE: 1/8" = 1'-0" 07/03-E-BLDG-100

DISCONNECT SCHEDULE					
DESIGNATION	LOAD	VOLTAGE/ PHASE	DISCONNECT SIZE	PANEL/CIRCUIT	NOTE
CH-2	0.8	120/1	30A/1P/15AF	1A: 12	-
NOTES:					



**THE PRESTON PARTNERSHIP, LLC**  
 A MULTI-DISCIPLINARY DESIGN FIRM  
 1000 ABERNATHY ROAD NE, SUITE 600  
 ATLANTA, GEORGIA 30328  
 TELEPHONE: 770 396 7248  
 FAX: 770 396 2945  
 WWW.THEPRESTONPARTNERSHIP.COM

**CONSULTANT**  
  
 PROJECT # 02109  
**KTD Consulting Engineers**  
 ALTAMONTE SPRINGS, FL  
 237 S. WESTMONTE DR.  
 PH: 407 834 7600  
 FAIRFAX, VA.  
 9840 MAIN STREET  
 PH: 703 338 2899  
 www.ktdengineers.com



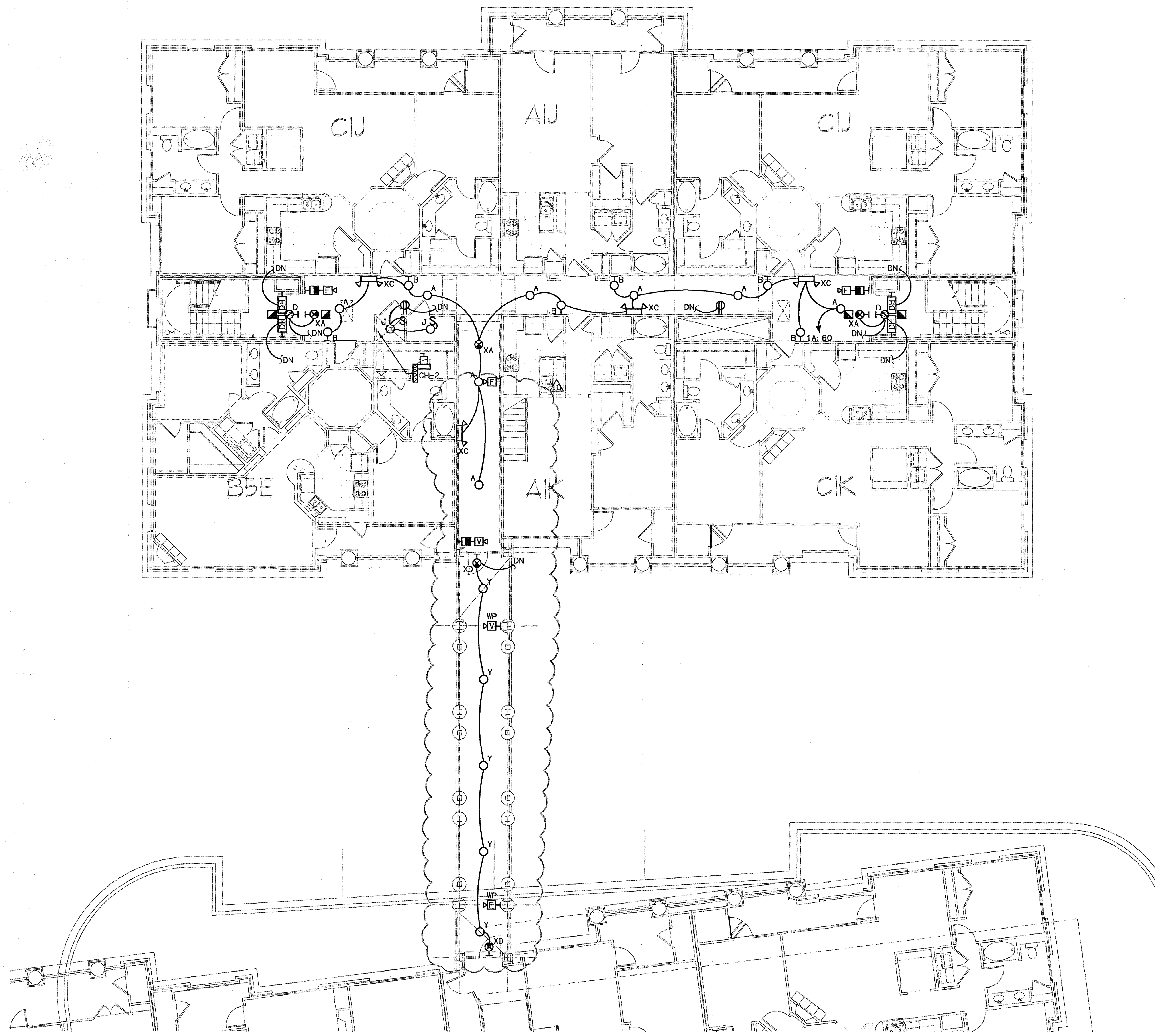
I CERTIFY THAT THESE DOCUMENTS WERE PREPARED OR APPROVED BY ME AND THAT I AM A duly LICENSED ARCHITECT UNDER THE LAWS OF THE STATE OF MARYLAND LICENSE NUMBER 0006 EXPIRATION DATE SEPTEMBER 5, 2007

**PROJECT**  
 ARCHSTONE  
 KENTLANDS  
 MARYLAND

**FOR**  
  
 ARCHSTONE  
 COMMUNITIES  
 Six Piedmont Center, Suite 600  
 Atlanta, Georgia 30305  
 404-237-9292


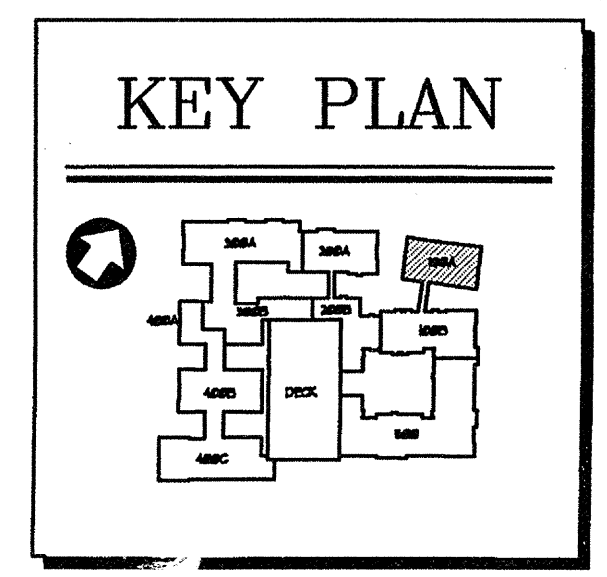
**REVISIONS**  
 07/18/03 RELEASED FOR CONSTRUCTION  
 10/07/18/03 RELEASED FOR CONSTRUCTION

**DATE** 06/10/02  
**JOB NUMBER** 021108  
**DRAWN BY** MLD  
**CHECKED BY** MLD  
**DRAWING TITLE** BUILDING 100A - LEVEL THREE ELECTRICAL PLAN  
**DRAWING NUMBER** E-13  
**COMMENTS**




**BUILDING 100A - LEVEL FOUR - ELECTRICAL PLAN**  
 SCALE: 1/8" = 1'-0" 01803-E-BLDG-100

DISCONNECT SCHEDULE					
DESIGNATION	LOAD	VOLTAGE/PHASE	DISCONNECT SIZE	PANEL/CIRCUIT	NOTE
CH-2	0.8	120/1	30A/1P/15AF	1A: 11	-
NOTES:					



**THE PRESTON PARTNERSHIP, LLC**  
 A MULTI-DISCIPLINARY DESIGN FIRM  
 1000 ABERNATHY ROAD NE, SUITE 600  
 ATLANTA, GEORGIA 30328  
 TELEPHONE: 770 396 7248  
 FAX: 770 396 2945  
 WWW.THEPRESTONPARTNERSHIP.COM

**CONSULTANT**  
 PROJECT # 02109  
**KTD Consulting Engineers**  
 ALTAMONTE SPRINGS, FL.  
 237 S. WESTMONTE DR.  
 PH: 407.834.7900  
 FAIRFAX, VA.  
 9640 MAIN STREET  
 PH: 703.338.2889  
 www.ktdengineers.com



I CERTIFY THAT THESE DOCUMENTS WERE PREPARED OR APPROVED BY ME, AND THAT I AM A LICENSED PROFESSIONAL ENGINEER UNDER THE LAWS OF THE STATE OF MARYLAND. LICENSE NUMBER: 8848 EXPIRATION DATE: SEPTEMBER 3, 2004.

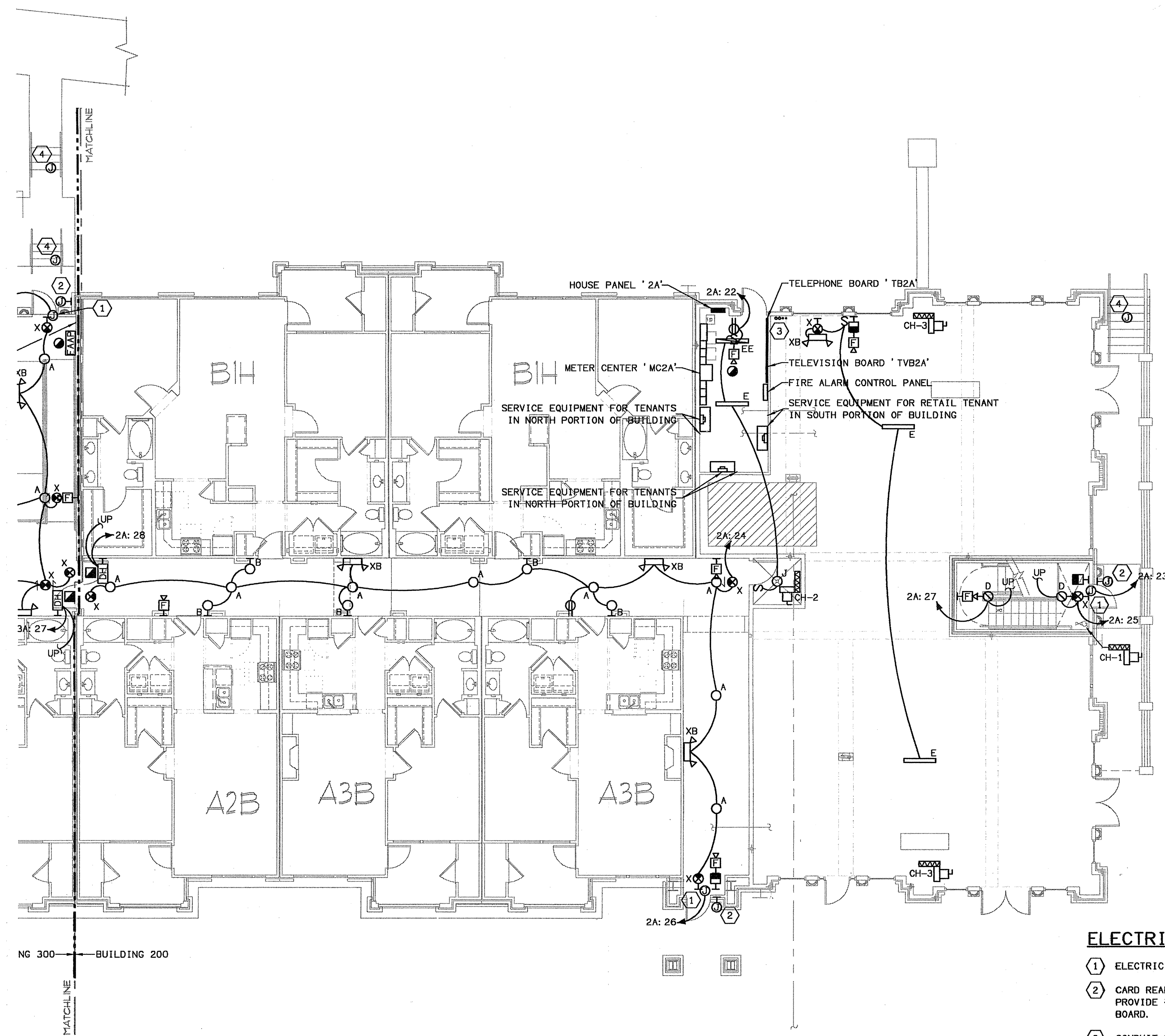
**PROJECT**  
 ARCHSTONE  
 KENTLANDS  
 MARYLAND

**FOR**  
**ARCHSTONE**  
 COMMUNITIES  
 Six Piedmont Center, Suite 600  
 Atlanta, Georgia 30305  
 404-237-9292

**REVISIONS**  
 07/18/03 RELEASED FOR CONSTRUCTION  
 07/18/03 RELEASED FOR CONSTRUCTION

**DATE** 06/10/02  
**JOB NUMBER** 021108  
**DRAWN BY** MLD  
**CHECKED BY** MLD  
**DRAWING TITLE** BUILDING 100A - LEVEL FOUR ELECTRICAL PLAN  
**DRAWING NUMBER** E-1.4  
**COMMENTS**

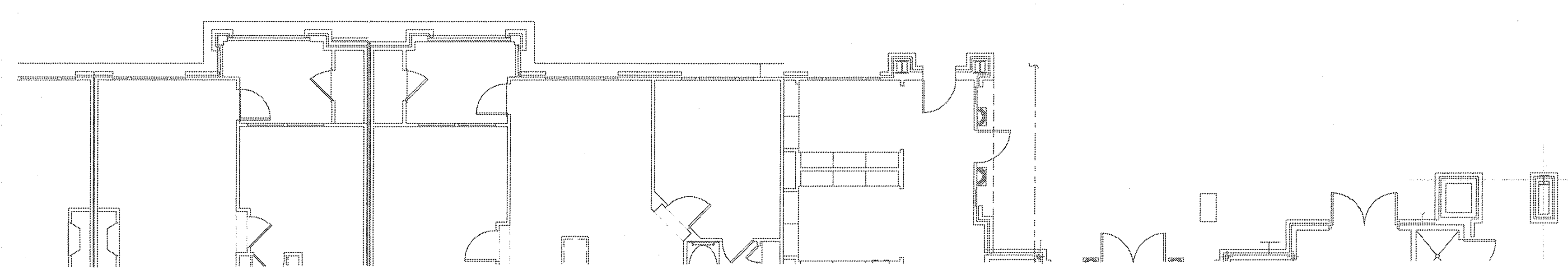




NG 300 BUILDING 200

**ELECTRICAL SHEET NOTES**


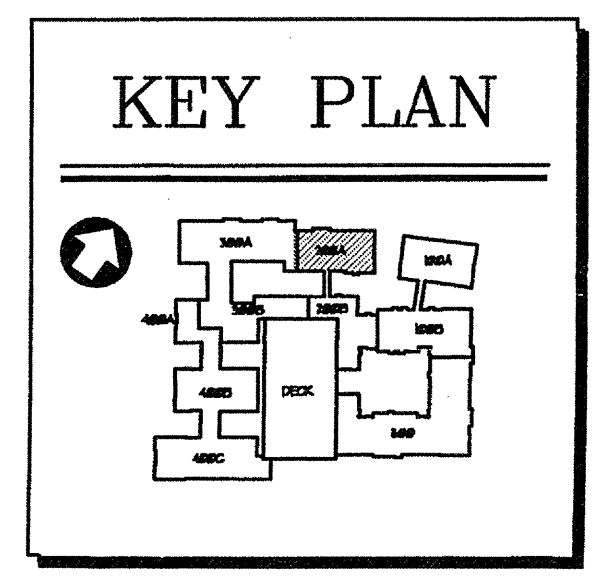
- ① ELECTRIC DOOR STRIKE CONNECTION.
- ② CARD READER CONNECTION. MOUNT @ 48" AFF. PROVIDE 3/4" C WITH PULLWIRE TO TELEPHONE BOARD.
- ③ CONDUIT STUB-UPS FOR FUTURE TENANT PANELS. PROVIDE TWO 3" C FOR POWER TO TENANT SERVICE DISCONNECT, ONE 3/4" C FOR TELEPHONE TO TELEPHONE BOARD AND ONE 3/4" C FOR TELEVISION TO TELEVISION BOARD. PROVIDE PULLWIRES IN ALL CONDUITS.
- ④ UNDERSLAB SNOW AND ICE MELTING SYSTEM CONNECTION. CONNECT TO DEDICATED CIRCUIT IN HOUSE PANEL. PROVIDE AT 55 WATTS PER SQUARE FEET FOR THE STAIRS ONLY. PROVIDE NO MORE THAN 2" COVER AND NO LESS THAN 3" COVER ABOVE ELECTRIC HEATING CABLES IN THE STAIR TREADS. TEST THE CABLES BEFORE AND AFTER STAIR POUR. PROVIDE AS NEXANS OR APPROVED EQUAL WITH THERMOSTATIC CONTROL.



**BUILDING 200A - LEVEL ONE - ELECTRICAL PLAN**  
SCALE: 1/8" = 1'-0"  
02109-E-BLDG-200


DISCONNECT SCHEDULE					
DESIGNATION	LOAD	VOLTAGE/ PHASE	DISCONNECT SIZE	PANEL/CIRCUIT	NOTE
CH-1	2.5	208/1	30A/2P/20AF	2A: 36, 38	-
CH-2	0.8	120/1	30A/1P/15AF	2A: 34	-
CH-3 #1	5.7	208/1	60A/2P/40AF	2A: 40, 42	-
CH-3 #2	5.7	208/1	60A/2P/40AF	2A: 39, 41	-
FACP	0.5	120/1	NONE	2A: 18	-
TELEPHONE BOARD	0.4	120/1	NONE	2A: 12	-
TELEVISION BOARD	0.4	120/1	NONE	2A: 14	-

NOTES:



**THE PRESTON PARTNERSHIP, LLC**  
A MULTI-DISCIPLINARY DESIGN FIRM  
1000 ABERNATHY ROAD NE, SUITE 600  
ATLANTA, GEORGIA 30328  
TELEPHONE: 770 396 7248  
FAX: 770 396 2945  
WWW.THEPRESTONPARTNERSHIP.COM

**CONSULTANT**  
PROJECT #: 02109  
**KTD Consulting Engineers**  
ALTIMONTE SPRINGS, FL.  
237 S. WESTMONTE DR.  
PH: 407 834 7900  
FAIRFAX, VA.  
9840 MAIN STREET  
PH: 703 338 2689  
www.ktdengineers.com



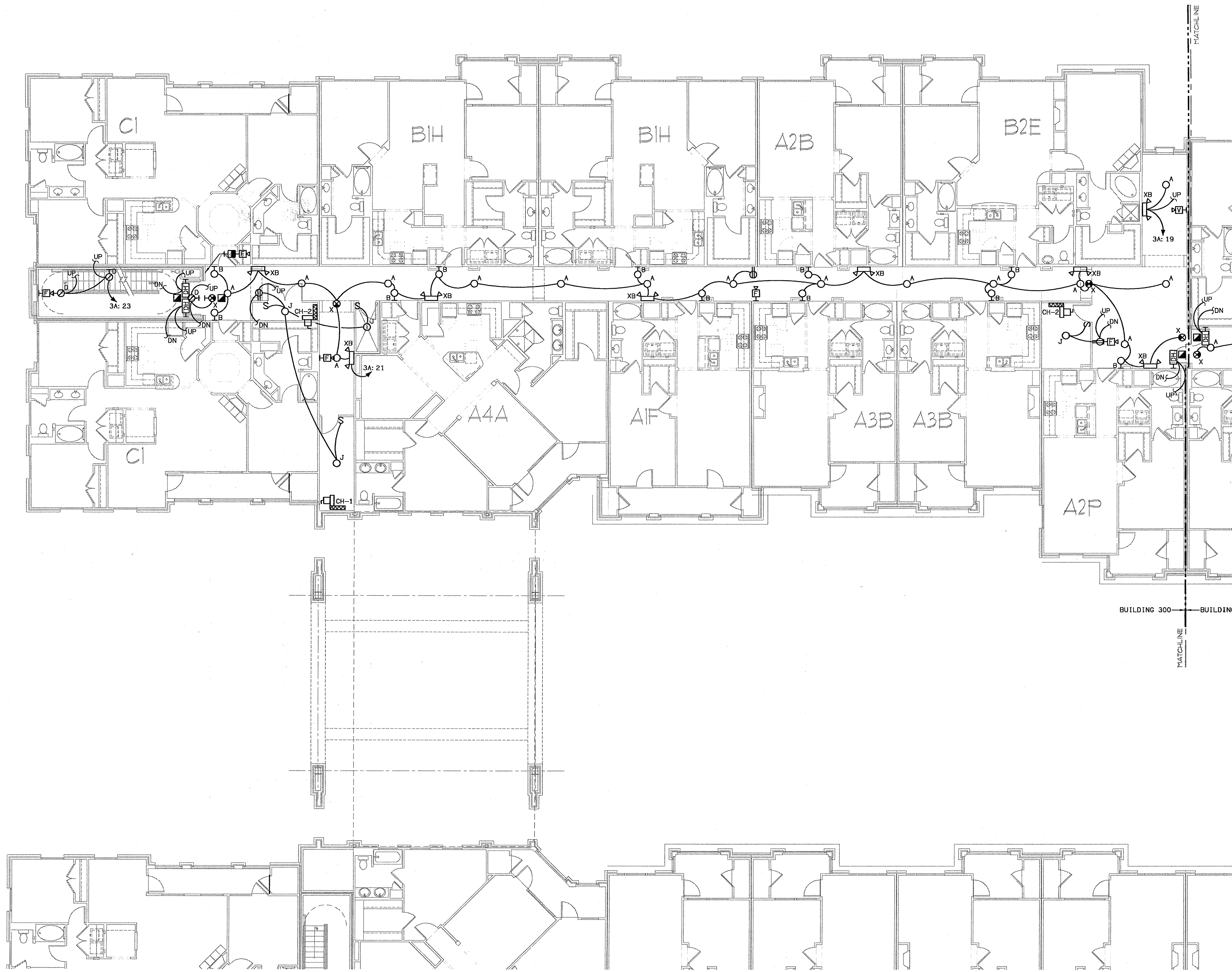
I CERTIFY THAT THESE DOCUMENTS WERE PREPARED OR APPROVED BY ME AND THAT I AM DULY LICENSED ARCHITECT UNDER THE LAWS OF THE STATE OF MARYLAND LICENSE NUMBER 1894 EXPIRATION DATE SEPTEMBER 8, 2008.

**PROJECT**  
**ARCHSTONE**  
**KENTLANDS**  
MARYLAND

**FOR**  
**ARCHSTONE**  
**COMMUNITIES**  
Six Piedmont Center, Suite 600  
Atlanta, Georgia 30305  
404-237-9292

**REVISIONS**  
07/18/03 RELEASED FOR CONSTRUCTION


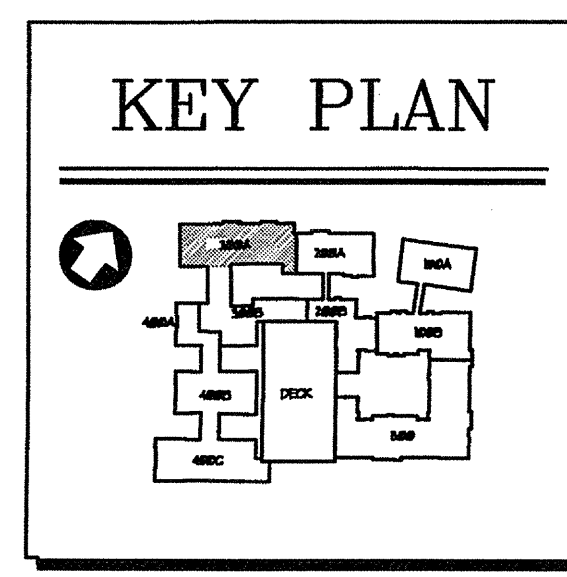
**DATE** 06/10/02  
**JOB NUMBER** 021109  
**DRAWN BY** MLD  
**CHECKED BY** MLD  
**DRAWING TITLE** BUILDING 200A - LEVEL ONE ELECTRICAL PLAN  
**DRAWING NUMBER** E-1.7  
**COMMENTS**



**BUILDING 300A - LEVEL TWO - ELECTRICAL PLAN**  
 SCALE: 1/8" = 1'-0" 02103-E-BLDG-100


DISCONNECT SCHEDULE					
DESIGNATION	LOAD	VOLTAGE/PHASE	DISCONNECT SIZE	PANEL/CIRCUIT	NOTE
CH-1	2.5	208/1	30A/2P/20AF	3A: 39, 41	-
CH-2 #1	0.8	120/1	30A/1P/1SAF	3A: 37	-
CH-2 #2	0.8	120/1	30A/1P/1SAF	3A: 36	-

NOTES:



**THE PRESTON PARTNERSHIP, LLC**  
 A MULTI-DISCIPLINARY DESIGN FIRM  
 1000 ABERNATHY ROAD NE, SUITE 600  
 ATLANTA, GEORGIA 30328  
 TELEPHONE: 770 396 7248  
 FAX: 770 396 2945  
 WWW.THEPRESTONPARTNERSHIP.COM

**CONSULTANT**  
  
**KTD Consulting Engineers**  
 ALTAMONTE SPRINGS, FL  
 237 S. WESTMONTE DR.  
 PH: 407.834.7900  
 FAIRFAX, VA  
 9840 MAIN STREET  
 PH: 703.338.2889  
 www.ktdengineers.com



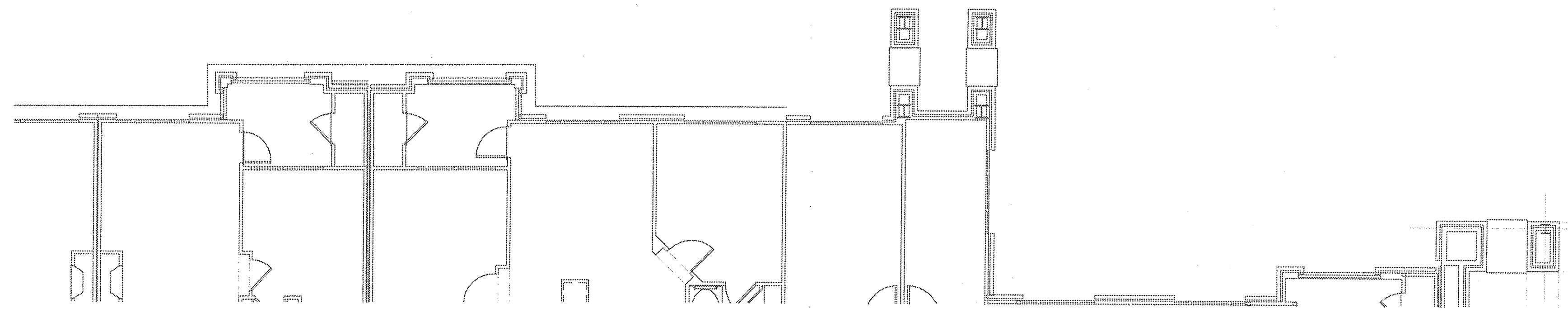
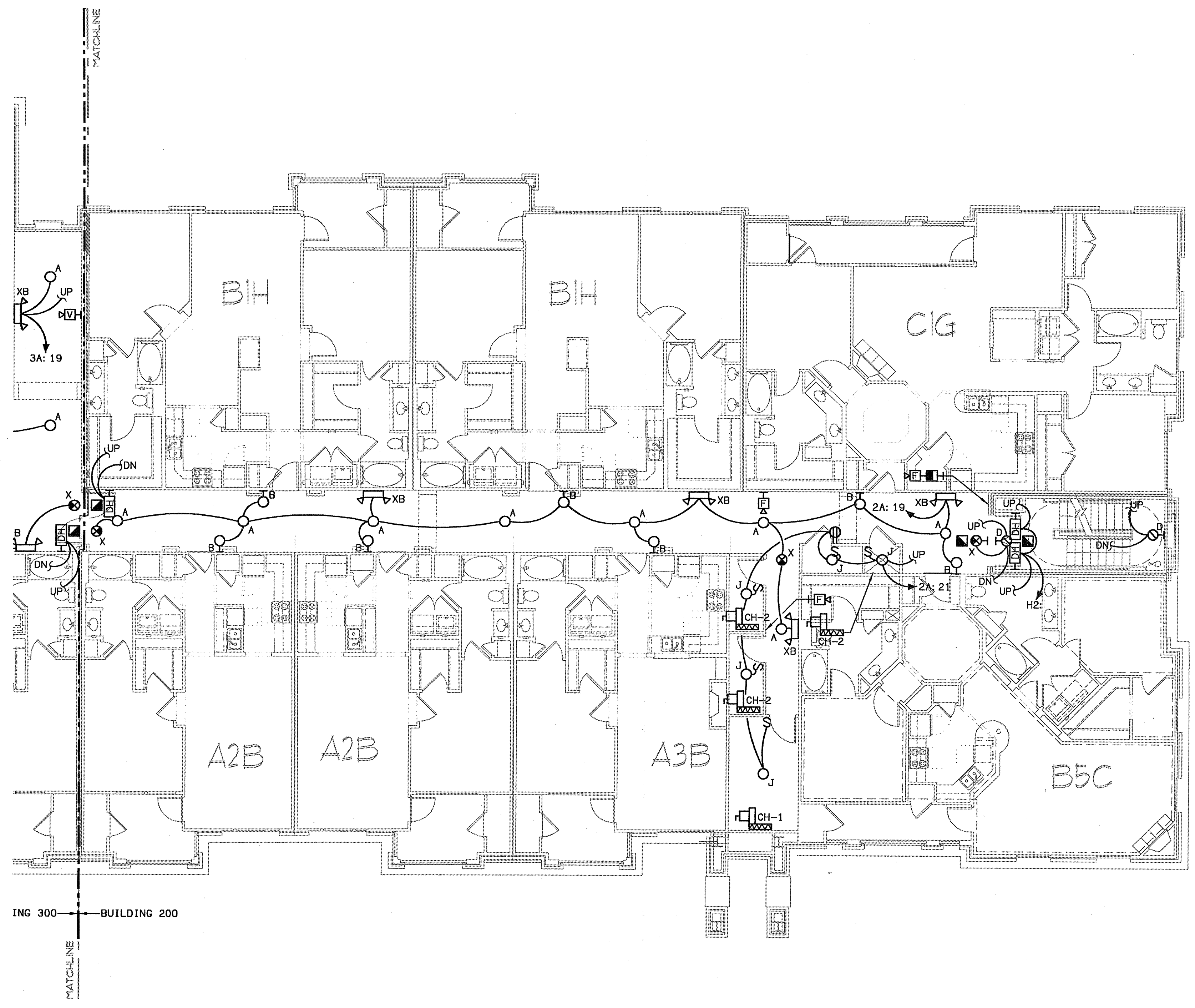
I HEREBY CERTIFY THAT THESE DOCUMENTS WERE PREPARED OR APPROVED BY ME AND THAT I AM DULY LICENSED ARCHITECT UNDER THE LAWS OF THE STATE OF MARYLAND, LICENSE NUMBER 9848 EXPIRATION DATE SEPTEMBER 3, 2004

**PROJECT**  
 ARCHSTONE  
 KENTLANDS  
 MARYLAND

**FOR**  
  
**ARCHSTONE**  
 COMMUNITIES  
 Six Piedmont Center, Suite 600  
 Atlanta, Georgia 30305  
 404-237-9292

**REVISIONS**  
 07/18/03 RELEASED FOR CONSTRUCTION


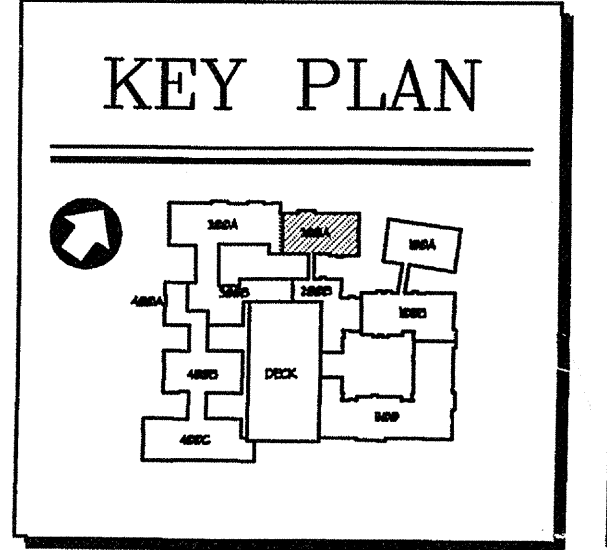
DATE	JOB NUMBER	DRAWN BY	CHECKED BY	DRAWING TITLE	DRAWING NUMBER	COMMENTS
06/10/02	021100	MLD	MLD	BUILDING 300A - LEVEL TWO ELECTRICAL PLAN	E-18	



**1** BUILDING 200A - LEVEL TWO - ELECTRICAL PLAN  
 E-19 SCALE: 1/8" = 1'-0" 02/10/08 E-BLDG-200


DISCONNECT SCHEDULE					
DESIGNATION	LOAD	VOLTAGE/ PHASE	DISCONNECT SIZE	PANEL/CIRCUIT	NOTE
CH-1	2.5	208/1	30A/2P/20AF	2A: 35, 37	-
CH-2 #1	0.8	120/1	30A/1P/15AF	2A: 33	-
CH-2 #2	0.8	120/1	30A/1P/15AF	2A: 32	-
CH-2 #3	0.8	120/1	30A/1P/15AF	2A: 31	-

NOTES:



**THE PRESTON PARTNERSHIP, LLC**  
 A MULTI-DISCIPLINARY DESIGN FIRM  
 1000 ABERNATHY ROAD NE, SUITE 600  
 ATLANTA, GEORGIA 30328  
 TELEPHONE: 770 396 7248  
 FAX: 770 396 2945  
 WWW.THEPRESTONPARTNERSHIP.COM

**CONSULTANT**  
  
**KTD Consulting Engineers**  
 ALTAMONTE SPRINGS, FL.  
 237 S. WESTMONTE DR.  
 FT. #14-824-7500  
 FAIRFAX, VA.  
 9840 MAIN STREET  
 PH: 703-358-2889  
 www.ktdengineers.com



I CERTIFY THAT THESE DOCUMENTS WERE PREPARED OR APPROVED BY ME, AND THAT I AM A LICENSED ARCHITECT UNDER THE LAWS OF THE STATE OF MARYLAND. LICENSE NUMBER: 00841504 (DATE: 04/12/2007)

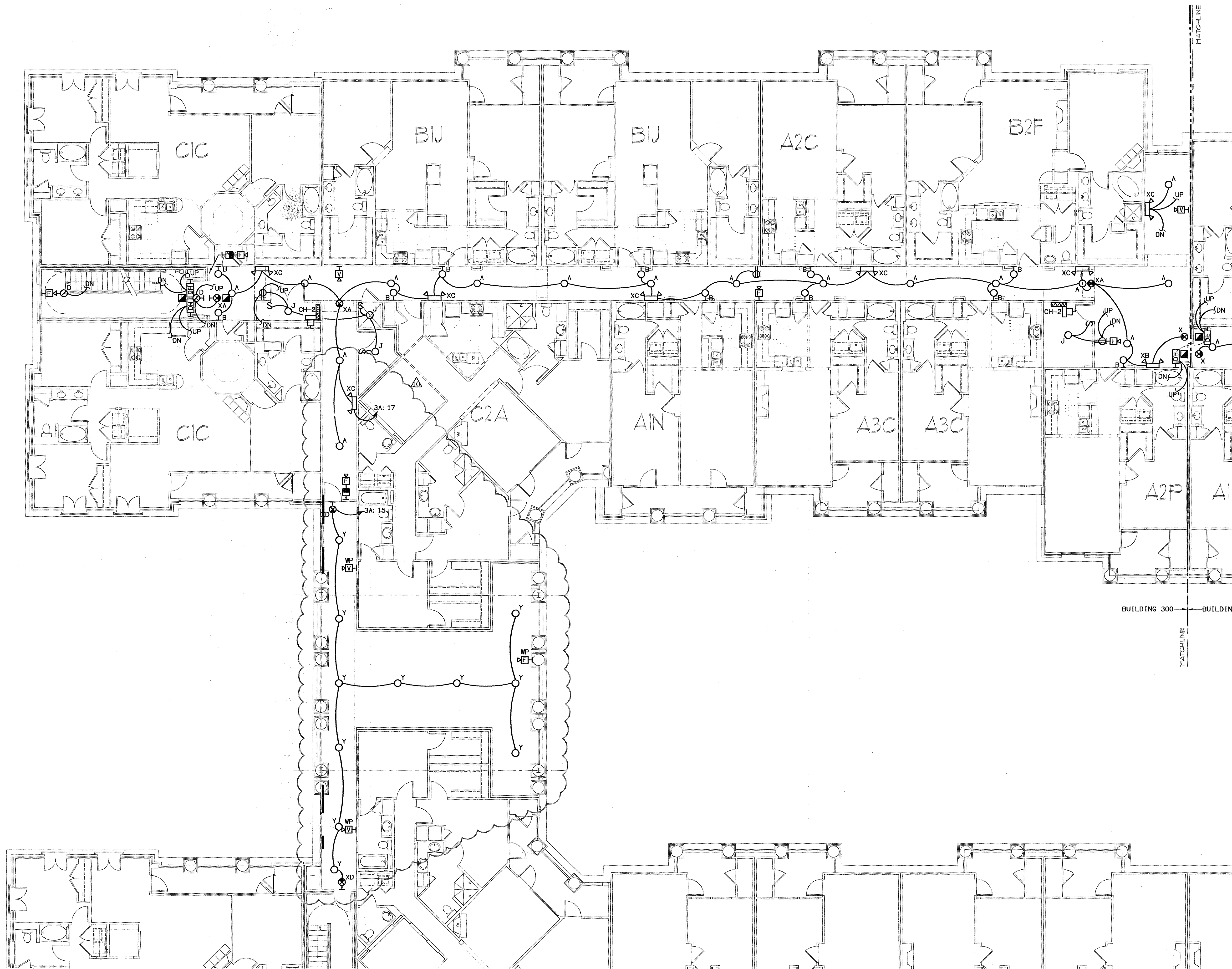
**PROJECT**  
 ARCHSTONE  
 KENTLANDS  
 MARYLAND

**FOR**  
  
**ARCHSTONE COMMUNITIES**  
 Six Piedmont Center, Suite 600  
 Atlanta, Georgia 30305  
 404-237-9292

**REVISIONS**  
 07/18/03 RELEASED FOR CONSTRUCTION

**DATE** 06/10/08  
**JOB NUMBER** 021108  
**DRAWN BY** HLD  
**CHECKED BY** HLD  
**DRAWING TITLE** BUILDING 200A - LEVEL TWO ELECTRICAL PLAN  
**DRAWING NUMBER** E-19


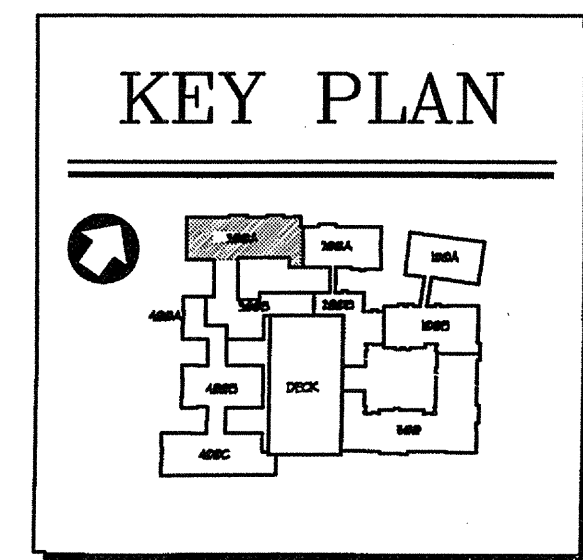
**COMMENTS**



**1** BUILDING 300A - LEVEL THREE - ELECTRICAL PLAN  
 E-110 SCALE: 1/8" = 1'-0" 071079-2-BLDG-700


DISCONNECT SCHEDULE					
DESIGNATION	LOAD	VOLTAGE/ PHASE	DISCONNECT SIZE	PANEL/CIRCUIT	NOTE
CH-2 #1	0.8	120/1	30A/1P/15AF	3A: 35	-
CH-2 #2	0.8	120/1	30A/1P/15AF	3A: 34	-

NOTES:




THE PRESTON PARTNERSHIP, LLC  
 A MULTI-DISCIPLINARY DESIGN FIRM  
 1000 ABERNATHY ROAD NE, SUITE 600  
 ATLANTA, GEORGIA 30328  
 TELEPHONE: 770 396 7248  
 FAX: 770 396 2945  
 WWW.THEPRESTONPARTNERSHIP.COM

CONSULTANT  
 PROJECT # 02109  
 KTD Consulting Engineers  
 ALTAMONTE SPRINGS, FL.  
 237 S. WESTMONTE DR.  
 PH: 407.834.7500  
 FAIRFAX, VA.  
 1640 MAIN STREET  
 PH: 703.338.2889 www.ktdeng.com



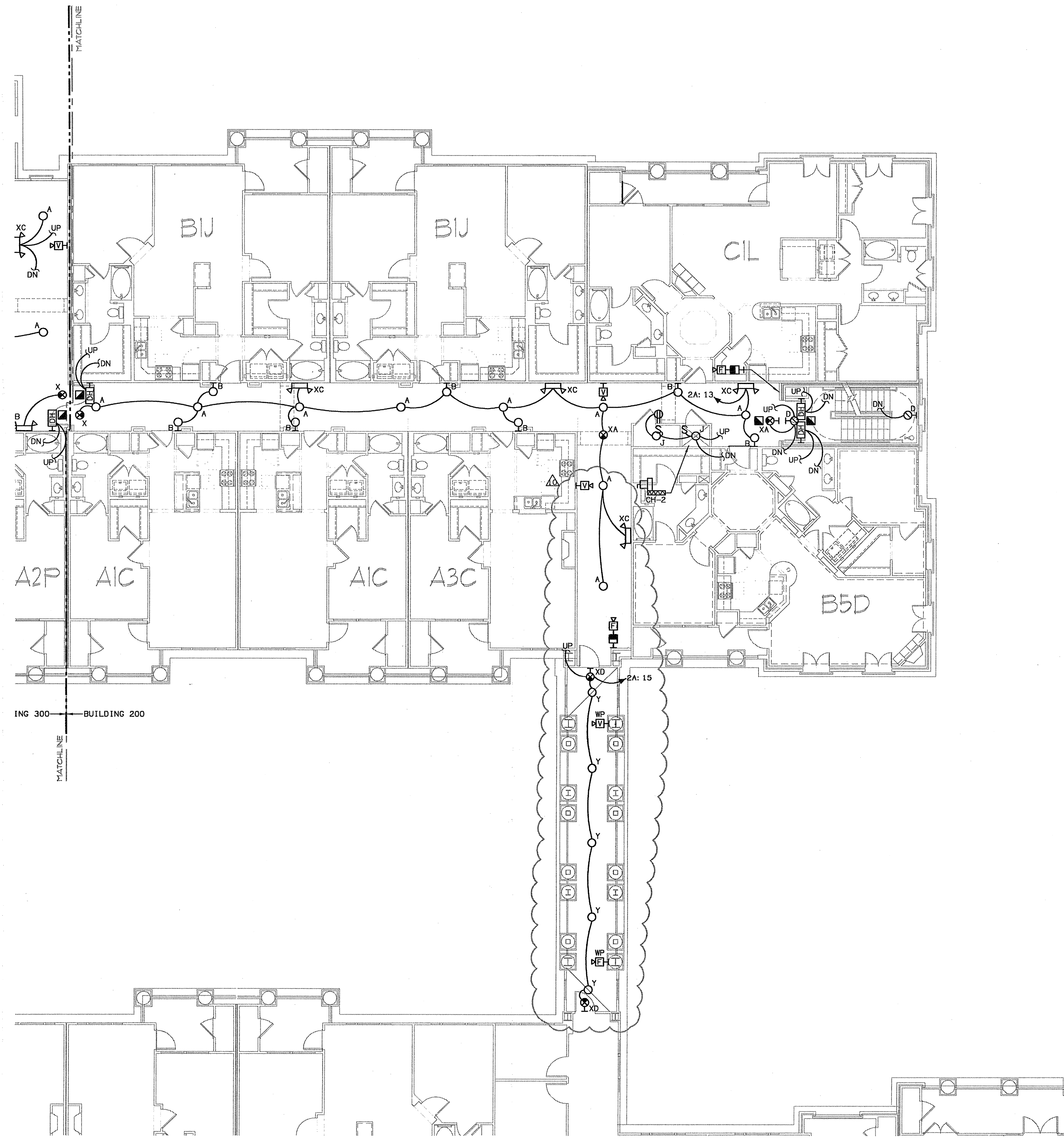
I CERTIFY THAT THESE DOCUMENTS WERE PREPARED OR APPROVED BY ME, AND THAT I AM A LICENSED PROFESSIONAL ENGINEER UNDER THE LAWS OF THE STATE OF MARYLAND. LICENSE NUMBER 1848 EXPIRATION DATE SEPTEMBER 3, 2004.

PROJECT  
 ARCHSTONE  
 KENTLANDS  
 MARYLAND

FOR  
  
 ARCHSTONE  
 COMMUNITIES  
 Six Piedmont Center, Suite 600  
 Atlanta, Georgia 30305  
 404-237-9292


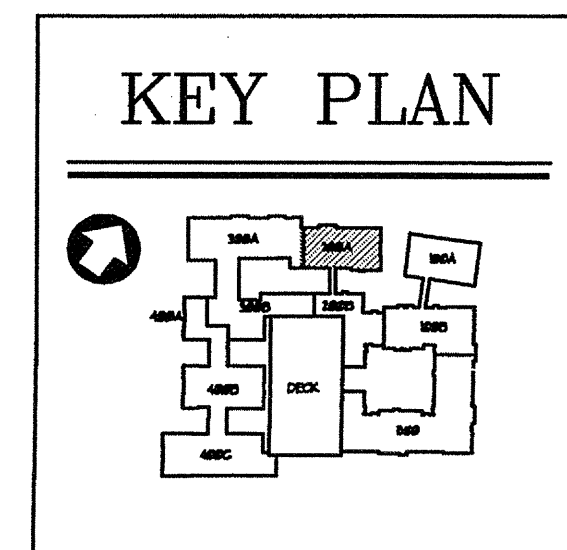
REVISIONS  
 07/18/03 RELEASED FOR CONSTRUCTION  
 07/18/03 RELEASED FOR CONSTRUCTION

DATE: 06/10/02  
 JOB NUMBER: 021122  
 DRAWN BY: MLD  
 CHECKED BY: MLD  
 DRAWING TITLE: BUILDING 300A - LEVEL THREE ELECTRICAL PLAN  
 DRAWING NUMBER: E-110  
 COMMENTS:




**BUILDING 200A - LEVEL THREE - ELECTRICAL PLAN**  
 E-11 SCALE: 1/8" = 1'-0" ©2003 E-BLDG-100

DISCONNECT SCHEDULE					
DESIGNATION	LOAD	VOLTAGE/ PHASE	DISCONNECT SIZE	PANEL/CIRCUIT	NOTE
CH-2	0.8	120/1	30A/1P/15AF	2A: 30	-
NOTES:					



**THE PRESTON PARTNERSHIP, LLC**  
 A MULTI-DISCIPLINARY DESIGN FIRM  
 1000 ABERNATHY ROAD NE, SUITE 600  
 ATLANTA, GEORGIA 30328  
 TELEPHONE: 770 396 7248  
 FAX: 770 396 2945  
 WWW.THEPRESTONPARTNERSHIP.COM

**CONSULTANT**  
  
 PROJECT # 02109  
**KTD Consulting Engineers**  
 ALTAMONTE SPRINGS, FL.  
 237 S. WFTMONTE DR.  
 PH: 407.634.7600  
 FAIRFAX, VA.  
 9840 MAIN STREET  
 PH: 703.338.2889  
 www.ktdengineers.com



I CERTIFY THAT THESE DOCUMENTS WERE PREPARED OR APPROVED BY ME, AND THAT I AM DULY LICENSED ARCHITECT UNDER THE LAWS OF THE STATE OF MARYLAND. LICENSE NUMBER: 0004 EXPIRATION DATE: SEPTEMBER 8, 2004.

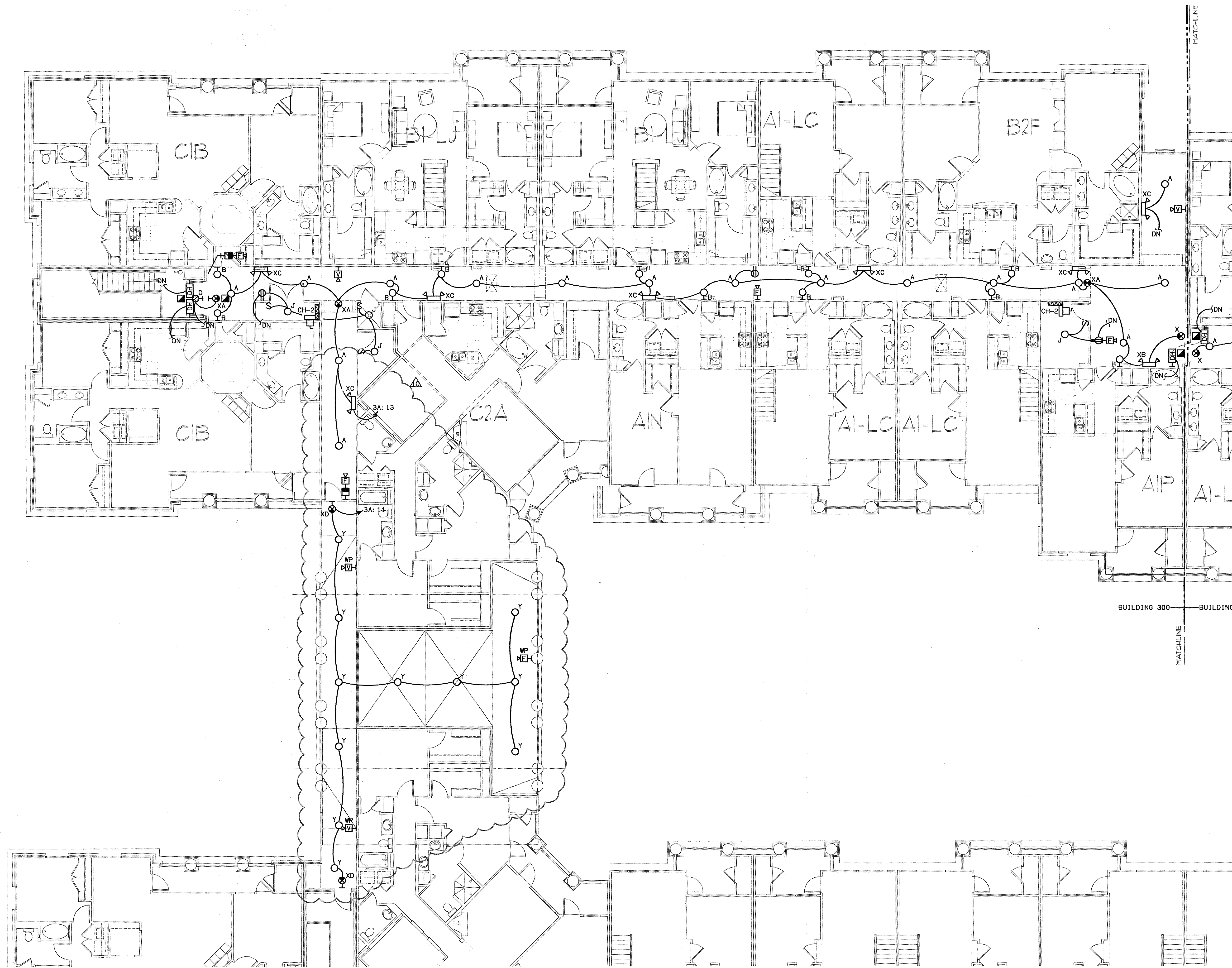
**PROJECT**  
**ARCHSTONE**  
**KENTLANDS**  
 MARYLAND

**FOR**  
  
**ARCHSTONE**  
**COMMUNITIES**  
 Six Piedmont Center, Suite 600  
 Atlanta, Georgia 30305  
 404-237-9292

**REVISIONS**  
 07/18/03 RELEASED FOR CONSTRUCTION  
 07/18/03 RELEASED FOR CONSTRUCTION

**DATE** 06/27/02  
**JOB NUMBER** 021108  
**DRAWN BY** MLD  
**CHECKED BY** MLD  
**DRAWING TITLE** BUILDING 200A - LEVEL THREE ELECTRICAL PLAN  
**DRAWING NUMBER** E-111  
**COMMENTS**

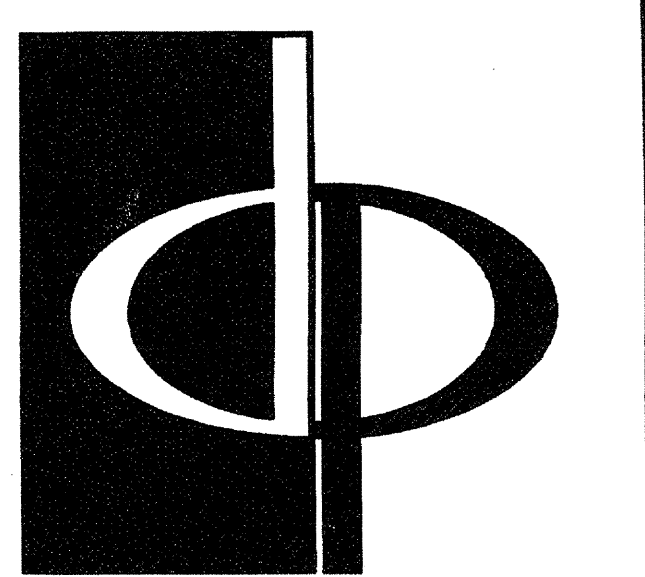
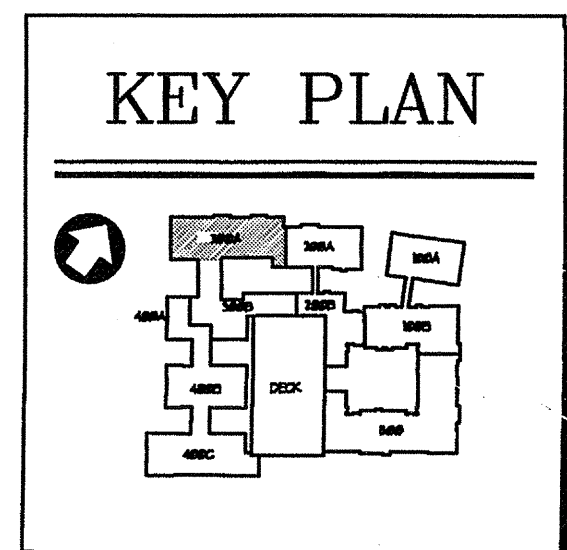




**BUILDING 300A - LEVEL FOUR - ELECTRICAL PLAN**  
 SCALE: 1/8" = 1'-0"  
 02103-E-BLDG-300


DISCONNECT SCHEDULE						
DESIGNATION	LOAD	VOLTAGE/ PHASE	DISCONNECT SIZE	PANEL/CIRCUIT	NOTE	
CH-2 #1	0.8	120/1	30A/1P/15AF	3A: 33	-	
CH-2 #2	0.8	120/1	30A/1P/15AF	3A: 32	-	

NOTES:



**THE PRESTON PARTNERSHIP, LLC**  
 A MULTI-DISCIPLINARY DESIGN FIRM  
 1000 ABERNATHY ROAD NE, SUITE 600  
 ATLANTA, GEORGIA 30328  
 TELEPHONE: 770 396 7248  
 FAX: 770 396 2945  
 WWW.THEPRESTONPARTNERSHIP.COM

**CONSULTANT**  
**KTD Consulting Engineers**  
 ALTAMONTE SPRINGS, FL  
 237 S. WESTMONTE DR.  
 PH: 407.834.7900  
 FAIRFAX, VA.  
 9840 MAIN STREET  
 PH: 703.336.2889  
 www.ktdengineers.com



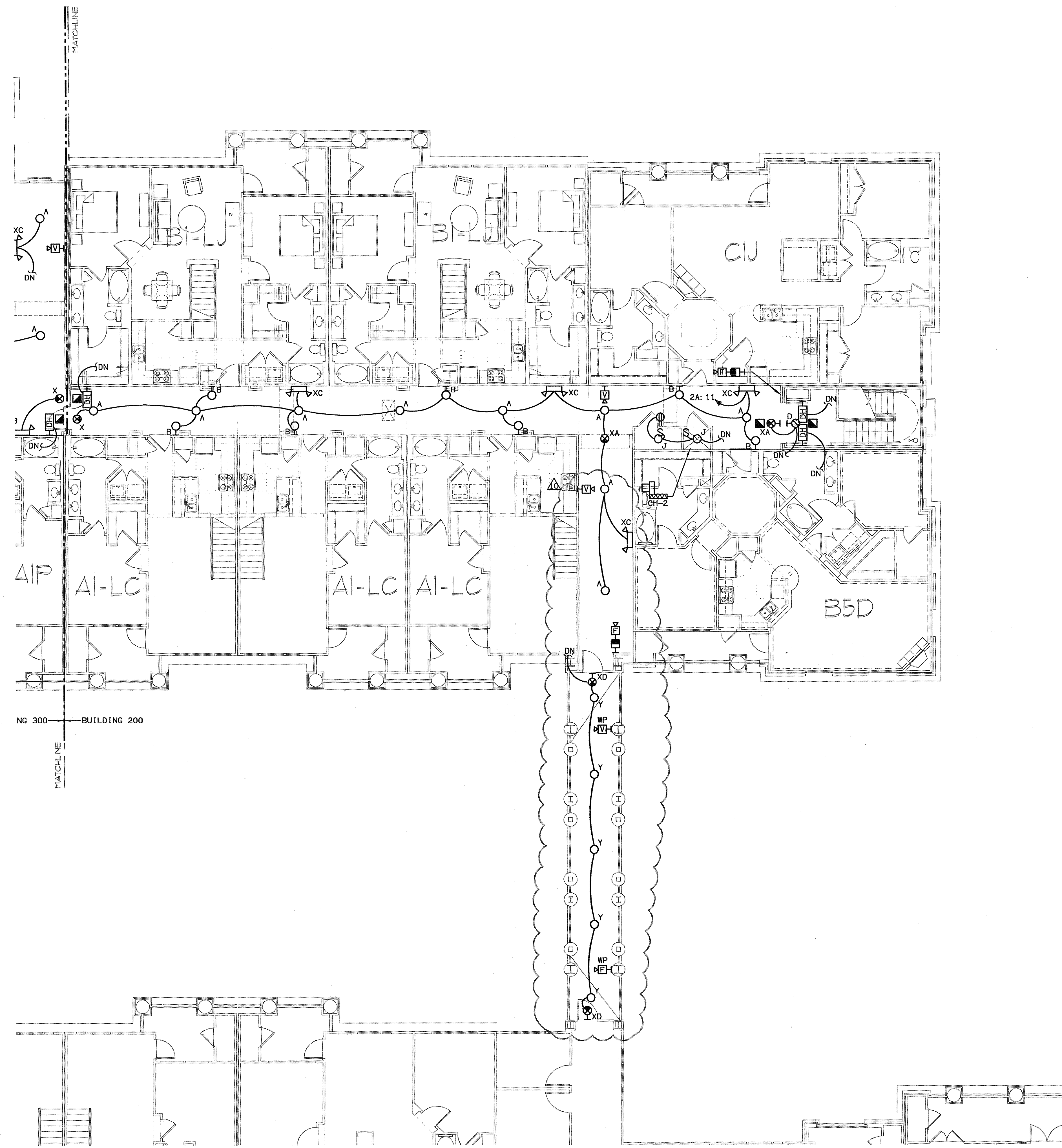
I CERTIFY THAT THESE DOCUMENTS WERE PREPARED OR APPROVED BY ME AND THAT I AM DULY LICENSED ARCHITECT UNDER THE LAWS OF THE STATE OF MARYLAND. LICENSE NUMBER 10468 CONTRACT DATE SEPTEMBER 8, 2004.

**PROJECT**  
 ARCHSTONE  
 KENTLANDS  
 MARYLAND

**FOR**  
**ARCHSTONE**  
 COMMUNITIES  
 Six Piedmont Center, Suite 600  
 Atlanta, Georgia 30305  
 404-237-9292

**REVISIONS**  
 07/18/03 RELEASED FOR CONSTRUCTION  
 10/07/18/03 RELEASED FOR CONSTRUCTION

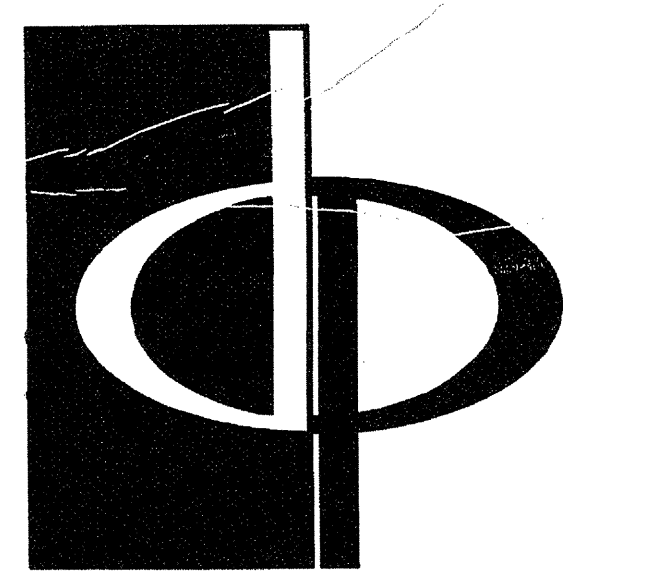
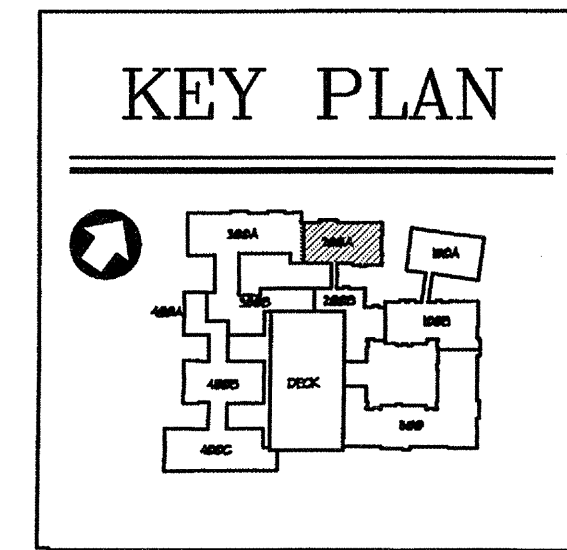
**DATE** 06/10/02  
**JOB NUMBER** 021103  
**DRAWN BY** MLD  
**CHECKED BY** MLD  
**DRAWING TITLE** BUILDING 300A - LEVEL FOUR ELECTRICAL PLAN  
**DRAWING NUMBER** E-1.12  
**COMMENTS**



**1** BUILDING 200A - LEVEL FOUR - ELECTRICAL PLAN  
 E-113 SCALE: 1/8" = 1'-0" 07199-E-BLDG-100


DISCONNECT SCHEDULE					
DESIGNATION	LOAD	VOLTAGE/PHASE	DISCONNECT SIZE	PANEL/CIRCUIT	NOTE
CH-2	0.8	120/1	30A/1P/15AF	2A: 29	-

NOTES:



**THE PRESTON PARTNERSHIP, LLC**  
 A MULTI-DISCIPLINARY DESIGN FIRM  
 1000 ABERNATHY ROAD NE, SUITE 600  
 ATLANTA, GEORGIA 30328  
 TELEPHONE: 770 396 7248  
 FAX: 770 396 2945  
 WWW.THEPRESTONPARTNERSHIP.COM

**CONSULTANT**  
  
**KTD Consulting Engineers**  
 ALTAMONTE SPRINGS, FL.  
 237 S. WESTMONTE DR.  
 PH: 407.834.7900  
 FAIRFAX, VA.  
 9640 MAIN STREET  
 PH: 703.338.2889  
 WWW.KTDENGINEERS.COM




I CERTIFY THAT THESE DOCUMENTS WERE PREPARED OR APPROVED BY ME AND THAT I AM DULY LICENSED ARCHITECT UNDER THE LAWS OF THE STATE OF MARYLAND. LICENSE NUMBER: 10488 EXP. DATE: 09/20/06

**PROJECT**  
 ARCHSTONE  
 KENTLANDS  
 MARYLAND

**FOR**  
  
**ARCHSTONE COMMUNITIES**  
 Six Piedmont Center, Suite 600  
 Atlanta, Georgia 30305  
 404-237-9292

**REVISIONS**  
 07/18/03 RELEASED FOR CONSTRUCTION  
 07/18/03 RELEASED FOR CONSTRUCTION

**DATE** 06/12/02  
**JOB NUMBER** 021102  
**DRAWN BY** MLD  
**CHECKED BY** MLD  
**DRAWING TITLE** BUILDING 200A - LEVEL FOUR ELECTRICAL PLAN  
**DRAWING NUMBER** E-113  
**COMMENTS**



THE PRESTON PARTNERSHIP, LLC  
A MULTI-DISCIPLINARY DESIGN FIRM


1000 ABERNATHY ROAD NE, SUITE 600  
ATLANTA, GEORGIA 30328  
TELEPHONE: 770 396 7248  
FAX: 770 396 2945

WWW.THEPRESTONPARTNERSHIP.COM

CONSULTANT

PROJECT # 02109

KTD Consulting Engineers  
ALTIMONTE SPRINGS, FL.  
257 S. WESTMONTE DR.  
PH: 407 834 7800  
FAIRFAX, VA.  
5640 MAIN STREET  
PH: 703 338 2889  
www.ktdengineers.com



STATE OF MARYLAND PROFESSIONAL ENGINEER

STATE OF MARYLAND PROFESSIONAL ENGINEER

STATE OF MARYLAND PROFESSIONAL ENGINEER

STATE OF MARYLAND PROFESSIONAL ENGINEER

STATE OF MARYLAND PROFESSIONAL ENGINEER

STATE OF MARYLAND PROFESSIONAL ENGINEER

STATE OF MARYLAND PROFESSIONAL ENGINEER

STATE OF MARYLAND PROFESSIONAL ENGINEER

STATE OF MARYLAND PROFESSIONAL ENGINEER

STATE OF MARYLAND PROFESSIONAL ENGINEER

STATE OF MARYLAND PROFESSIONAL ENGINEER

STATE OF MARYLAND PROFESSIONAL ENGINEER

STATE OF MARYLAND PROFESSIONAL ENGINEER

STATE OF MARYLAND PROFESSIONAL ENGINEER

STATE OF MARYLAND PROFESSIONAL ENGINEER

STATE OF MARYLAND PROFESSIONAL ENGINEER

STATE OF MARYLAND PROFESSIONAL ENGINEER

STATE OF MARYLAND PROFESSIONAL ENGINEER

STATE OF MARYLAND PROFESSIONAL ENGINEER

STATE OF MARYLAND PROFESSIONAL ENGINEER

STATE OF MARYLAND PROFESSIONAL ENGINEER

STATE OF MARYLAND PROFESSIONAL ENGINEER

STATE OF MARYLAND PROFESSIONAL ENGINEER

STATE OF MARYLAND PROFESSIONAL ENGINEER

STATE OF MARYLAND PROFESSIONAL ENGINEER

STATE OF MARYLAND PROFESSIONAL ENGINEER

STATE OF MARYLAND PROFESSIONAL ENGINEER

STATE OF MARYLAND PROFESSIONAL ENGINEER

STATE OF MARYLAND PROFESSIONAL ENGINEER

STATE OF MARYLAND PROFESSIONAL ENGINEER

STATE OF MARYLAND PROFESSIONAL ENGINEER

STATE OF MARYLAND PROFESSIONAL ENGINEER

STATE OF MARYLAND PROFESSIONAL ENGINEER

STATE OF MARYLAND PROFESSIONAL ENGINEER

STATE OF MARYLAND PROFESSIONAL ENGINEER

STATE OF MARYLAND PROFESSIONAL ENGINEER

STATE OF MARYLAND PROFESSIONAL ENGINEER

STATE OF MARYLAND PROFESSIONAL ENGINEER

STATE OF MARYLAND PROFESSIONAL ENGINEER

STATE OF MARYLAND PROFESSIONAL ENGINEER

STATE OF MARYLAND PROFESSIONAL ENGINEER

STATE OF MARYLAND PROFESSIONAL ENGINEER

STATE OF MARYLAND PROFESSIONAL ENGINEER

STATE OF MARYLAND PROFESSIONAL ENGINEER

STATE OF MARYLAND PROFESSIONAL ENGINEER

STATE OF MARYLAND PROFESSIONAL ENGINEER

STATE OF MARYLAND PROFESSIONAL ENGINEER

STATE OF MARYLAND PROFESSIONAL ENGINEER

STATE OF MARYLAND PROFESSIONAL ENGINEER

STATE OF MARYLAND PROFESSIONAL ENGINEER

STATE OF MARYLAND PROFESSIONAL ENGINEER

STATE OF MARYLAND PROFESSIONAL ENGINEER

STATE OF MARYLAND PROFESSIONAL ENGINEER

STATE OF MARYLAND PROFESSIONAL ENGINEER

STATE OF MARYLAND PROFESSIONAL ENGINEER

STATE OF MARYLAND PROFESSIONAL ENGINEER

STATE OF MARYLAND PROFESSIONAL ENGINEER

STATE OF MARYLAND PROFESSIONAL ENGINEER

STATE OF MARYLAND PROFESSIONAL ENGINEER

STATE OF MARYLAND PROFESSIONAL ENGINEER

**BUILDING 300B & 400A - LEVEL ONE - ELECTRICAL PLAN**  
SCALE: 1/8" = 1'-0"  
07/08-E-ELDG-300

DESIGNATION	LOAD	VOLTAGE/PHASE	DISCONNECT SIZE	PANEL/CIRCUIT	NOTE
CH-1	2.5	208/1	30A/2P/20AF	4A: 36, 38	-
CH-2	0.8	120/1	30A/1P/15AF	4A: 37	-
FACP	0.5	120/1	NONE	4A: 20	-
TELEPHONE BOARD	0.4	120/1	NONE	4A: 14	-
TELEVISION BOARD	0.4	120/1	NONE	4A: 16	-

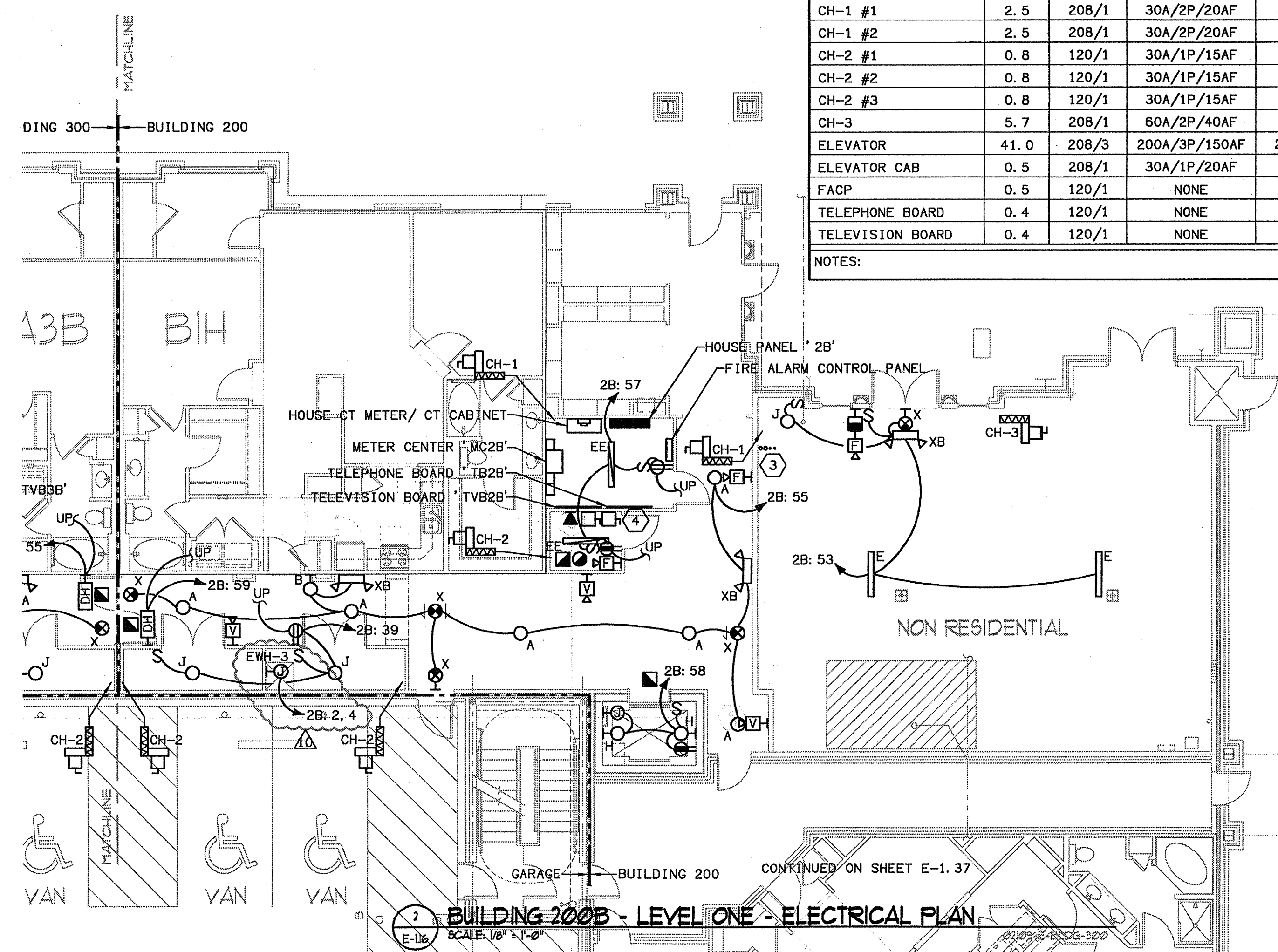
NOTES:

DESIGNATION	LOAD	VOLTAGE/PHASE	DISCONNECT SIZE	PANEL/CIRCUIT	NOTE
CH-1	2.5	208/1	30A/2P/20AF	3B: 28, 30	-
CH-2 #1	0.8	120/1	30A/1P/15AF	3B: 29	-
CH-2 #2	0.8	120/1	30A/1P/15AF	3B: 27	-
CH-2 #3	0.8	120/1	30A/1P/15AF	3B: 25	-
CH-2 #4	0.8	120/1	30A/1P/15AF	3B: 23	-
CH-2 #5	0.8	120/1	30A/1P/15AF	3B: 21	-
CH-2 #6	0.8	120/1	30A/1P/15AF	3B: 19	-
FACP	0.5	120/1	NONE	3B: 52	-
TELEPHONE BOARD	0.4	120/1	NONE	3B: 46	-
TELEVISION BOARD	0.4	120/1	NONE	3B: 48	-

NOTES:

DESIGNATION	LOAD	VOLTAGE/PHASE	DISCONNECT SIZE	PANEL/CIRCUIT	NOTE
CH-1 #1	2.5	208/1	30A/2P/20AF	2B: 23, 25	-
CH-1 #2	2.5	208/1	30A/2P/20AF	2B: 22, 24	-
CH-2 #1	0.8	120/1	30A/1P/15AF	2B: 16	-
CH-2 #2	0.8	120/1	30A/1P/15AF	2B: 14	-
CH-2 #3	0.8	120/1	30A/1P/15AF	2B: 13	-
CH-3	5.7	208/1	60A/2P/40AF	2B: 27, 29	-
ELEVATOR	41.0	208/3	200A/3P/150AF	2B: 26, 28, 30	-
ELEVATOR CAB	0.5	208/1	30A/1P/20AF	2B: 60	-
FACP	0.5	120/1	NONE	2B: 54	-
TELEPHONE BOARD	0.4	120/1	NONE	2B: 48	-
TELEVISION BOARD	0.4	120/1	NONE	2B: 50	-

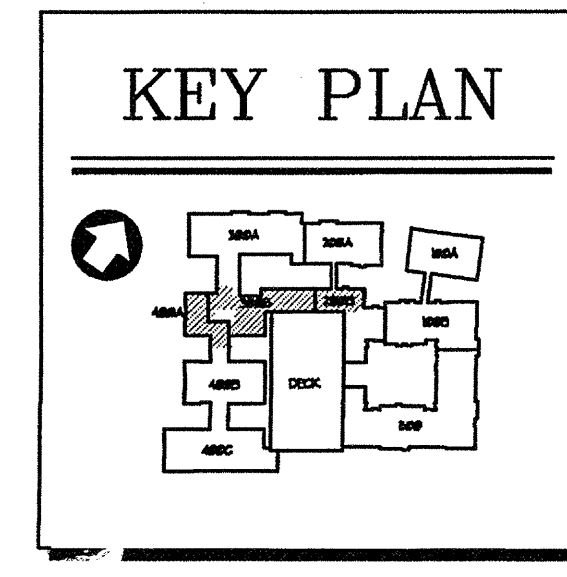
NOTES:



**BUILDING 200B - LEVEL ONE - ELECTRICAL PLAN**  
SCALE: 1/8" = 1'-0"  
07/08-E-ELDG-300

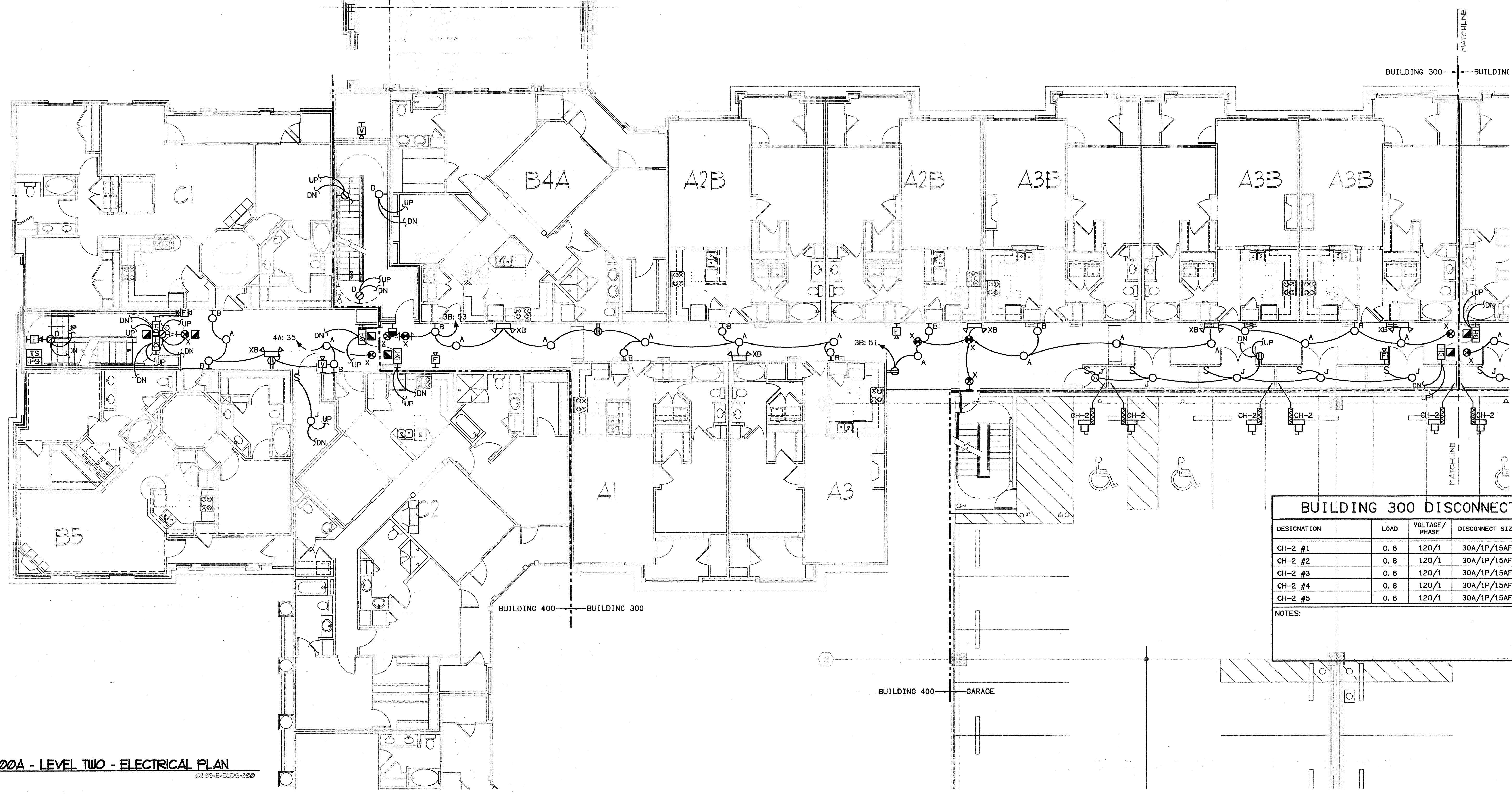
**ELECTRICAL SHEET NOTES**

- ELECTRIC DOOR STRIKE CONNECTION.
- CARD READER CONNECTION. MOUNT @ 48" AFF. PROVIDE 3/4" C WITH PULLWIRE TO TELEPHONE BOARD.
- CONDUIT STUB-UPS FOR FUTURE TENANT PANELS. PROVIDE TWO 3" C FOR POWER TO TENANT SERVICE DISCONNECT, ONE 3/4" C FOR TELEPHONE TO TELEPHONE BOARD AND ONE 3/4" C FOR TELEVISION TO TELEVISION BOARD. PROVIDE PULLWIRES IN ALL CONDUITS.
- DISCONNECT SWITCHES FOR ELEVATOR AND ELEVATOR CAB.



REVISIONS  
07/18/03 RELEASED FOR CONSTRUCTION  
07/18/03 RELEASED FOR CONSTRUCTION

DATE: 06/07/02  
JOB NUMBER: 021108  
DRAWN BY: MLD  
CHECKED BY: MLD  
DRAWING TITLE: BUILDING 200B, 300B & 400A - LEVEL ONE ELECTRICAL PLAN  
DRAWING NUMBER: E-116  
COMMENTS:

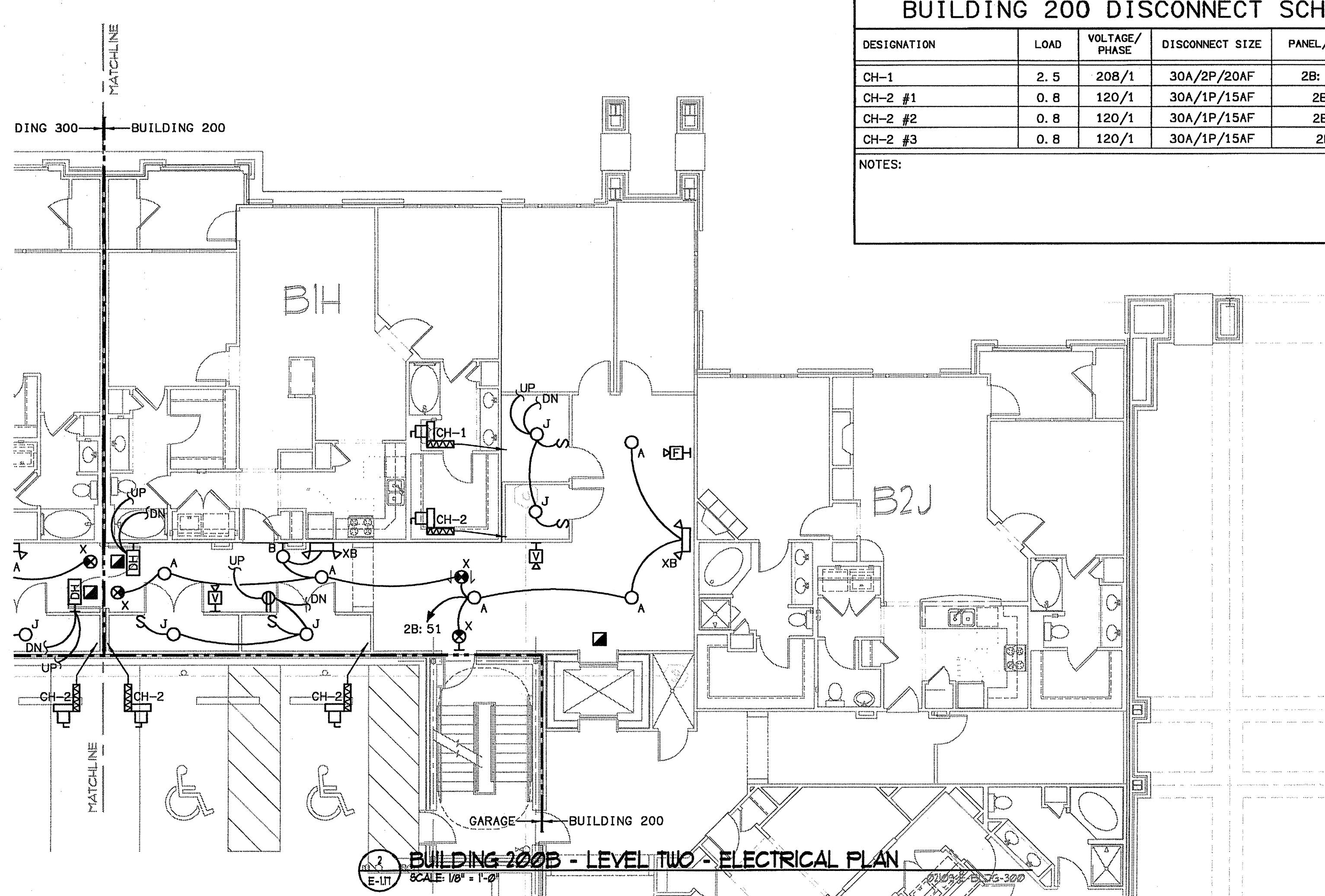


**BUILDING 300B & 400A - LEVEL TWO - ELECTRICAL PLAN**  
 SCALE: 1/8" = 1'-0"  
 02/03-E-BLDG-300

**BUILDING 300 DISCONNECT SCHEDULE**

DESIGNATION	LOAD	VOLTAGE/PHASE	DISCONNECT SIZE	PANEL/CIRCUIT	NOTE
CH-2 #1	0.8	120/1	30A/1P/15AF	3B: 17	-
CH-2 #2	0.8	120/1	30A/1P/15AF	3B: 15	-
CH-2 #3	0.8	120/1	30A/1P/15AF	3B: 13	-
CH-2 #4	0.8	120/1	30A/1P/15AF	3B: 11	-
CH-2 #5	0.8	120/1	30A/1P/15AF	3B: 9	-

NOTES:


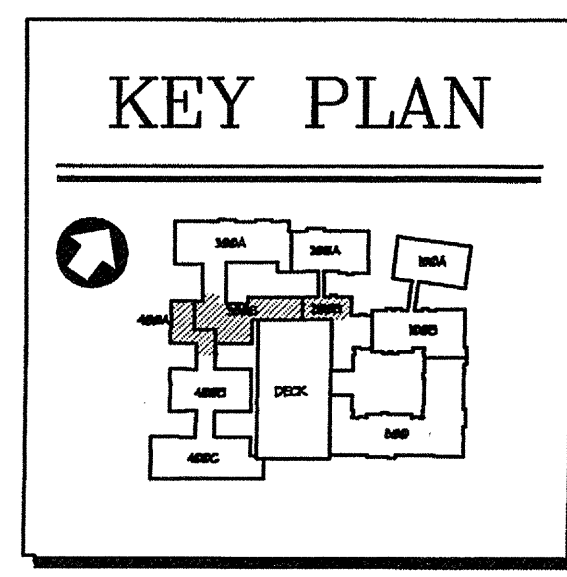


**BUILDING 200 DISCONNECT SCHEDULE**

DESIGNATION	LOAD	VOLTAGE/PHASE	DISCONNECT SIZE	PANEL/CIRCUIT	NOTE
CH-1	2.5	208/1	30A/2P/20AF	2B: 19, 21	-
CH-2 #1	0.8	120/1	30A/1P/15AF	2B: 12	-
CH-2 #2	0.8	120/1	30A/1P/15AF	2B: 11	-
CH-2 #3	0.8	120/1	30A/1P/15AF	2B: 9	-

NOTES:

**BUILDING 200B - LEVEL TWO - ELECTRICAL PLAN**  
 SCALE: 1/8" = 1'-0"  
 02/03-E-BLDG-300

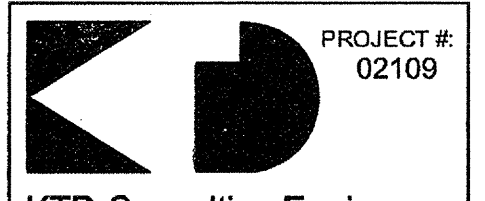


**THE PRESTON PARTNERSHIP, LLC**  
 A MULTI-DISCIPLINARY DESIGN FIRM

1000 ABERNATHY ROAD NE, SUITE 600  
 ATLANTA, GEORGIA 30328  
 TELEPHONE: 770 396 7248  
 FAX: 770 396 2945

WWW.THEPRESTONPARTNERSHIP.COM


**CONSULTANT**



**KTD Consulting Engineers**  
 ALTAMONTE SPRINGS, FL  
 237 S. WESTMONTE DR.  
 PH: 407.834.7900

FAIRFAX, VA  
 9840 MAIN STREET  
 PH: 703.338.2889  
 www.ktdengineers.com

**REAL**



I CERTIFY THAT THESE DOCUMENTS WERE PREPARED OR APPROVED BY ME AND THAT I AM DULY LICENSED ARCHITECT UNDER THE LAWS OF THE STATE OF MARYLAND. LICENSE NUMBER: 9848 EXPIRATION DATE: SEPTEMBER 8, 2004.

**PROJECT**

**ARCHSTONE**  
**KENTLANDS**

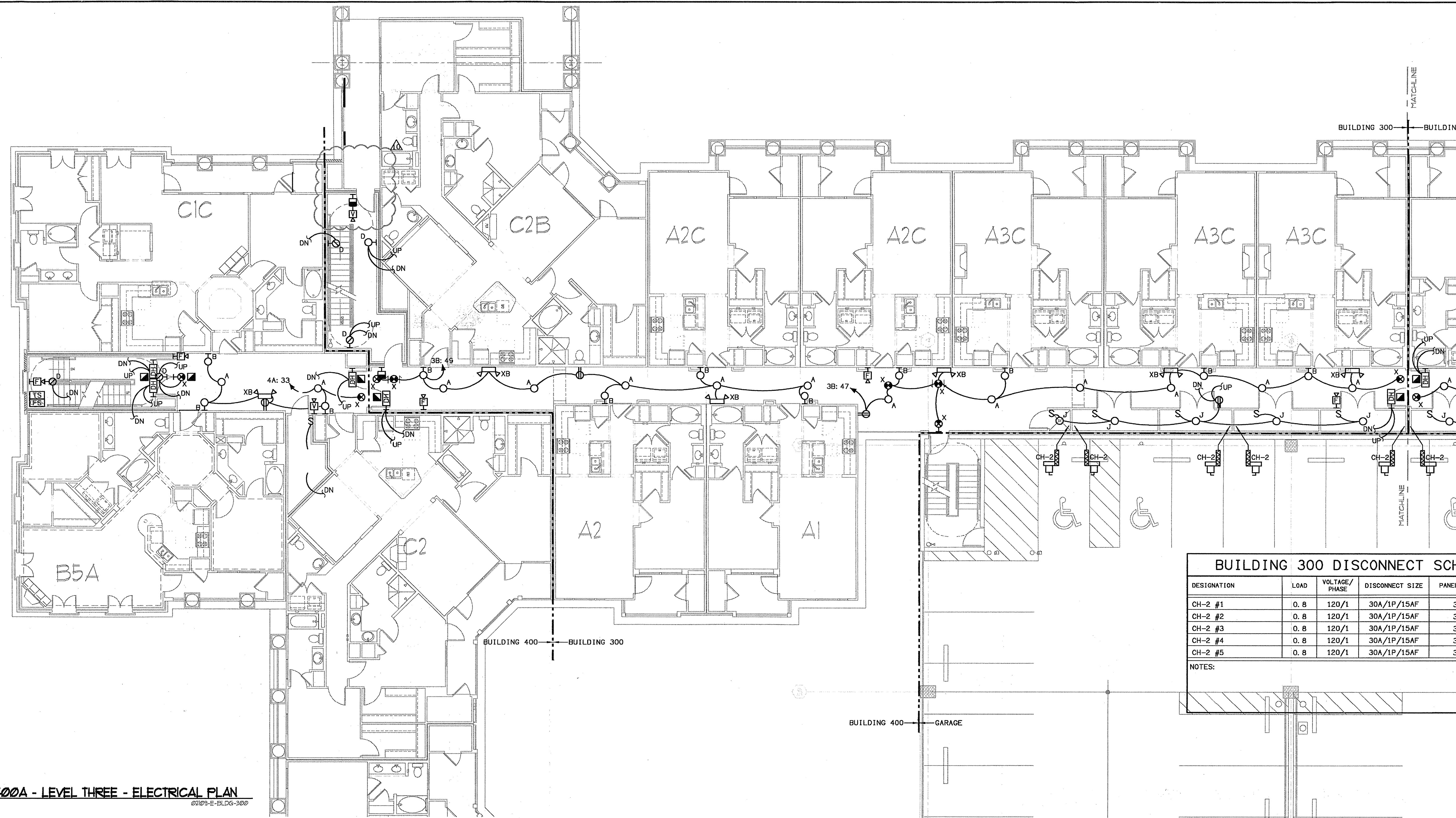
**MARYLAND**

**FOR**

**ARCHSTONE**  
**COMMUNITIES**  
 Six Piedmont Center, Suite 600  
 Atlanta, Georgia 30305  
 404-237-9292

**REVISIONS**  
 07/18/03 RELEASED FOR CONSTRUCTION

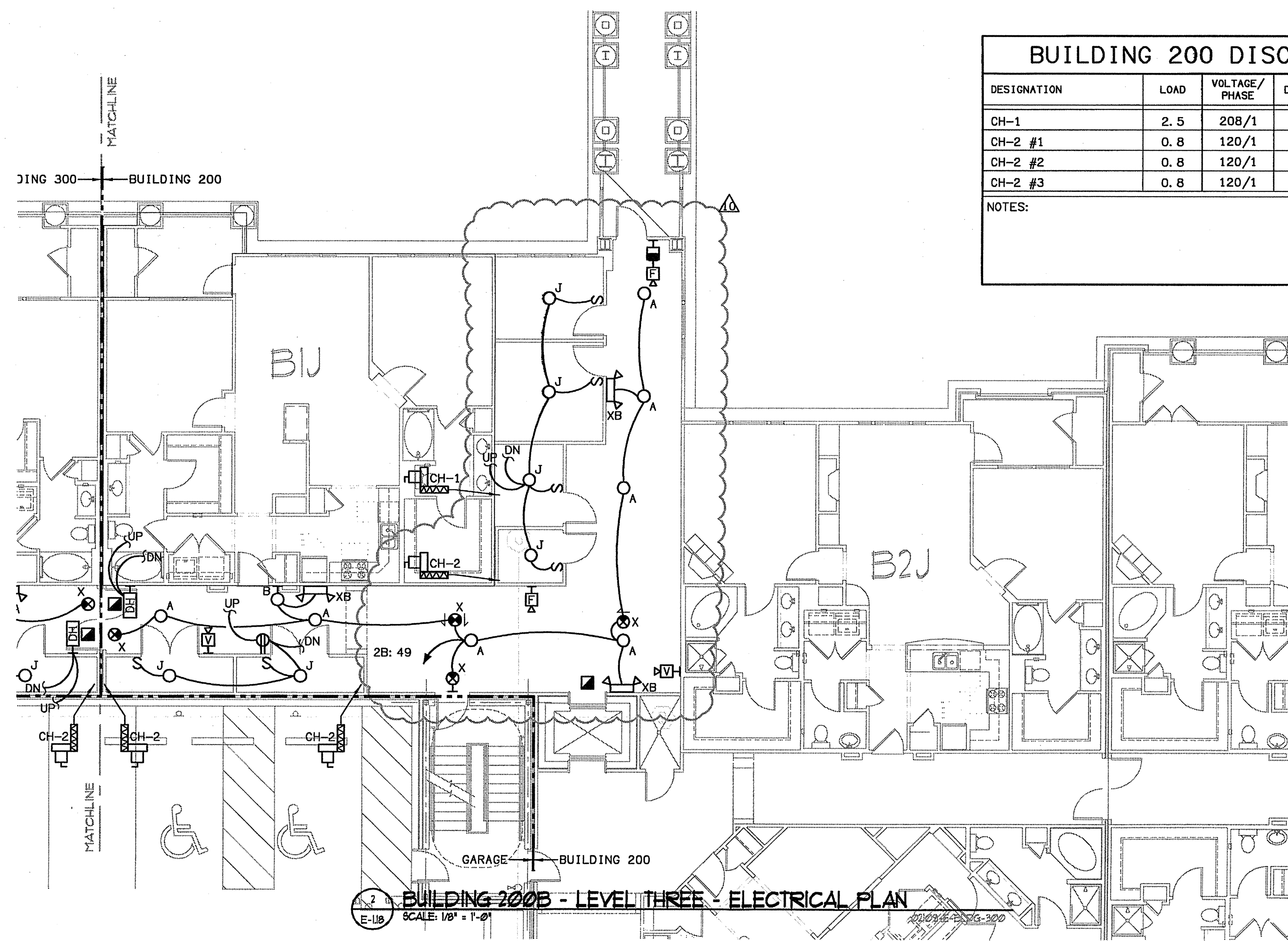
**DATE** 06/10/02  
**JOB NUMBER** 0211102  
**DRAWN BY** MLD  
**CHECKED BY** MLD  
**DRAWING TITLE** BUILDING 300B, 300B & 400A - LEVEL TWO ELECTRICAL PLAN  
**DRAWING NUMBER** E-1.17  
**COMMENTS**



BUILDING 300 DISCONNECT SCHEDULE					
DESIGNATION	LOAD	VOLTAGE/ PHASE	DISCONNECT SIZE	PANEL/CIRCUIT	NOTE
CH-2 #1	0.8	120/1	30A/1P/15AF	3B: 26	-
CH-2 #2	0.8	120/1	30A/1P/15AF	3B: 24	-
CH-2 #3	0.8	120/1	30A/1P/15AF	3B: 22	-
CH-2 #4	0.8	120/1	30A/1P/15AF	3B: 20	-
CH-2 #5	0.8	120/1	30A/1P/15AF	3B: 18	-

NOTES:


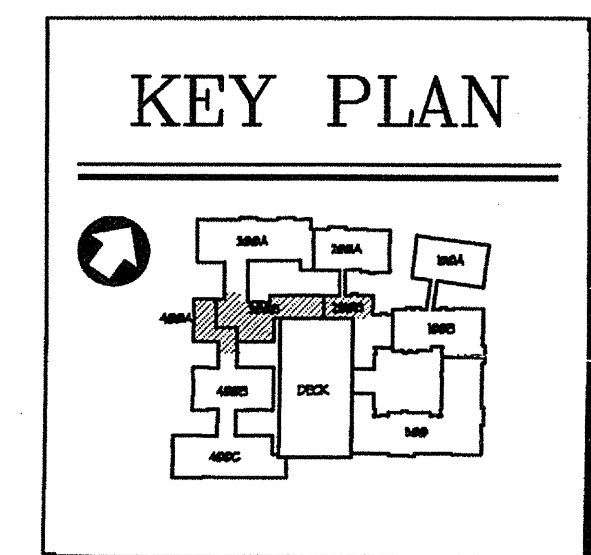
**BUILDING 300B & 400A - LEVEL THREE - ELECTRICAL PLAN**  
 SCALE 1/8" = 1'-0"  
 07/18/03 E-118-DG-300



BUILDING 200 DISCONNECT SCHEDULE					
DESIGNATION	LOAD	VOLTAGE/ PHASE	DISCONNECT SIZE	PANEL/CIRCUIT	NOTE
CH-1	2.5	208/1	30A/2P/20AF	2B: 18, 20	-
CH-2 #1	0.8	120/1	30A/1P/15AF	2B: 10	-
CH-2 #2	0.8	120/1	30A/1P/15AF	2B: 8	-
CH-2 #3	0.8	120/1	30A/1P/15AF	2B: 7	-

NOTES:

**BUILDING 200B - LEVEL THREE - ELECTRICAL PLAN**  
 SCALE 1/8" = 1'-0"  
 07/18/03 E-118-DG-200




THE PRESTON PARTNERSHIP, LLC  
 A MULTI-DISCIPLINARY DESIGN FIRM

1000 ABERNATHY ROAD NE, SUITE 600  
 ATLANTA, GEORGIA 30328  
 TELEPHONE: 770 396 7248  
 FAX: 770 396 2945

WWW.THEPRESTONPARTNERSHIP.COM

CONSULTANT

**KTD Consulting Engineers**  
 ALTAMONTE SPRINGS, FL.  
 237 S. WESTMONTE DR.  
 PH: 407.834.7000  
 FAIRFAX, VA.  
 0840 MAIN STREET  
 PH: 703.338.2888  
 www.ktdengineers.com



CHECKED BY THESE DOCUMENTS HAVE BEEN PREPARED OR APPROVED BY THE ARCHITECT AND I AM A LICENSED ARCHITECT UNDER THE LAWS OF THE STATE OF MARYLAND. LICENSE NUMBER 0448 EXPIRATION DATE SEPTEMBER 3, 2004.

PROJECT  
 ARCHSTONE  
 KENTLANDS

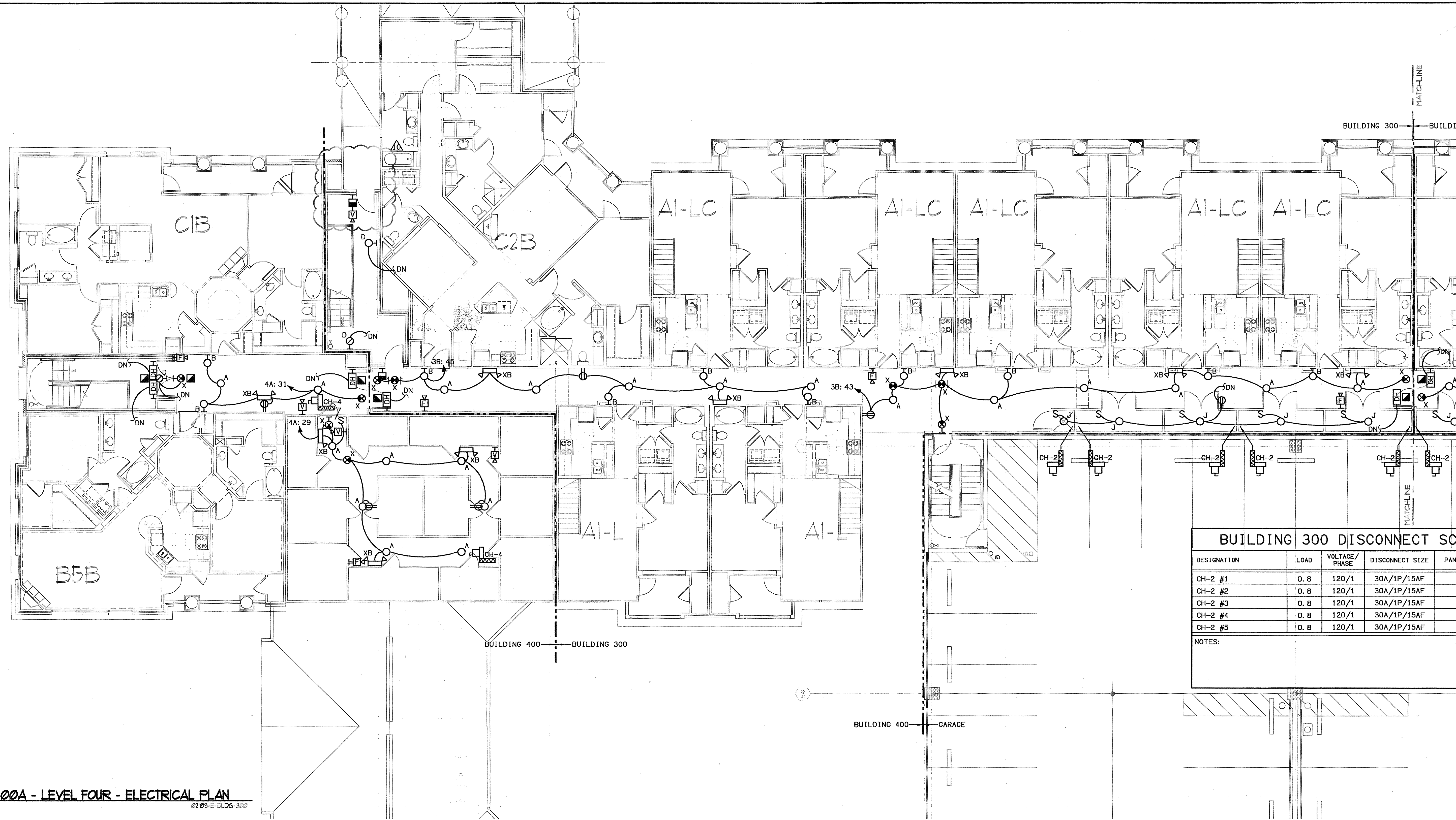
MARYLAND

FOR

**ARCHSTONE**  
 COMMUNITIES  
 Six Piedmont Center, Suite 600  
 Atlanta, Georgia 30305  
 404-237-9292

REVISIONS  
 07/18/03 RELEASED FOR CONSTRUCTION  
 07/18/03 RELEASED FOR CONSTRUCTION

DATE: 06/10/02  
 JOB NUMBER: 021102  
 DRAWN BY: MLD  
 CHECKED BY: MLD  
 DRAWING TITLE: BUILDING 200B, 300B & 400A - LEVEL THREE ELECTRICAL PLAN  
 DRAWING NUMBER: E-118  
 COMMENTS:



**BUILDING 300B & 400A - LEVEL FOUR - ELECTRICAL PLAN**  
 SCALE: 1/8" = 1'-0"  
 07103-E-BLDG-300

**BUILDING 300 DISCONNECT SCHEDULE**

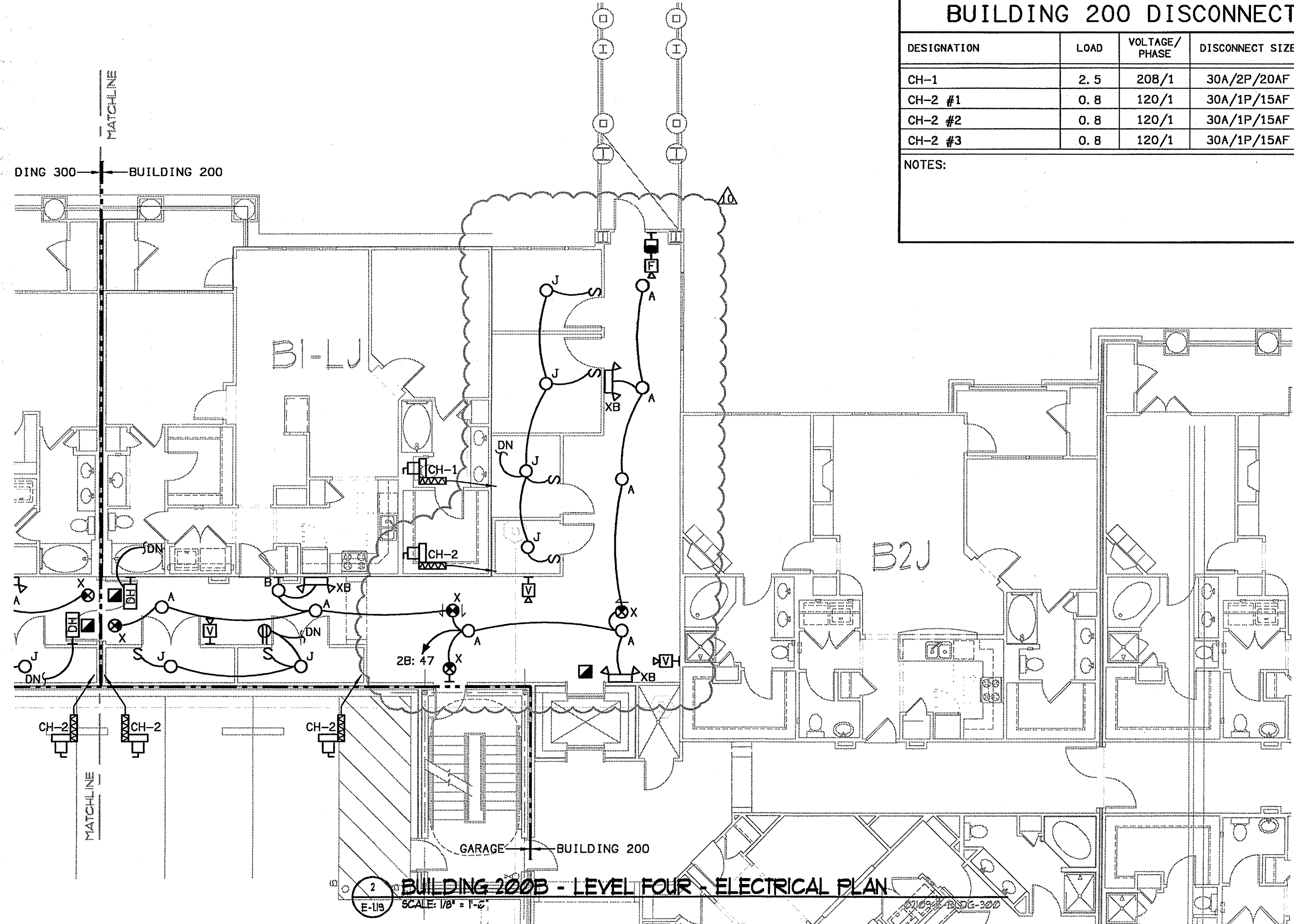
DESIGNATION	LOAD	VOLTAGE/PHASE	DISCONNECT SIZE	PANEL/CIRCUIT	NOTE
CH-2 #1	0.8	120/1	30A/1P/15AF	3B: 16	-
CH-2 #2	0.8	120/1	30A/1P/15AF	3B: 14	-
CH-2 #3	0.8	120/1	30A/1P/15AF	3B: 12	-
CH-2 #4	0.8	120/1	30A/1P/15AF	3B: 10	-
CH-2 #5	0.8	120/1	30A/1P/15AF	3B: 8	-

NOTES:

**BUILDING 400 DISCONNECT SCHEDULE**

DESIGNATION	LOAD	VOLTAGE/PHASE	DISCONNECT SIZE	PANEL/CIRCUIT	NOTE
CH-4 #1	3.7	208/1	30A/2P/25AF	4A: 40, 42	-
CH-4 #2	3.7	208/1	30A/2P/25AF	4A: 39, 41	-

NOTES:


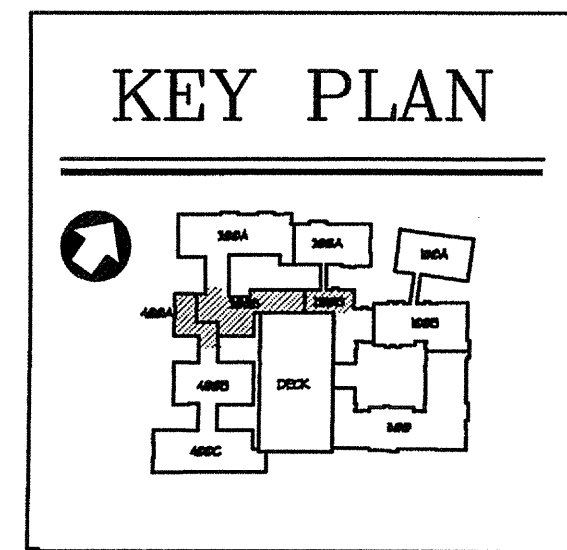


**BUILDING 200B - LEVEL FOUR - ELECTRICAL PLAN**  
 SCALE: 1/8" = 1'-0"  
 07103-E-BLDG-200

**BUILDING 200 DISCONNECT SCHEDULE**

DESIGNATION	LOAD	VOLTAGE/PHASE	DISCONNECT SIZE	PANEL/CIRCUIT	NOTE
CH-1	2.5	208/1	30A/2P/20AF	2B: 15, 17	-
CH-2 #1	0.8	120/1	30A/1P/15AF	2B: 6	-
CH-2 #2	0.8	120/1	30A/1P/15AF	2B: 5	-
CH-2 #3	0.8	120/1	30A/1P/15AF	2B: 3	-

NOTES:




**THE PRESTON PARTNERSHIP, LLC**  
 A MULTI-DISCIPLINARY DESIGN FIRM


1000 ABERNATHY ROAD, SUITE 600  
 ATLANTA, GEORGIA 30328  
 TELEPHONE: 770 396 7248  
 FAX: 770 396 2945

WWW.THEPRESTONPARTNERSHIP.COM

CONSULTANT



**KTD Consulting Engineers**  
 ALTAMONTE SPRINGS, FL  
 237 S. WESTMONTE DR.  
 PH: 407.834.7900  
 FAIRFAX, VA.  
 9640 MAIN STREET  
 PH: 703.338.2889  
 www.ktdengineers.com



I CERTIFY THAT THESE DOCUMENTS WERE PREPARED OR APPROVED BY ME AND THAT I AM DULY LICENSED ARCHITECT UNDER THE LAWS OF THE STATE OF MARYLAND. LICENSE NUMBER: 0211022

PROJECT

ARCHSTONE  
 KENTLANDS

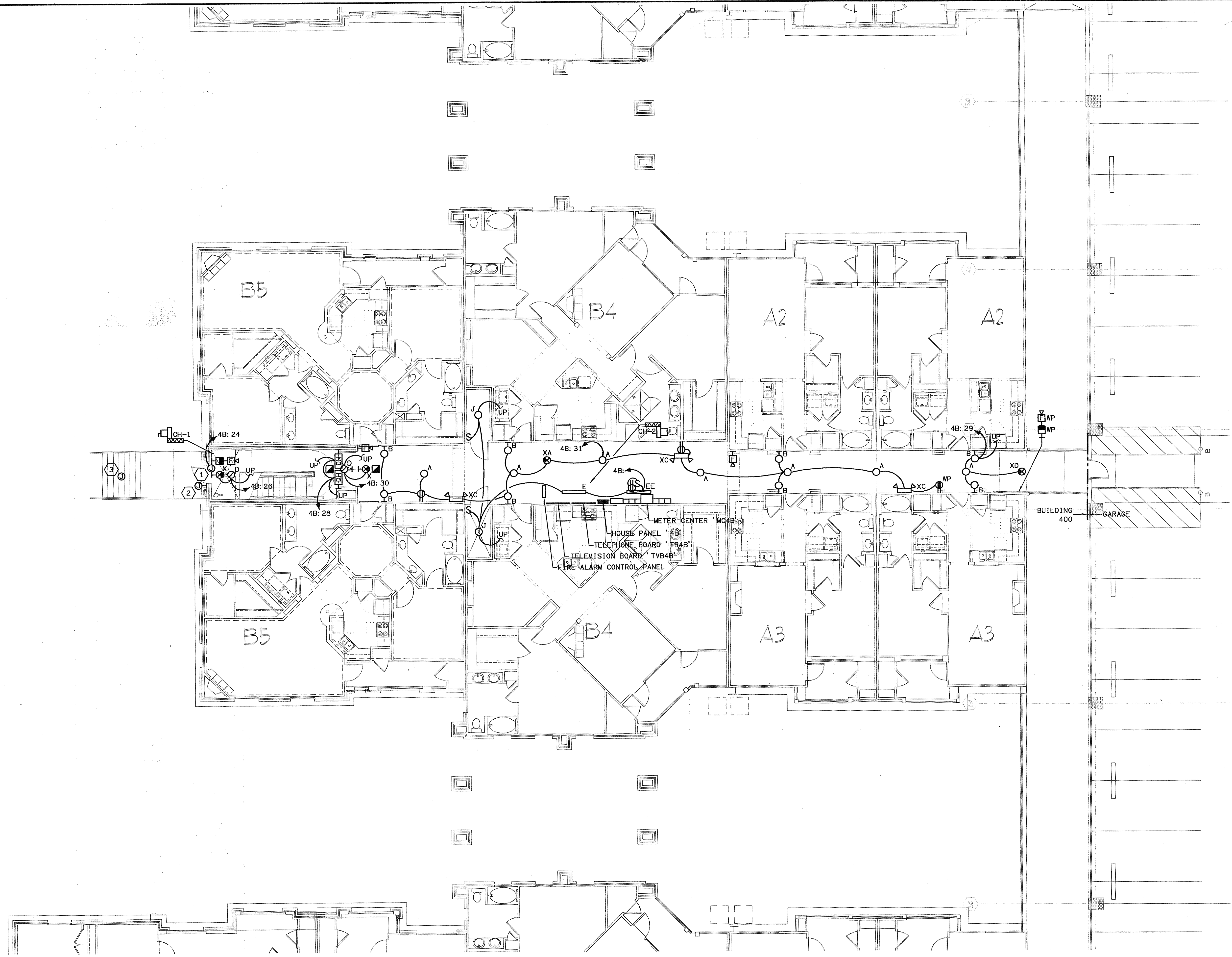
MARYLAND

FOR

**ARCHSTONE COMMUNITIES**  
 Six Piedmont Center, Suite 600  
 Atlanta, Georgia 30305  
 404-237-9292

REVISIONS  
 07/18/03 RELEASED FOR CONSTRUCTION  
 07/18/03 RELEASED FOR CONSTRUCTION

DATE: 06/10/02  
 JOB NUMBER: 0211022  
 DRAWN BY: MLD  
 CHECKED BY: MLD  
 DRAWING TITLE: BUILDING 300B, 300B & 400A - LEVEL FOUR ELECTRICAL PLAN  
 DRAWING NUMBER: E-1.19  
 COMMENTS:



**BUILDING 400B - LEVEL ONE - ELECTRICAL PLAN**  
 SCALE: 1/8" = 1'-0"  
 07105-E-BLDG-400


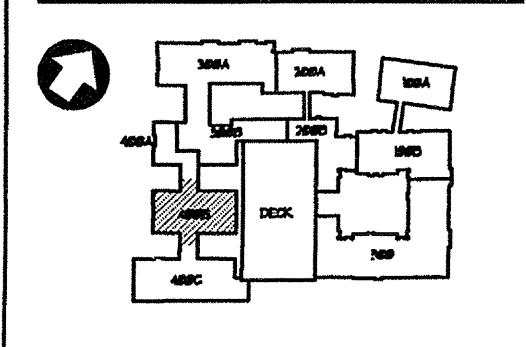
**ELECTRICAL SHEET NOTES**

- 1 ELECTRIC DOOR STRIKE CONNECTION.
- 2 CARD READER CONNECTION. MOUNT @ 48" AFF. PROVIDE 94°C WITH PULLWIRE TO TELEPHONE BOARD.
- 3 UNDERSLAB SNOW AND ICE MELTING SYSTEM CONNECTION. CONNECT TO DEDICATED CIRCUIT IN HOUSE PANEL. PROVIDE AT 55 WATTS PER SQUARE FEET FOR THE STAIRS ONLY. PROVIDE NO MORE THAN 2" COVER AND NO LESS THAN 3" COVER ABOVE ELECTRIC HEATING CABLES IN THE STAIR TREADS. TEST THE CABLES BEFORE AND AFTER STAIR POUR. PROVIDE AS NEXANS OR APPROVED EQUAL WITH THERMOSTATIC CONTROL.

**DISCONNECT SCHEDULE**


DESIGNATION	LOAD	VOLTAGE/PHASE	DISCONNECT SIZE	PANEL/CIRCUIT	NOTE
CH-1	2.5	208/1	30A/2P/20AF	4A: 32, 34	-
CH-2	0.8	120/1	30A/1P/15AF	4A: 33	-
FACP	0.5	120/1	NONE	4A: 22	-
TELEPHONE BOARD	0.4	120/1	NONE	4A: 16	-
TELEVISION BOARD	0.4	120/1	NONE	4A: 18	-

**KEY PLAN**



**THE PRESTON PARTNERSHIP, LLC**  
 A MULTI-DISCIPLINARY DESIGN FIRM  
 1000 ABERNATHY ROAD NE, SUITE 600  
 ATLANTA, GEORGIA 30328  
 TELEPHONE: 770 396 7248  
 FAX: 770 396 2945  
 WWW.THEPRESTONPARTNERSHIP.COM

**CONSULTANT**  
 PROJECT # 02109  
**KTD Consulting Engineers**  
 ALTAMONTE SPRINGS, FL  
 237 S. WESTMONTE DR.  
 PH: 407.834.7900  
 FAIRFAX, VA  
 9840 MAIN STREET  
 PH: 703.338.2869  
 www.ktdengineers.com



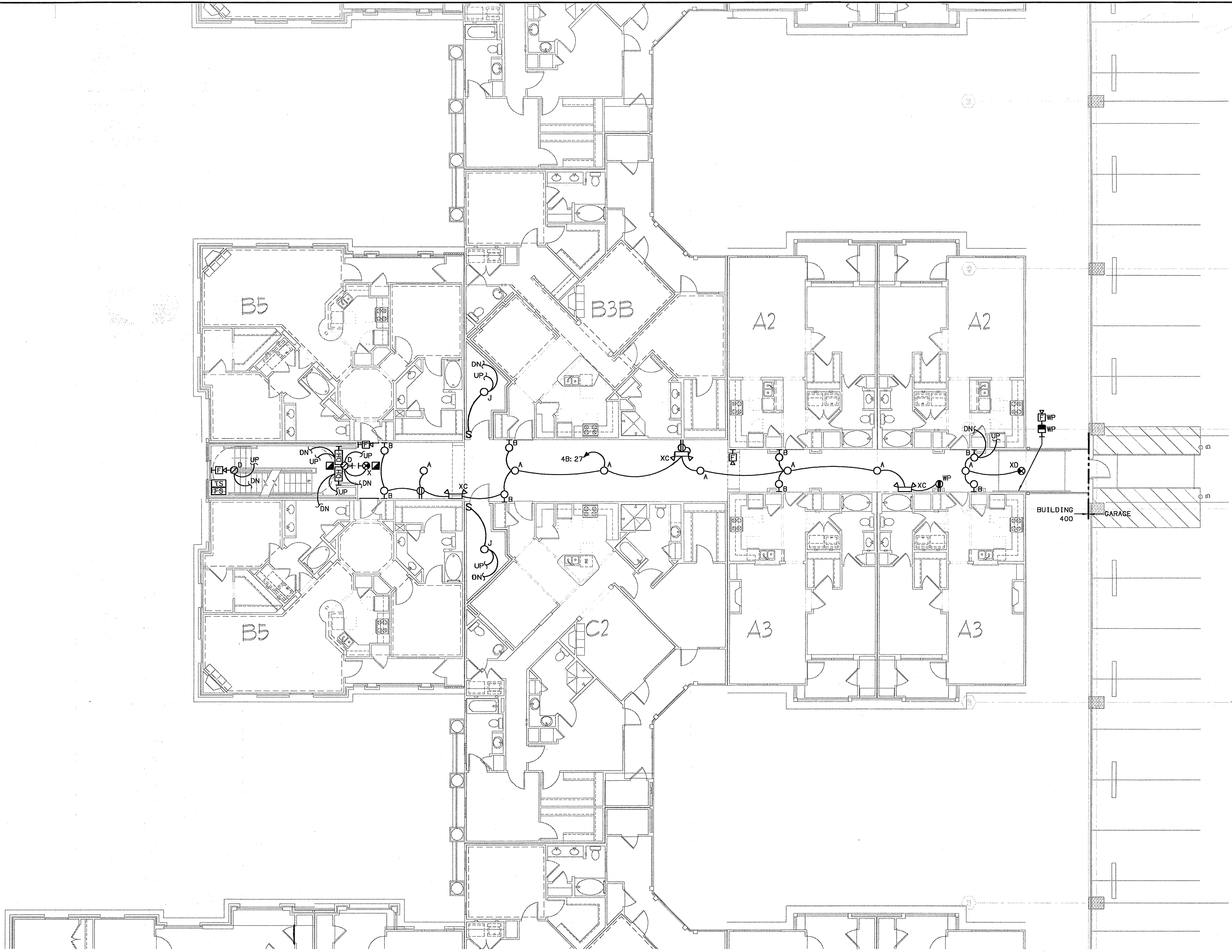
I CERTIFY THAT THESE DOCUMENTS WERE PREPARED OR APPROVED BY ME, AND THAT I AM A duly LICENSED ARCHITECT UNDER THE LAWS OF THE STATE OF MARYLAND, LICENSE NUMBER 6846 EXPIRATION DATE SEPTEMBER 5, 2004.

**PROJECT**  
 ARCHSTONE  
 KENTLANDS  
 MARYLAND


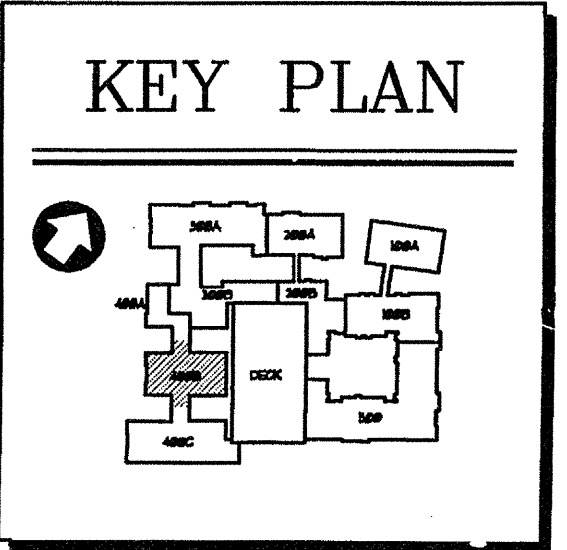
**FOR**  
**ARCHSTONE**  
 COMMUNITIES  
 Six Piedmont Center, Suite 600  
 Atlanta, Georgia 30305  
 404-237-9292

**REVISIONS**  
 07/18/03 RELEASED FOR CONSTRUCTION

**DATE** 06/10/02  
**JOB NUMBER** 021108  
**DRAWN BY** MLD  
**CHECKED BY** MLD  
**DRAWING TITLE** BUILDING 400B - LEVEL ONE ELECTRICAL PLAN  
**DRAWING NUMBER** E-121  
**COMMENTS**




**BUILDING 400B - LEVEL TWO - ELECTRICAL PLAN**  
 SCALE: 1/8" = 1'-0" 07109-S-BLDG-400



**THE PRESTON PARTNERSHIP, LLC**  
 A MULTI-DISCIPLINARY DESIGN FIRM  
 1000 ABERNATHY ROAD NE, SUITE 600  
 ATLANTA, GEORGIA 30328  
 TELEPHONE: 770 396 7248  
 FAX: 770 396 2945  
 WWW.THEPRESTONPARTNERSHIP.COM

**CONSULTANT**  
 PROJECT # 02109  
**KTD Consulting Engineers**  
 ALTAMONTE SPRINGS, FL  
 237 S. WESTMONTE DR.  
 PH: 407.834.7900  
 FAIRFAX, VA  
 9840 MAIN STREET  
 PH: 703.338.2889  
 www.ktdengineers.com



I CERTIFY THAT THESE DOCUMENTS WERE PREPARED OR APPROVED BY ME AND THAT I AM A duly LICENSED ARCHITECT UNDER THE LAWS OF THE STATE OF MARYLAND, LICENSE NUMBER 8846 EXPIRATION DATE SEPTEMBER 1, 2004

**PROJECT**  
 ARCHSTONE  
 KENTLANDS  
 MARYLAND

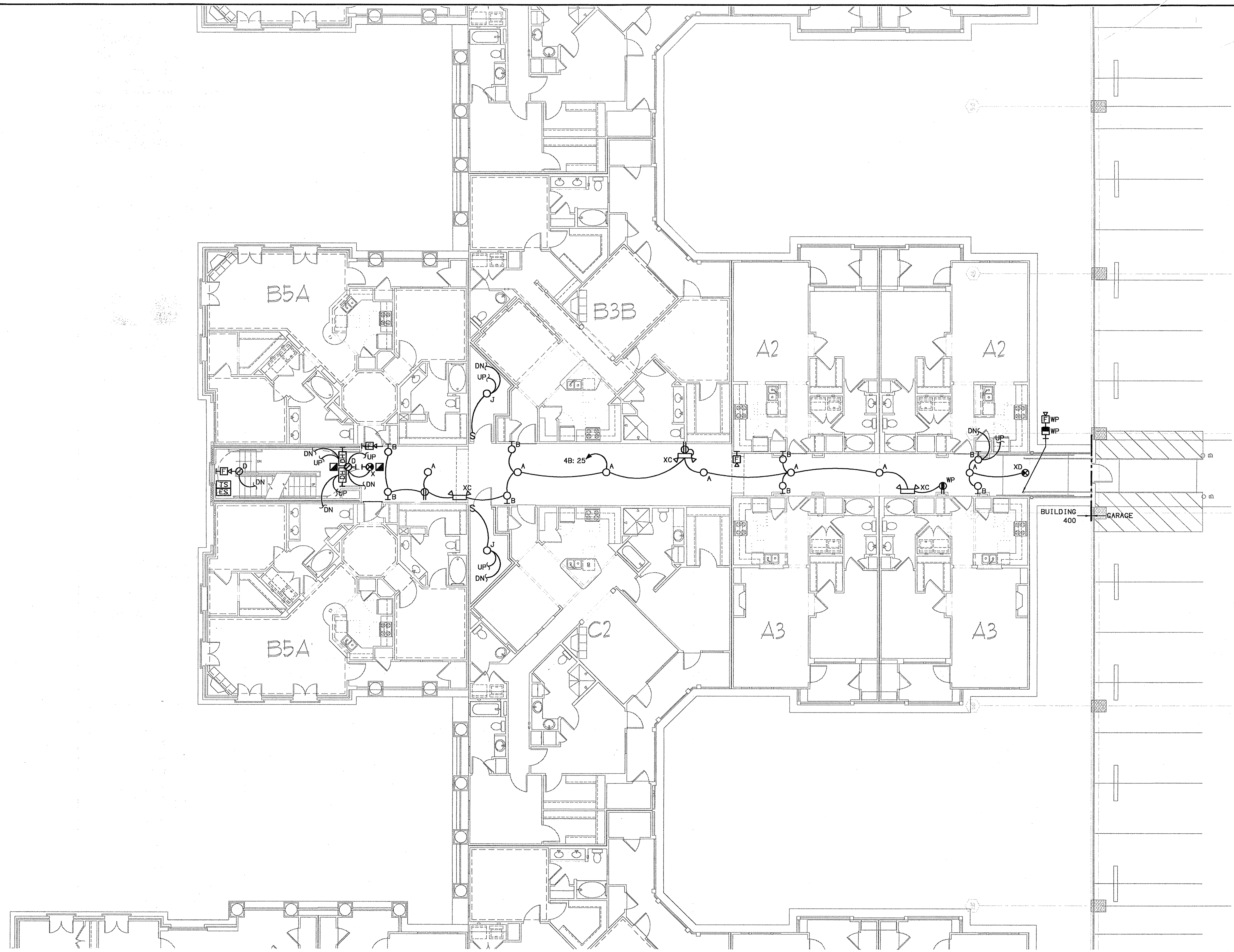
**FOR**  
**ARCHSTONE**  
 COMMUNITIES  
 Six Piedmont Center, Suite 600  
 Atlanta, Georgia 30305  
 404-237-9292

**REVISIONS**  
 07/18/03 RELEASED FOR CONSTRUCTION


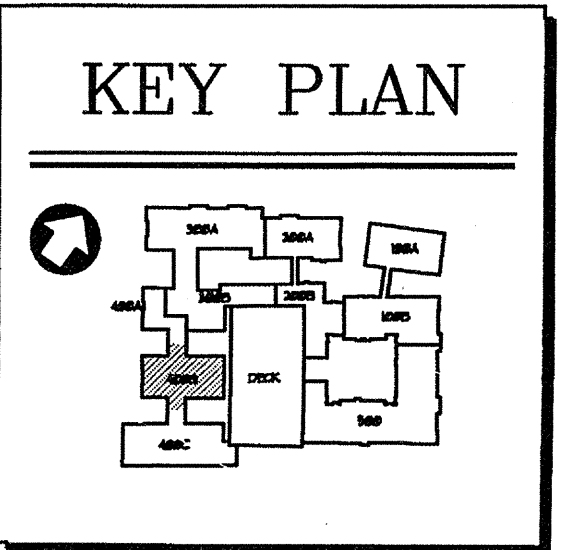
NO.	DATE	DESCRIPTION

**DATE** 06/10/02  
**JOB NUMBER** 021108  
**DRAWN BY** MLD  
**CHECKED BY** MLD  
**DRAWING TITLE** MLD  
**BUILDING 400B - LEVEL TWO ELECTRICAL PLAN**  
**DRAWING NUMBER** E-122  
**COMMENTS**






**BUILDING 400B - LEVEL THREE - ELECTRICAL PLAN**  
 SCALE: 1/8" = 1'-0"  
 07/18/03-BLDG-400



**THE PRESTON PARTNERSHIP, LLC**  
 A MULTI-DISCIPLINARY DESIGN FIRM  
 1000 ABERNATHY ROAD NE, SUITE 600  
 ATLANTA, GEORGIA 30328  
 TELEPHONE: 770 396 7248  
 FAX: 770 396 2945  
 WWW.THEPRESTONPARTNERSHIP.COM

**CONSULTANT**  
**KTD Consulting Engineers**  
 ALTAMONTE SPRINGS, FL  
 237 S. WESTMONTE DR.  
 PH: 407 834 7900  
 FAIRFAX, VA  
 9840 MAIN STREET  
 PH: 703 338 2889  
 www.ktdengineers.com



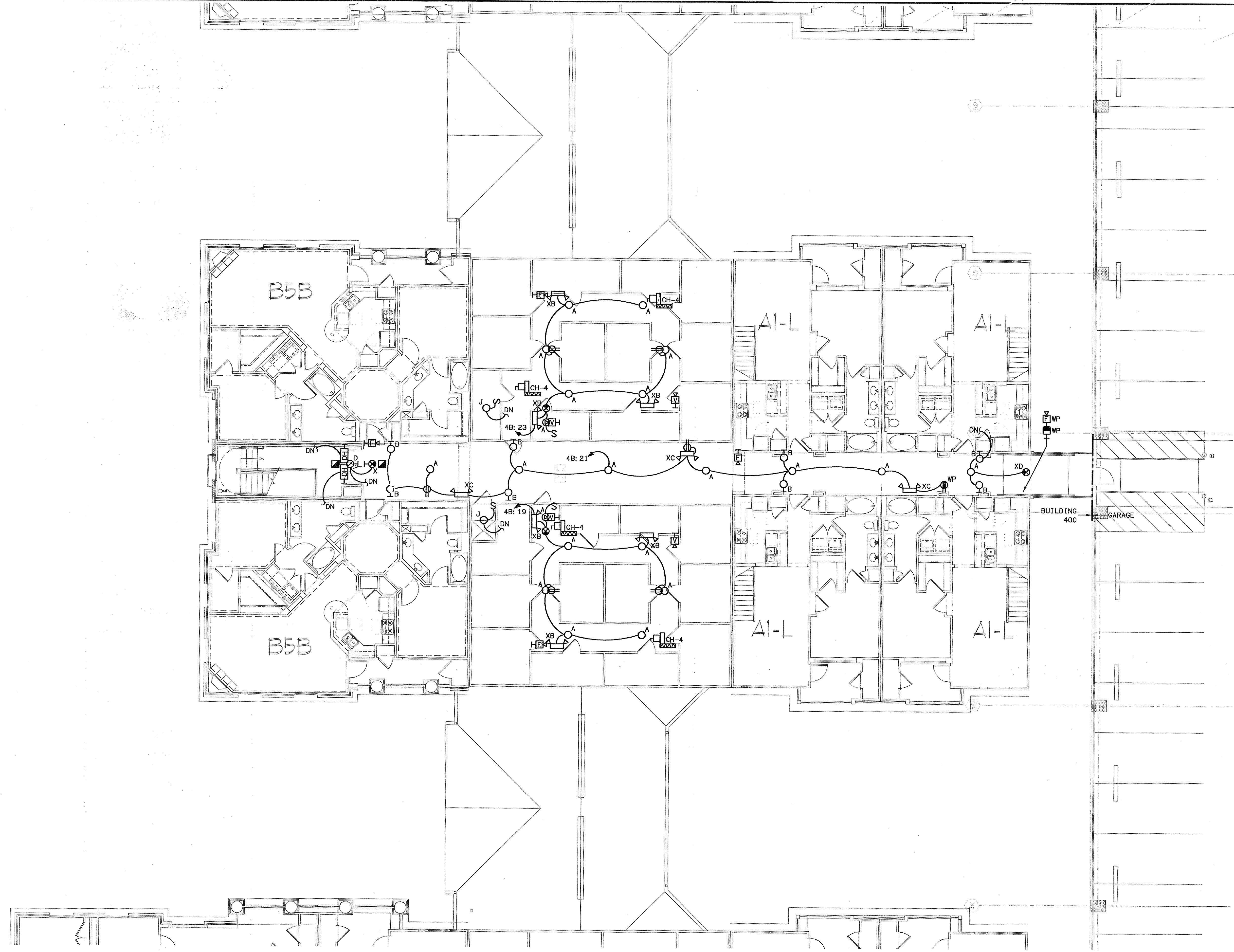
I CERTIFY THAT THESE DOCUMENTS WERE PREPARED OR APPROVED BY ME, AND THAT I AM DULY LICENSED AS INDICATED HEREON UNDER THE LAWS OF THE STATE OF MARYLAND. LICENSE NUMBER 8848 EXPIRATION DATE SEPTEMBER 1, 2004.

**PROJECT**  
**ARCHSTONE**  
**KENTLANDS**  
 MARYLAND

**FOR**  
**ARCHSTONE**  
**COMMUNITIES**  
 Six Piedmont Center, Suite 600  
 Atlanta, Georgia 30305  
 404-237-9292

**REVISIONS**  
 07/18/03 RELEASED FOR CONSTRUCTION


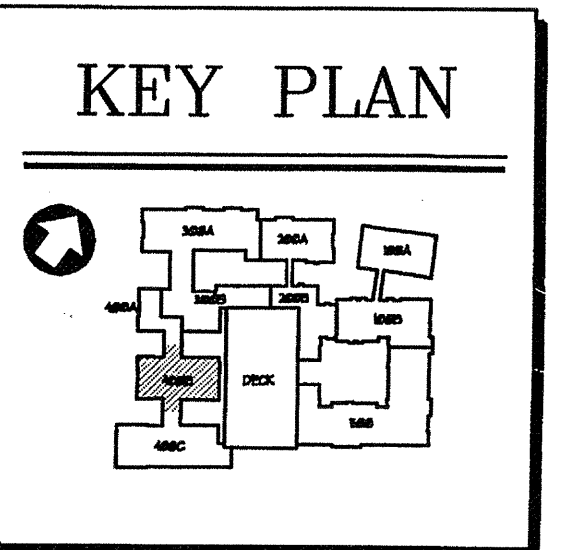
DATE: 06/10/02  
 JOB NUMBER: 021102  
 DRAWN BY: MLD  
 CHECKED BY: MLD  
 DRAWING TITLE: MLD  
**BUILDING 400B - LEVEL THREE**  
**ELECTRICAL PLAN**  
 DRAWING NUMBER: **E-123**  
 COMMENTS:



**BUILDING 400B - LEVEL FOUR - ELECTRICAL PLAN**  
 E-124 SCALE: 1/8" = 1'-0" 07/18/03 E-BLDG-400B


DISCONNECT SCHEDULE					
DESIGNATION	LOAD	VOLTAGE/ PHASE	DISCONNECT SIZE	PANEL/CIRCUIT	NOTE
CH-4 #1	3.7	208/1	30A/2P/25AF	4B: 40, 42	-
CH-4 #2	3.7	208/1	30A/2P/25AF	4B: 39, 41	-
CH-4 #3	3.7	208/1	30A/2P/25AF	4B: 36, 38	-
CH-4 #4	3.7	208/1	30A/2P/25AF	4B: 35, 37	-

NOTES:



**THE PRESTON PARTNERSHIP, LLC**  
 A MULTI-DISCIPLINARY DESIGN FIRM  
 1000 ABERNATHY ROAD NE, SUITE 600  
 ATLANTA, GEORGIA 30328  
 TELEPHONE: 770 396 7248  
 FAX: 770 396 2945  
 WWW.THEPRESTONPARTNERSHIP.COM

**CONSULTANT**  
  
**KTD Consulting Engineers**  
 ALTAMONTE SPRINGS, FL.  
 237 S. WESTMONTE DR.  
 PH: 407.834.7000  
 FAIRFAX, VA  
 8640 MAIN STREET  
 PH: 703.338.2889  
 www.ktdengineers.com




IDENTIFY THAT THESE DOCUMENTS WERE PREPARED OR APPROVED BY ME, AND THAT I AM DULY LICENSED ARCHITECT UNDER THE LAWS OF THE STATE OF MARYLAND. LICENSE NUMBER: 8548 EXPIRATION DATE: SEPTEMBER 3, 2004.

**PROJECT**  
 ARCHSTONE  
 KENTLANDS  
 MARYLAND

**FOR**  
  
**ARCHSTONE**  
 COMMUNITIES  
 Six Piedmont Center, Suite 600  
 Atlanta, Georgia 30305  
 404-237-9292

**REVISIONS**  
 07/18/03 RELEASED FOR CONSTRUCTION

**DATE** 06/10/02  
**JOB NUMBER** 021102  
**DRAWN BY** MLD  
**CHECKED BY** MLD  
**DRAWING TITLE**  
 BUILDING 400B - LEVEL FOUR  
 ELECTRICAL PLAN  
**DRAWING NUMBER**  
 E-124  
**COMMENTS**

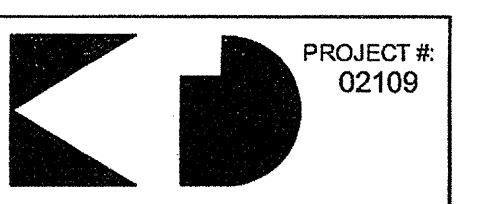


THE PRESTON PARTNERSHIP, LLC  
A MULTI-DISCIPLINARY DESIGN FIRM

1000 ABERNATHY ROAD NE, SUITE 600  
ATLANTA, GEORGIA 30328  
TELEPHONE: 770 396 7248  
FAX: 770 396 2945


WWW.THEPRESTONPARTNERSHIP.COM

CONSULTANT



PROJECT # 02109  
KTD Consulting Engineers  
ALTAMONTE SPRINGS, FL  
237 S. WESTMONTE DR.  
PH: 407 834 7600  
FAIRFAX, VA.  
8840 MAIN STREET  
PH: 703 338 2889  
www.ktdengineers.com

SEAL



IDENTIFY THAT THESE DOCUMENTS WERE PREPARED OR APPROVED BY ME AND THAT I AM DULY LICENSED ARCHITECT UNDER THE LAWS OF THE STATE OF MARYLAND LICENSE NUMBER 1046 EXPIRATION DATE SEPTEMBER 1, 2004

PROJECT

ARCHSTONE  
KENTLANDS

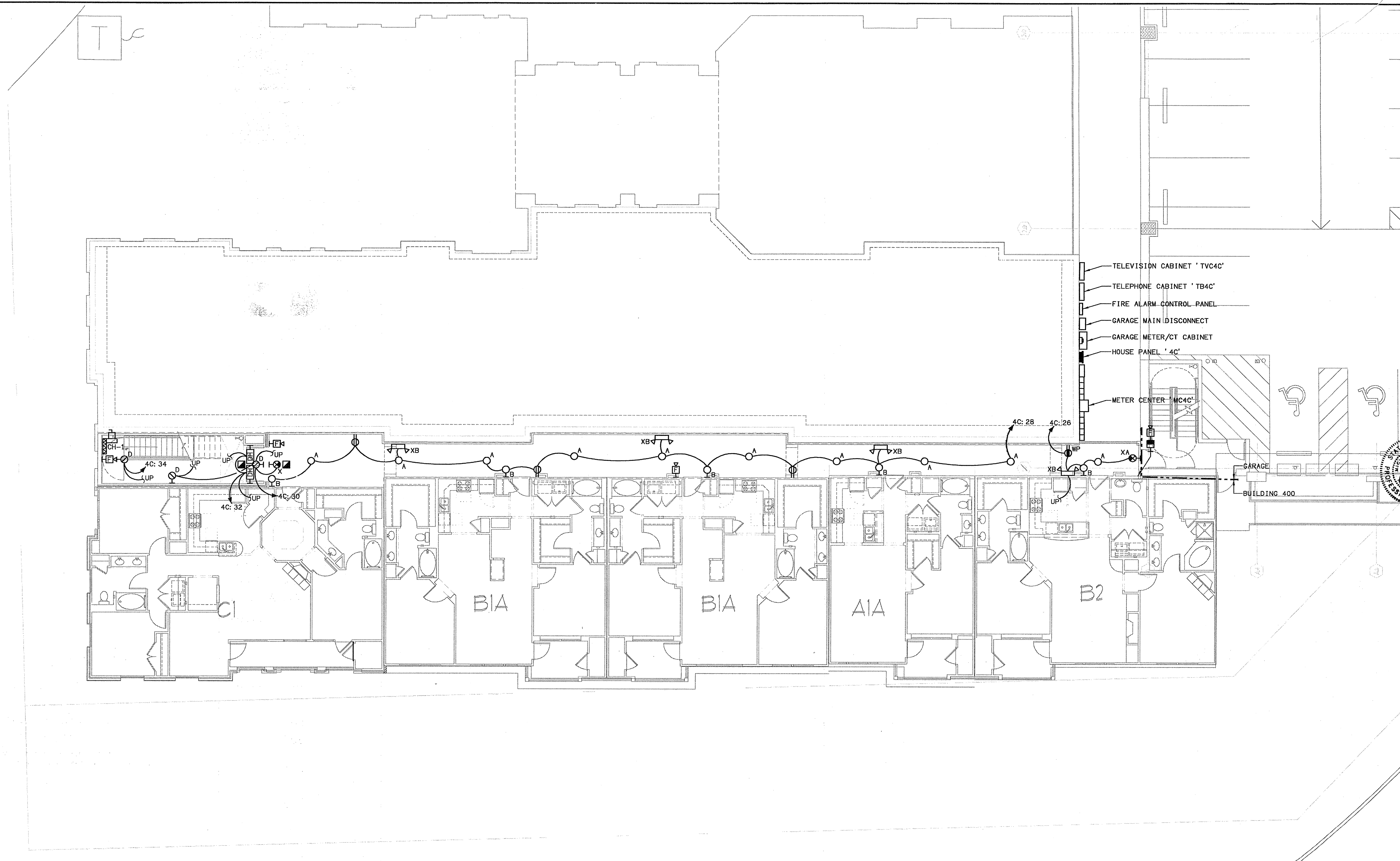
MARYLAND

FOR

ARCHSTONE  
COMMUNITIES  
Six Piedmont Center, Suite 600  
Atlanta, Georgia 30305  
404-237-9292

REVISIONS  
07/18/03 RELEASED FOR CONSTRUCTION

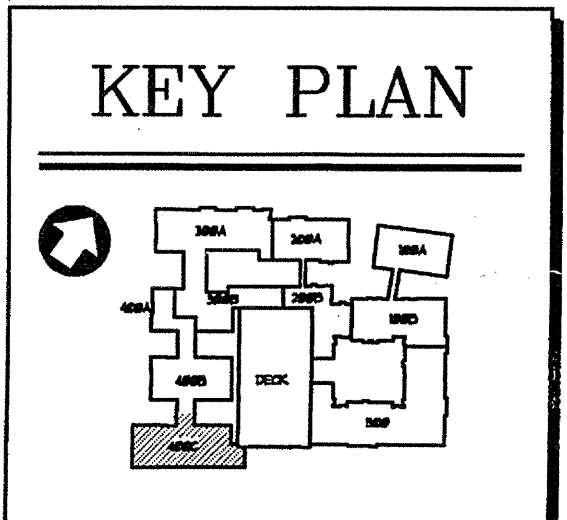
DATE 06/01/02  
JOB NUMBER 021108  
DRAWN BY MLD  
CHECKED BY MLD  
DRAWING TITLE BUILDING 400C - BASEMENT LEVEL ELECTRICAL PLAN  
DRAWING NUMBER E-126  
COMMENTS

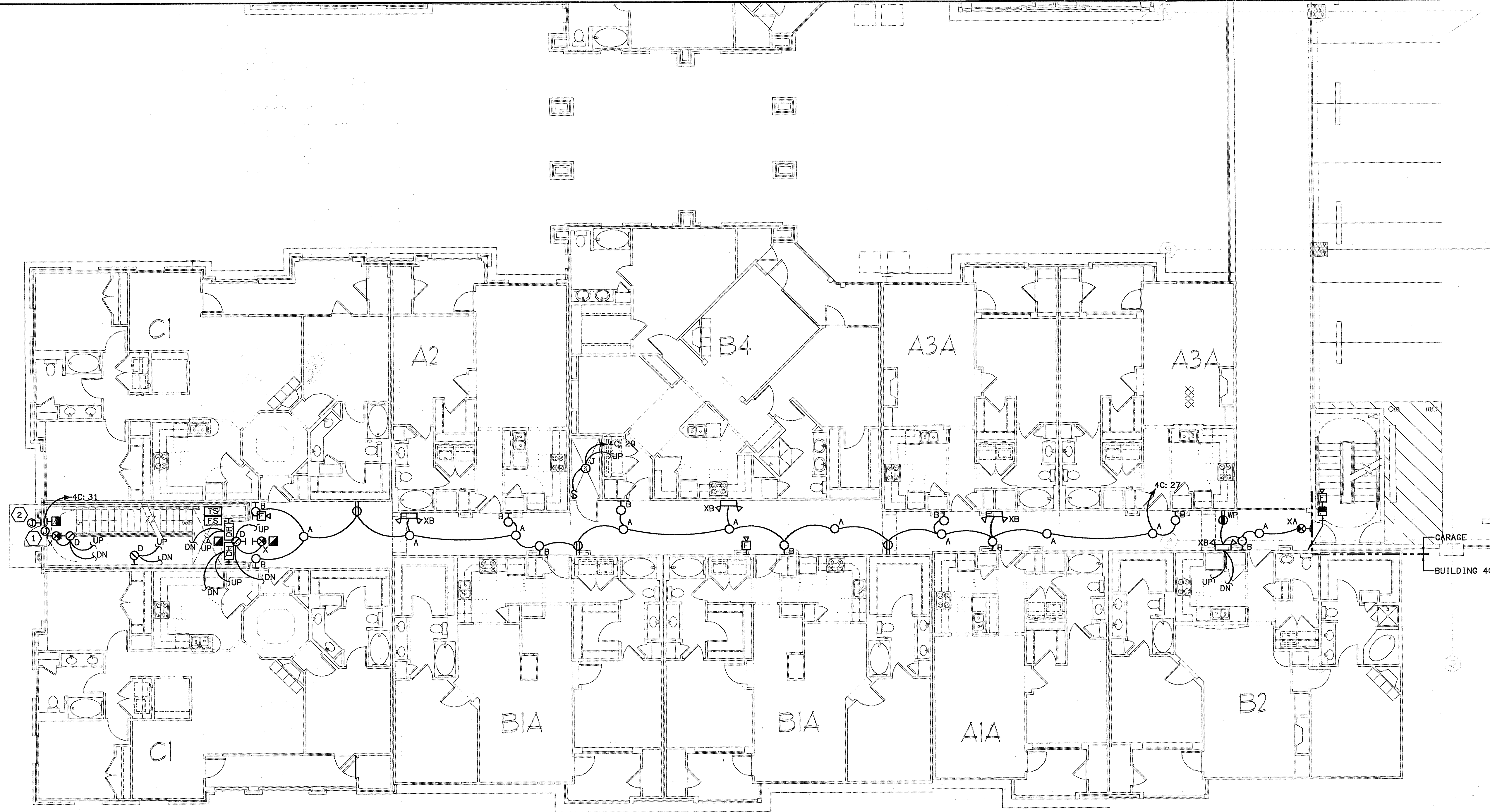


**BUILDING 400C - BASEMENT LEVEL - ELECTRICAL PLAN**  
E-126 SCALE: 1/8" = 1'-0" 07/18/03-E-BLDG-800

DISCONNECT SCHEDULE					
DESIGNATION	LOAD	VOLTAGE/ PHASE	DISCONNECT SIZE	PANEL/CIRCUIT	NOTE
CH-1	2.5	208/1	30A/2P/20AF	4C: 36, 38	--
FACP	0.5	120/1	NONE	4C: 24	--
TELEPHONE BOARD	0.4	120/1	NONE	4C: 20	--
TELEVISION BOARD	0.4	120/1	NONE	4C: 22	--

NOTES:


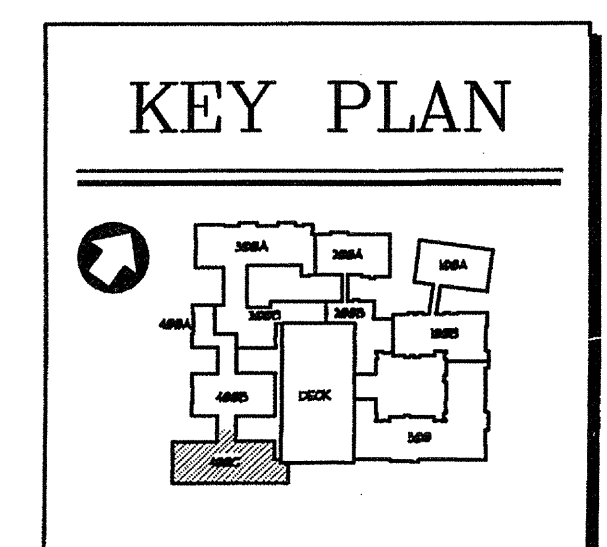




1 BUILDING 400C - LEVEL ONE - ELECTRICAL PLAN  
 SCALE: 1/8" = 1'-0" 02109-E-BLDG-500


**ELECTRICAL SHEET NOTES**

- ① ELECTRIC DOOR STRIKE CONNECTION.
- ② CARD READER CONNECTION. MOUNT @ 48" AFF. PROVIDE 3/4" C WITH PULLWIRE TO TELEPHONE BOARD.



THE PRESTON PARTNERSHIP, LLC  
 A MULTI-DISCIPLINARY DESIGN FIRM  
 1000 ABERNATHY ROAD NE, SUITE 600  
 ATLANTA, GEORGIA 30328  
 TELEPHONE: 770 396 7248  
 FAX: 770 396 2945  
 WWW.THEPRESTONPARTNERSHIP.COM

PROJECT # 02109  
**KTD Consulting Engineers**  
 ALTAMONTE SPRINGS, FL  
 237 S. WESTMONTE DR.  
 PH: 407.834.7000  
 FAIRFAX, VA.  
 9640 MAIN STREET  
 PH: 703.338.2899 www.ktdengineers.com



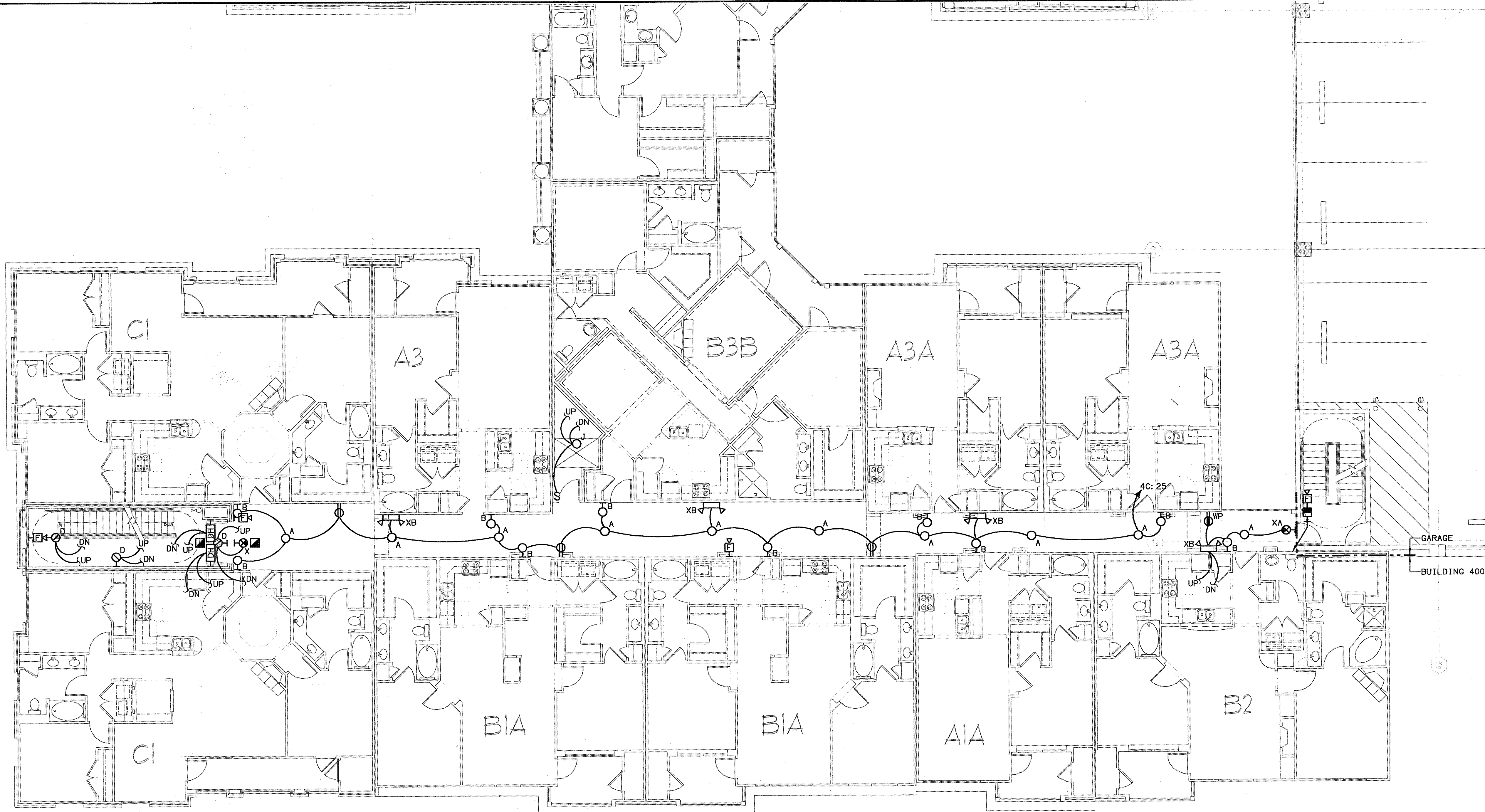
I CERTIFY THAT THESE DOCUMENTS WERE PREPARED OR APPROVED BY ME AND THAT I AM A DULY LICENSED ARCHITECT UNDER THE LAWS OF THE STATE OF MARYLAND AND/OR UNDER STATE REGISTRATION UNDER ESTABLISHED LAWS.

PROJECT  
**ARCHSTONE KENTLANDS**  
 MARYLAND


FOR  
**ARCHSTONE COMMUNITIES**  
 Six Piedmont Center, Suite 600  
 Atlanta, Georgia 30305  
 404-237-9292

REVISIONS  
 07/18/03 RELEASED FOR CONSTRUCTION

DATE 06/12/02  
 JOB NUMBER 021109  
 DRAWN BY MLD  
 CHECKED BY MLD  
 DRAWING TITLE BUILDING 400C - LEVEL ONE ELECTRICAL PLAN  
 DRAWING NUMBER E-127  
 COMMENTS



**BUILDING 400C - LEVEL TWO - ELECTRICAL PLAN**  
 E-128 SCALE: 1/8" = 1'-0" 07/18/03-BLDG-900




**THE PRESTON PARTNERSHIP, LLC**  
 A MULTI-DISCIPLINARY DESIGN FIRM

1000 ABERNATHY ROAD NE, SUITE 600  
 ATLANTA, GEORGIA 30328  
 TELEPHONE: 770 396 7248  
 FAX: 770 396 2945

WWW.THEPRESTONPARTNERSHIP.COM


CONSULTANT



**KTD Consulting Engineers**  
 ALTAMONTE SPRINGS, FL  
 237 S. WESTMONTE DR.  
 PH: 407.834.7900

FAIRFAX, VA  
 9840 MAIN STREET  
 PH: 703.338.2899

SEAL



I CERTIFY THAT THESE DOCUMENTS WERE PREPARED OR APPROVED BY ME AND THAT I AM DULY LICENSED ARCHITECT UNDER THE LAWS OF THE STATE OF MARYLAND LICENSE NUMBER 9084 EXPIRATION DATE SEPTEMBER 3, 2006

PROJECT

**ARCHSTONE KENTLANDS**

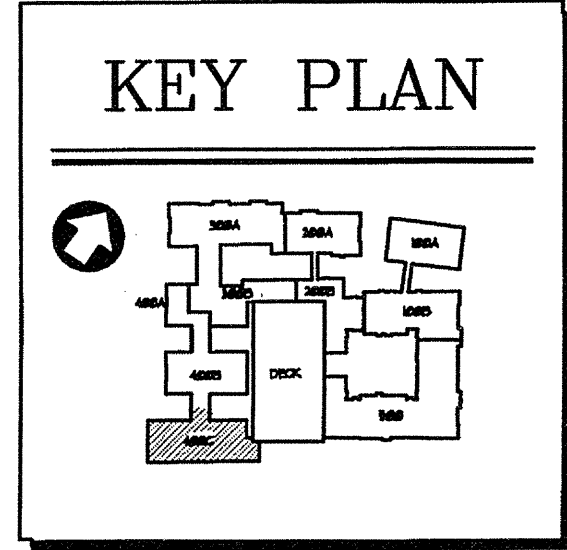
MARYLAND

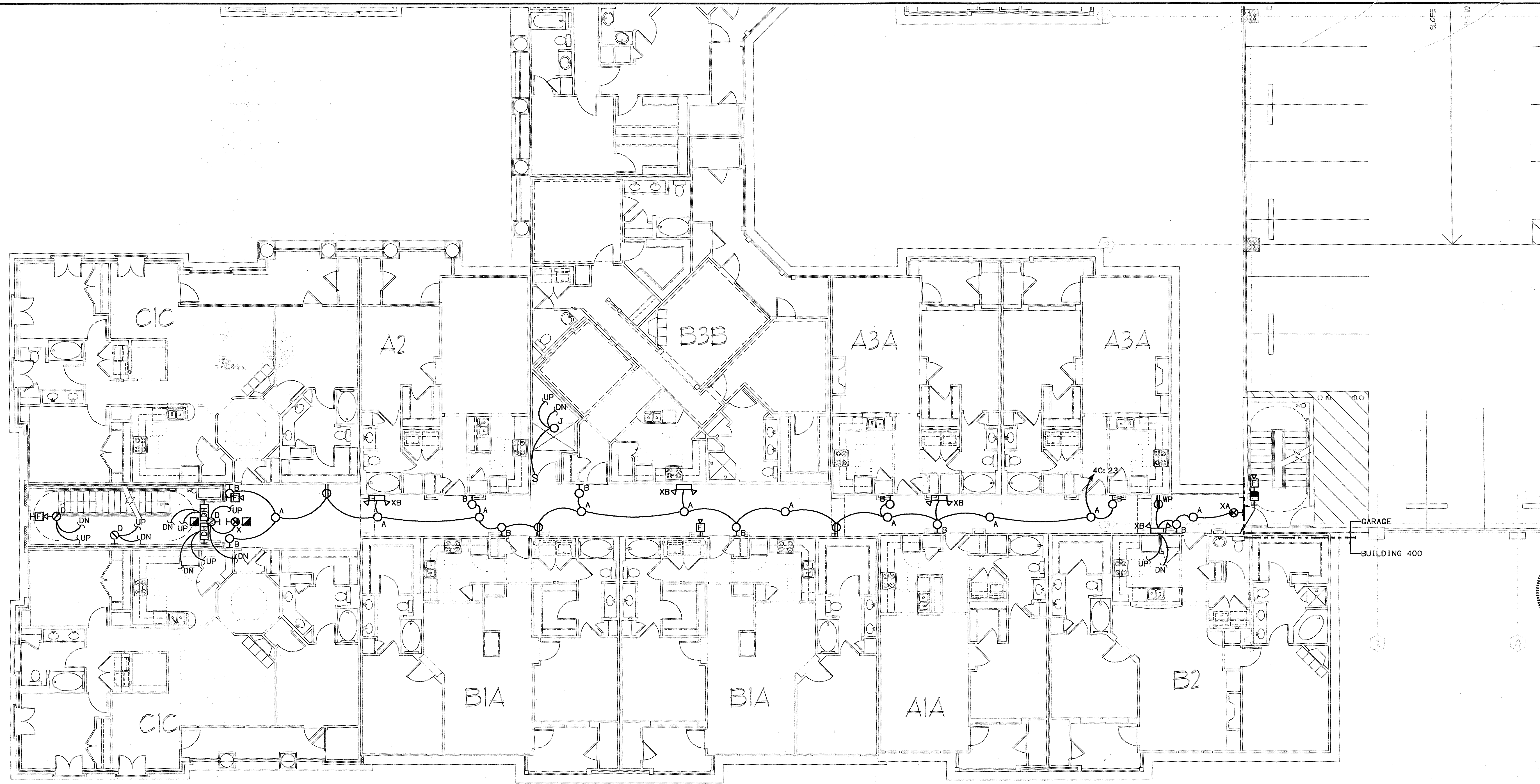
FOR

**ARCHSTONE COMMUNITIES**  
 Six Piedmont Center, Suite 600  
 Atlanta, Georgia 30305  
 404-237-9292

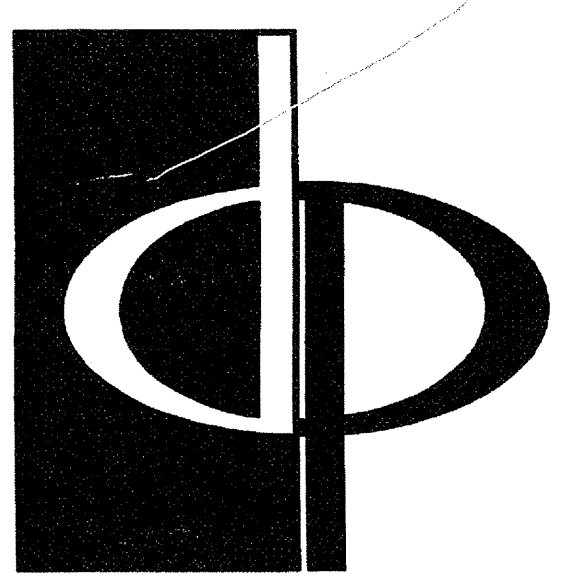
REVISIONS  
 07/18/03 RELEASED FOR CONSTRUCTION

DATE	06/12/02
JOB NUMBER	0211026
DRAWN BY	MLD
CHECKED BY	MLD
DRAWING TITLE	BUILDING 400C - LEVEL TWO ELECTRICAL PLAN
DRAWING NUMBER	E-128
COMMENTS	






**BUILDING 400C - LEVEL THREE - ELECTRICAL PLAN**  
 SCALE: 1/8" = 1'-0" E-129 2203-E-BLDG-520



**THE PRESTON PARTNERSHIP, LLC**  
 A MULTI-DISCIPLINARY DESIGN FIRM  
 1000 ABERNATHY ROAD NE, SUITE 600  
 ATLANTA, GEORGIA 30328  
 TELEPHONE: 770 396 7248  
 FAX: 770 396 2945  
 WWW.THEPRESTONPARTNERSHIP.COM

**CONSULTANT**  
 PROJECT # 02109  
**KTD Consulting Engineers**  
 ALTAMONTE SPRINGS, FL  
 237 S. WESTMONTE DR.  
 PH: 407.834.7903  
 FAIRFAX, VA  
 9640 MAIN STREET  
 PH: 703.338.2899  
 WWW.ktdengineers.com

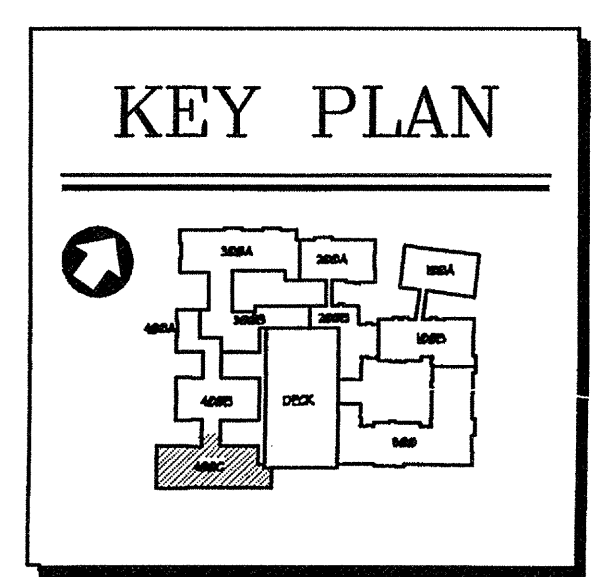


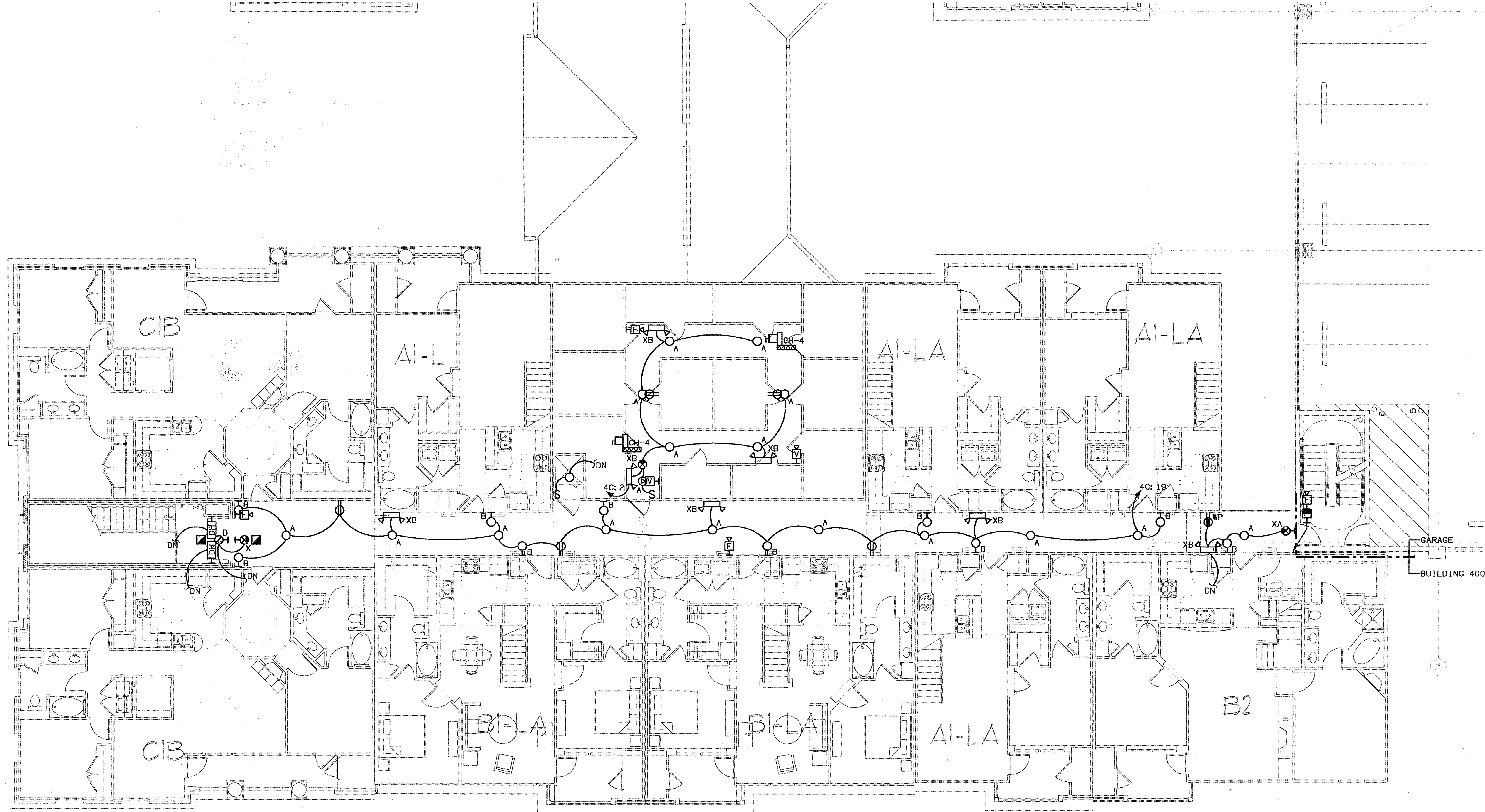
**PROJECT**  
 ARCHSTONE  
 KENTLANDS  
 MARYLAD

**FOR**  
**ARCHSTONE**  
 COMMUNITIES  
 Six Piedmont Center, Suite 600  
 Atlanta, Georgia 30305  
 404-237-9292

**REVISIONS**  
 07/18/03 RELEASED FOR CONSTRUCTION


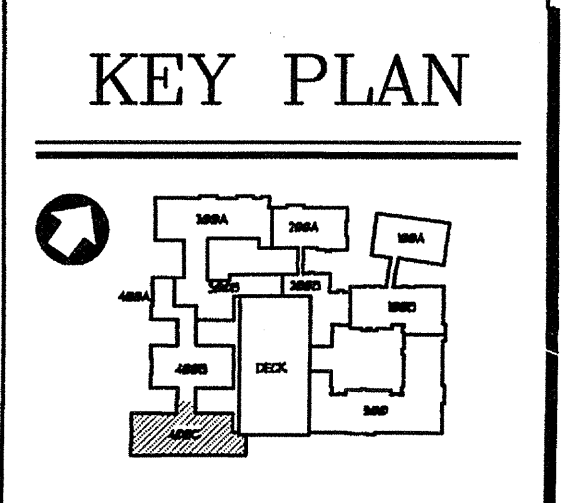
**DATE** 06/01/02  
**JOB NUMBER** 221102  
**DRAWN BY** HLD  
**CHECKED BY** HLD  
**DRAWING TITLE** BUILDING 400C - LEVEL THREE ELECTRICAL PLAN  
**DRAWING NUMBER** E-129  
**COMMENTS**





**BUILDING 400C - LEVEL FOUR - ELECTRICAL PLAN**  
 SCALE: 1/8" = 1'-0" 021102-E-BLDG-500

DISCONNECT SCHEDULE					
DESIGNATION	LOAD	VOLTAGE/ PHASE	DISCONNECT SIZE	PANEL/CIRCUIT	NOTE
CH-4 #1	3.7	208/1	30A/2P/25AF	4C: 40, 42	-
CH-4 #2	3.7	208/1	30A/2P/25AF	4C: 39, 41	-
NOTES:					




**THE PRESTON PARTNERSHIP, LLC**  
 A MULTI-DISCIPLINARY DESIGN FIRM

1000 ABERNATHY ROAD NE, SUITE 600  
 ATLANTA, GEORGIA 30328  
 TELEPHONE: 770 396 7248  
 FAX: 770 396 2945

WWW.THEPRESTONPARTNERSHIP.COM


CONSULTANT



**KTD Consulting Engineers**  
 ALTAMONTE SPRINGS, FL.  
 237 S. WESTMONTE DR.  
 PH: 407.834.7900

FAIRFAX, VA.  
 9840 MAIN STREET  
 PH: 703.338.2889  
 www.ktdengineers.com

REAL



I CERTIFY THAT THESE DOCUMENTS WERE PREPARED OR APPROVED BY ME AND THAT I AM DULY LICENSED ARCHITECT UNDER THE LAWS OF THE STATE OF MARYLAND, LICENSE NUMBER 8848 EXPIRATION DATE SEPTEMBER 1, 2004.

PROJECT

ARCHSTONE  
 KENTLANDS

MARYLAND

FOR

**ARCHSTONE**  
 COMMUNITIES  
 Six Piedmont Center, Suite 600  
 Atlanta, Georgia 30305  
 404-237-9292

REVISIONS

07/18/03 RELEASED FOR CONSTRUCTION

DATE

JOB NUMBER 06102102

DRAWN BY 021102

CHECKED BY MLD

DRAWING TITLE MLD

BUILDING 400C - LEVEL FOUR

ELECTRICAL PLAN

DRAWING NUMBER

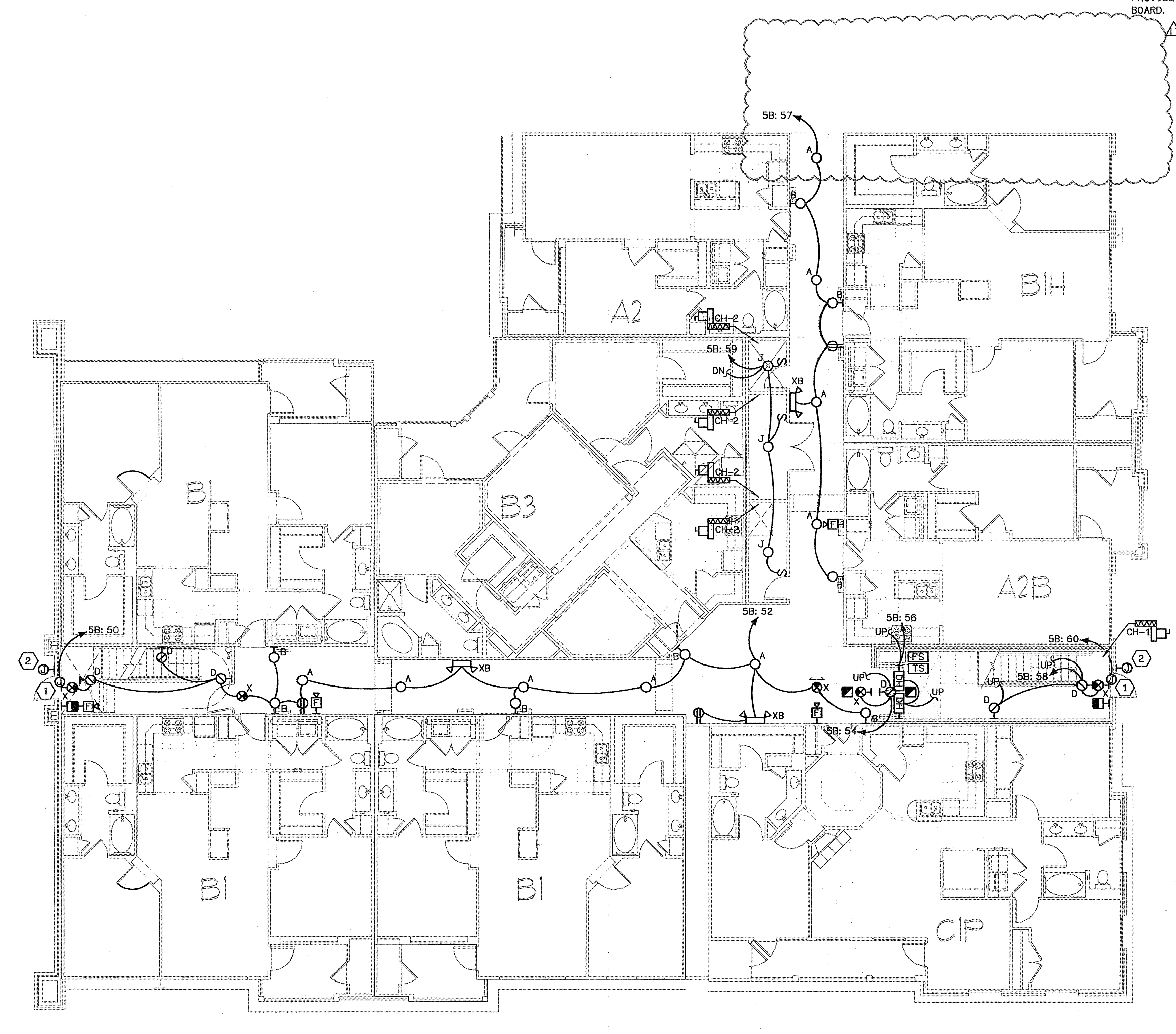
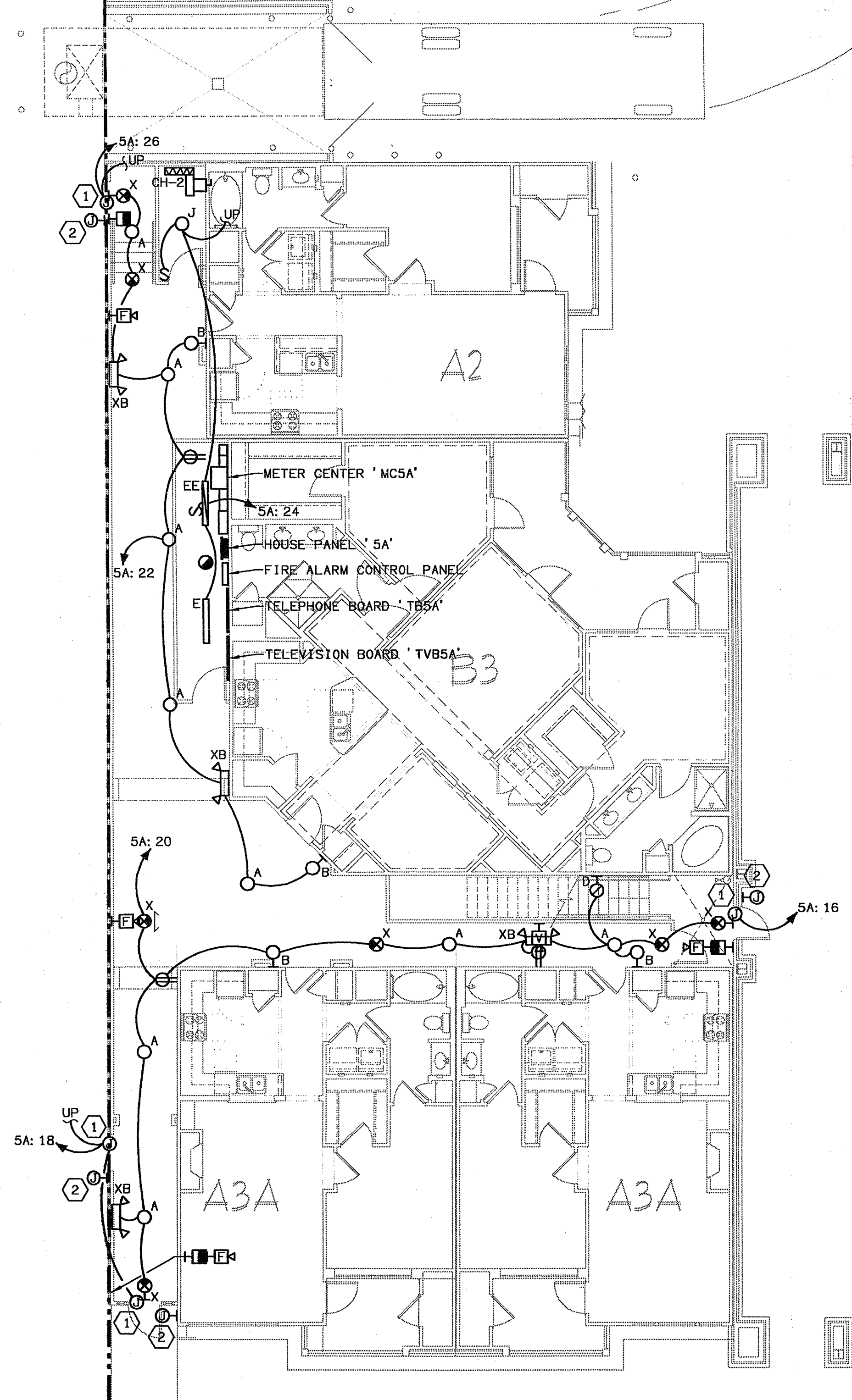
E-130

COMMENTS

GARAGE - BUILDING 500

**ELECTRICAL SHEET NOTES**

- ① ELECTRIC DOOR STRIKE CONNECTION.
- ② CARD READER CONNECTION. MOUNT @ 48" AFF. PROVIDE 3/4" C WITH PULLWIRE TO TELEPHONE BOARD.



**BUILDING 500 - LEVEL ONE - ELECTRICAL PLAN**  
 SCALE: 1/8" = 1'-0"  
 02109-E-BLDG-600

**BUILDING 500A DISCONNECT SCHEDULE**

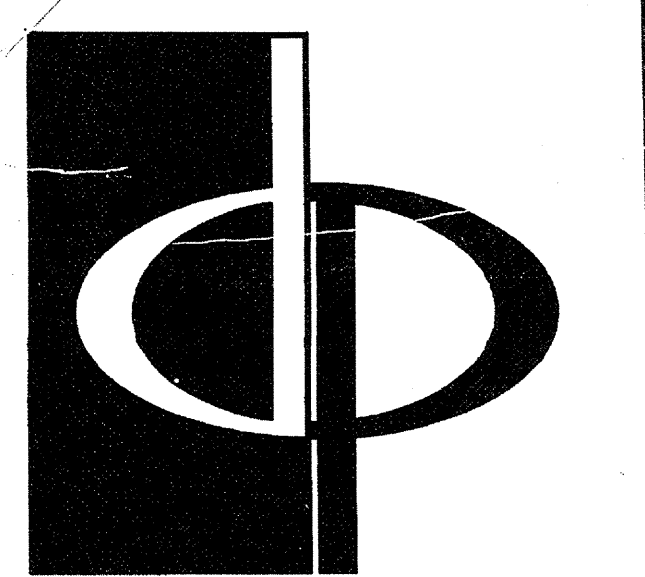
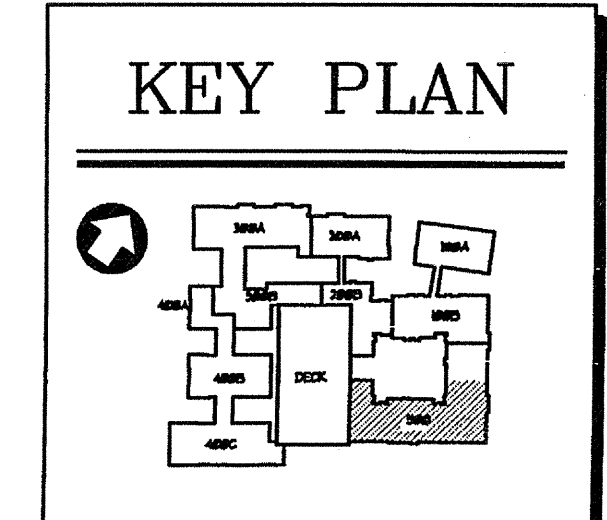
DESIGNATION	LOAD	VOLTAGE/ PHASE	DISCONNECT SIZE	PANEL/CIRCUIT	NOTE
CH-2	0.8	120/1	30A/1P/15AF	5A: 30	-
FACP	0.5	120/1	NONE	5A: 14	-
TELEPHONE BOARD	0.4	120/1	NONE	5A: 8	-
TELEVISION BOARD	0.4	120/1	NONE	5A: 10	-

NOTES:

**BUILDING 500B DISCONNECT SCHEDULE**

DESIGNATION	LOAD	VOLTAGE/ PHASE	DISCONNECT SIZE	PANEL/CIRCUIT	NOTE
CH-1	2.5	208/1	30A/2P/20AF	5B: 28, 30	-
CH-2 #1	0.8	120/1	30A/1P/15AF	5B: 29	-
CH-2 #2	0.8	120/1	30A/1P/15AF	5B: 27	-
CH-2 #3	0.8	120/1	30A/1P/15AF	5B: 26	-
CH-2 #4	0.8	120/1	30A/1P/15AF	5B: 25	-
FACP	0.5	120/1	NONE	5B: 46	-
TELEPHONE BOARD	0.4	120/1	NONE	5B: 40	-
TELEVISION BOARD	0.4	120/1	NONE	5B: 42	-

NOTES:



**THE PRESTON PARTNERSHIP, LLC**  
 A MULTI-DISCIPLINARY DESIGN FIRM


1000 ABERNATHY ROAD NE, SUITE 600  
 ATLANTA, GEORGIA 30328  
 TELEPHONE: 770 396 7248  
 FAX: 770 396 2945

WWW.THEPRESTONPARTNERSHIP.COM

CONSULTANT

**KTD Consulting Engineers**  
 ALTAMONTE SPRINGS, FL  
 237 S. WESTMONTE DR.  
 PH: 407.834.7900  
 FAIRFAX, VA  
 8840 MAIN STREET  
 PH: 703.339.2899

SEAL



PROJECT

ARCHSTONE  
 KENTLANDS

MARYLAND

FOR

**ARCHSTONE**  
 COMMUNITIES  
 Six Piedmont Center, Suite 600  
 Atlanta, Georgia 30305  
 404-237-9292

REVISIONS  
 07/18/03 RELEASED FOR CONSTRUCTION  
 09/15/03 AMENITY AREA REVISION


DATE: 06/10/02  
 JOB NUMBER: 021109  
 DRAWN BY: MLD  
 CHECKED BY: MLD  
 DRAWING TITLE: BUILDING 500 - LEVEL ONE ELECTRICAL PLAN  
 DRAWING NUMBER: E-1.32  
 COMMENTS:



GARAGE - BUILDING 500

**ELECTRICAL SHEET NOTES**

- ① ELECTRIC DOOR STRIKE CONNECTION.
- ② CARD READER CONNECTION. MOUNT @ 48" AFF. PROVIDE 34" C WITH FULLWIRE TO TELEPHONE BOARD.



THE PRESTON PARTNERSHIP, LLC  
A MULTI-DISCIPLINARY DESIGN FIRM

1000 ABERNATHY ROAD, SUITE 600  
ATLANTA, GEORGIA 30328  
TELEPHONE: 770 396 7248  
FAX: 770 396 2945


WWW.THEPRESTONPARTNERSHIP.COM

CONSULTANT



PROJECT # 02109  
KTD Consulting Engineers  
ALTA MONTE SPRINGS, FL.  
237 S. WESTMONTE DR.  
PH: 407.854.7900  
FAIRFAX, VA.  
9840 MAIN STREET  
PH: 703.338.2889  
www.ktdengineers.com

SEAL



I CERTIFY THAT THESE DOCUMENTS WERE PREPARED OR APPROVED BY ME AND THAT I AM DULY LICENSED AND REGISTERED UNDER THE LAWS OF THE STATE OF MARYLAND. LICENSE NUMBER 9846 EXPIRATION DATE SEPTEMBER 9, 2004

PROJECT

ARCHSTONE  
KENTLANDS

MARYLAND

FOR

**ARCHSTONE**  
COMMUNITIES  
Six Piedmont Center, Suite 600  
Atlanta, Georgia 30305  
404-237-9292

REVISIONS

07/18/03 RELEASED FOR CONSTRUCTION

DATE 06/10/02

JOB NUMBER 021109

DRAWN BY MLD

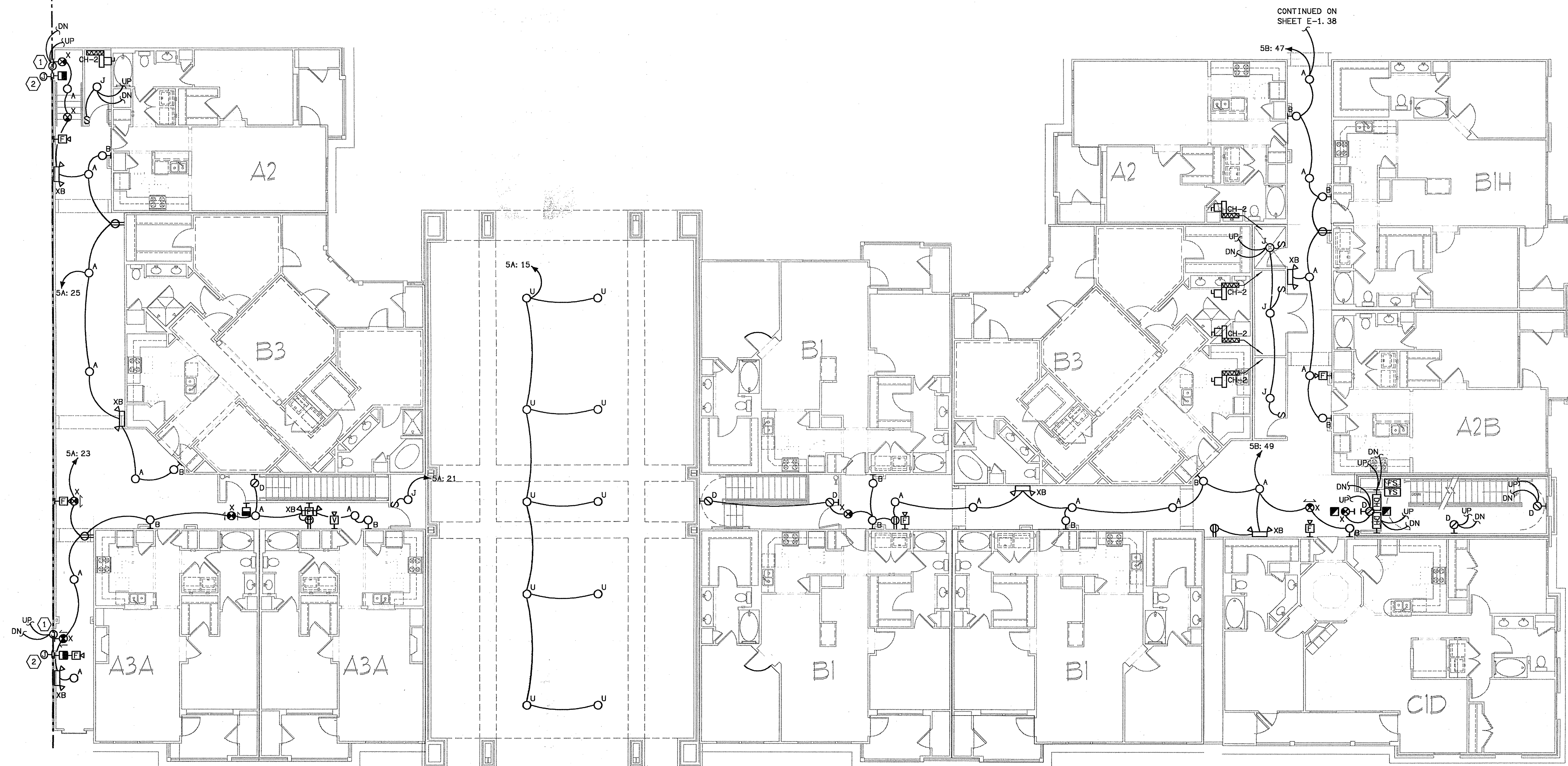
CHECKED BY MLD

DRAWING TITLE BUILDING 500 - LEVEL TWO

ELECTRICAL PLAN

DRAWING NUMBER E-133

COMMENTS



**BUILDING 500 - LEVEL TWO - ELECTRICAL PLAN**  
SCALE: 1/8" = 1'-0"  
02109-E-BLDG-500

**BUILDING 500A DISCONNECT SCHEDULE**

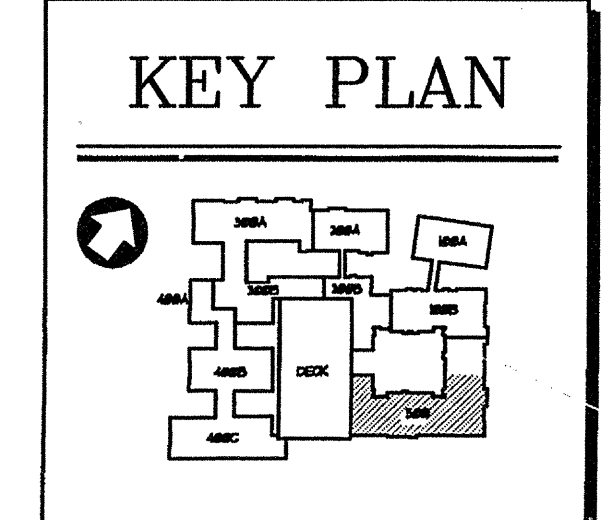
DESIGNATION	LOAD	VOLTAGE/PHASE	DISCONNECT SIZE	PANEL/CIRCUIT	NOTE
CH-2	0.8	120/1	30A/1P/15AF	5A: 29	-

NOTES:

**BUILDING 500B DISCONNECT SCHEDULE**

DESIGNATION	LOAD	VOLTAGE/PHASE	DISCONNECT SIZE	PANEL/CIRCUIT	NOTE
CH-2 #1	0.8	120/1	30A/1P/15AF	5B: 24	-
CH-2 #2	0.8	120/1	30A/1P/15AF	5B: 23	-
CH-2 #3	0.8	120/1	30A/1P/15AF	5B: 22	-
CH-2 #4	0.8	120/1	30A/1P/15AF	5B: 21	-


NOTES:



GARAGE - BUILDING 500

**ELECTRICAL SHEET NOTES**

- ① ELECTRIC DOOR STRIKE CONNECTION.
- ② CARD READER CONNECTION. MOUNT @ 48" AFF. PROVIDE 3/4" C WITH FULLWIRE TO TELEPHONE BOARD.




**THE PRESTON PARTNERSHIP, LLC**  
A MULTI-DISCIPLINARY DESIGN FIRM

1000 ABERNATHY ROAD NE, SUITE 600  
ATLANTA, GEORGIA 30328  
TELEPHONE: 770 396 7248  
FAX: 770 396 2945

WWW.THEPRESTONPARTNERSHIP.COM


CONSULTANT



**KTD Consulting Engineers**  
ALTAMONTE SPRINGS, FL  
237 S. WESTMONTE DR.  
PH: 407.834.7900

FAIRFAX, VA  
9640 MAIN STREET  
PH: 703.338.2889

REAL



I CERTIFY THAT THESE DOCUMENTS WERE PREPARED OR APPROVED BY ME AND THAT I AM DULY LICENSED ARCHITECT UNDER THE LAWS OF THE STATE OF MARYLAND. LICENSE NUMBER: 0044 EXPIRATION DATE: 03/31/2004

PROJECT

ARCHSTONE  
KENTLANDS  
MARYLAND

FOR

**ARCHSTONE**  
COMMUNITIES  
Six Piedmont Center, Suite 600  
Atlanta, Georgia 30305  
404-237-9292

REVISIONS

07/18/03 RELEASED FOR CONSTRUCTION

DATE

JOB NUMBER 0610102

DRAWN BY 0211108

CHECKED BY MLD

DRAWING TITLE MLD

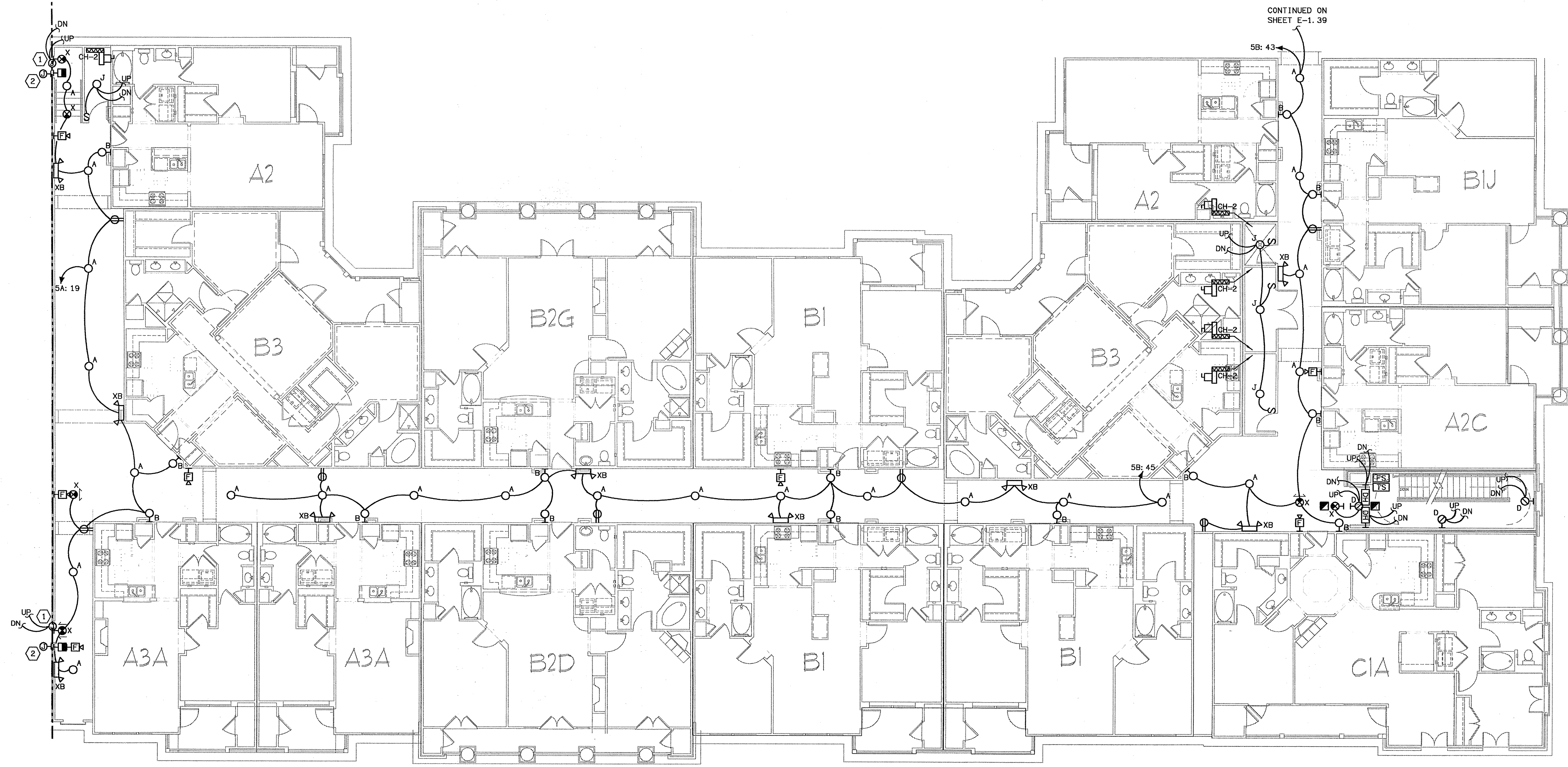
BUILDING 500 - LEVEL THREE

ELECTRICAL PLAN

DRAWING NUMBER

E-134

COMMENTS



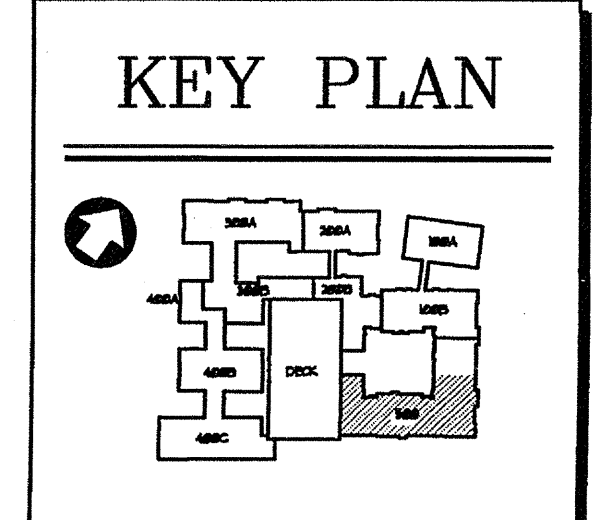
**BUILDING 500 - LEVEL THREE - ELECTRICAL PLAN**  
SCALE: 1/8" = 1'-0" 07/03-E-BLDG-600

BUILDING 500A DISCONNECT SCHEDULE					
DESIGNATION	LOAD	VOLTAGE/PHASE	DISCONNECT SIZE	PANEL/CIRCUIT	NOTE
CH-2	0.8	120/1	30A/1P/15AF	5A: 28	-

NOTES:

BUILDING 500B DISCONNECT SCHEDULE					
DESIGNATION	LOAD	VOLTAGE/PHASE	DISCONNECT SIZE	PANEL/CIRCUIT	NOTE
CH-2 #1	0.8	120/1	30A/1P/15AF	5B: 20	-
CH-2 #2	0.8	120/1	30A/1P/15AF	5B: 19	-
CH-2 #3	0.8	120/1	30A/1P/15AF	5B: 18	-
CH-2 #4	0.8	120/1	30A/1P/15AF	5B: 17	-

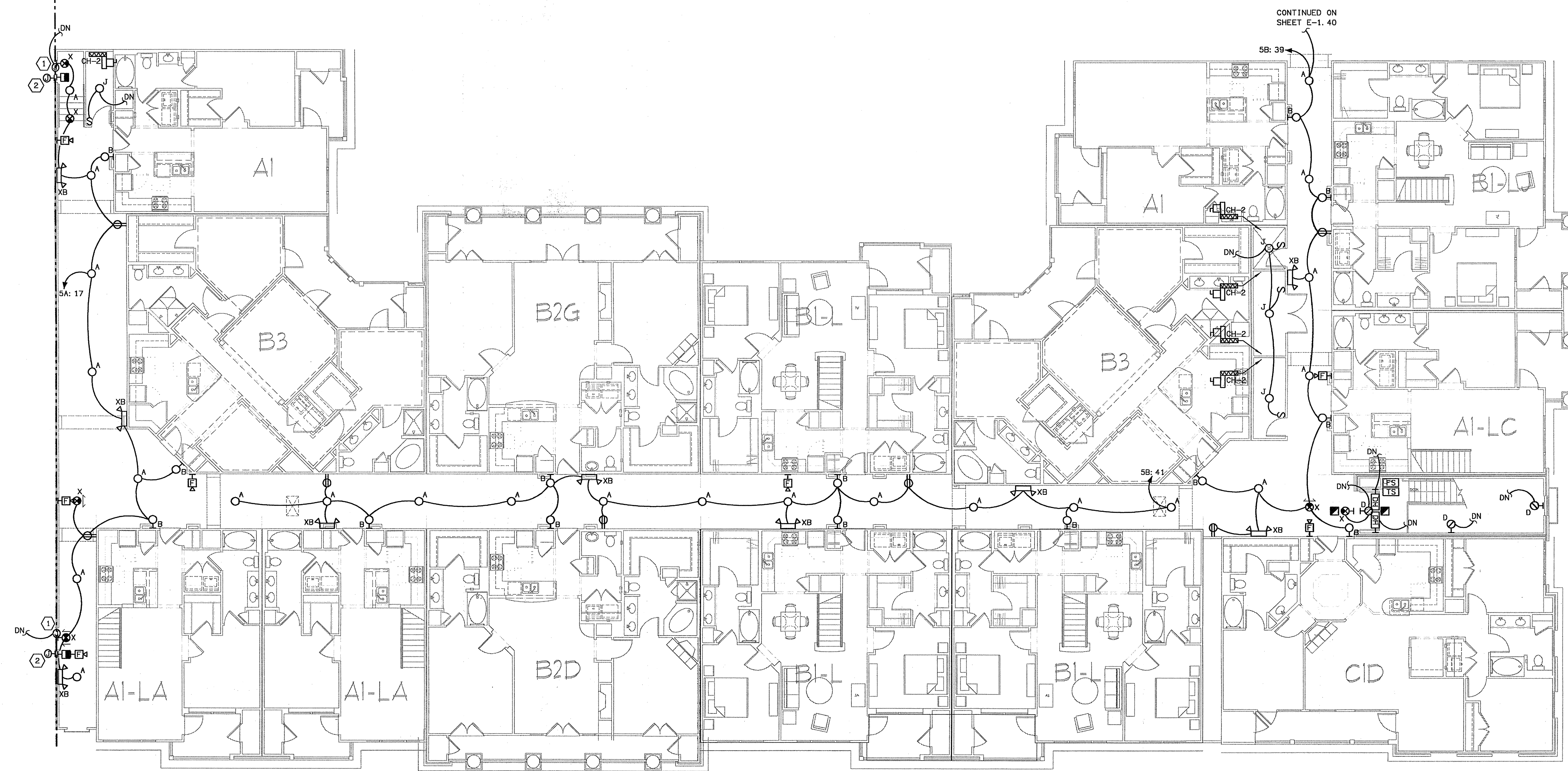
NOTES:



GARAGE - BUILDING 500

**ELECTRICAL SHEET NOTES**

- ① ELECTRIC DOOR STRIKE CONNECTION.
- ② CARD READER CONNECTION. MOUNT @ 48" AFF. PROVIDE 3/4" C WITH PULLWIRE TO TELEPHONE BOARD.



**BUILDING 500 - LEVEL FOUR - ELECTRICAL PLAN**  
 E-135 SCALE: 1/8" = 1'-0" 021103-E-BLDG-600

**BUILDING 500A DISCONNECT SCHEDULE**


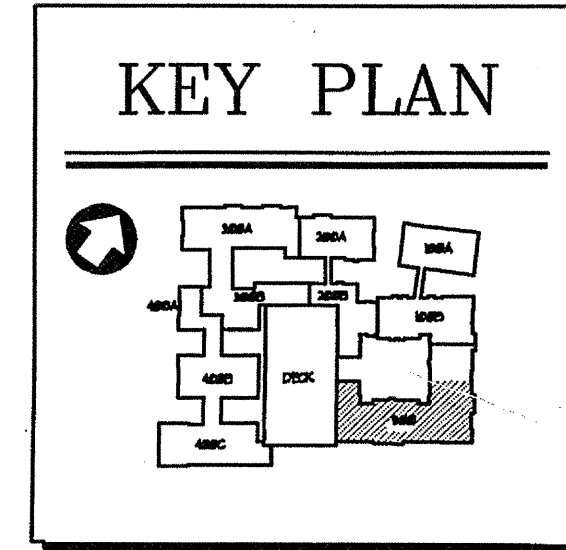
DESIGNATION	LOAD	VOLTAGE/PHASE	DISCONNECT SIZE	PANEL/CIRCUIT	NOTE
CH-2	0.8	120/1	30A/1P/15AF	5A: 27	-

NOTES:

**BUILDING 500B DISCONNECT SCHEDULE**


DESIGNATION	LOAD	VOLTAGE/PHASE	DISCONNECT SIZE	PANEL/CIRCUIT	NOTE
CH-2 #1	0.8	120/1	30A/1P/15AF	5B: 16	-
CH-2 #2	0.8	120/1	30A/1P/15AF	5B: 15	-
CH-2 #3	0.8	120/1	30A/1P/15AF	5B: 14	-
CH-2 #4	0.8	120/1	30A/1P/15AF	5B: 13	-

NOTES:

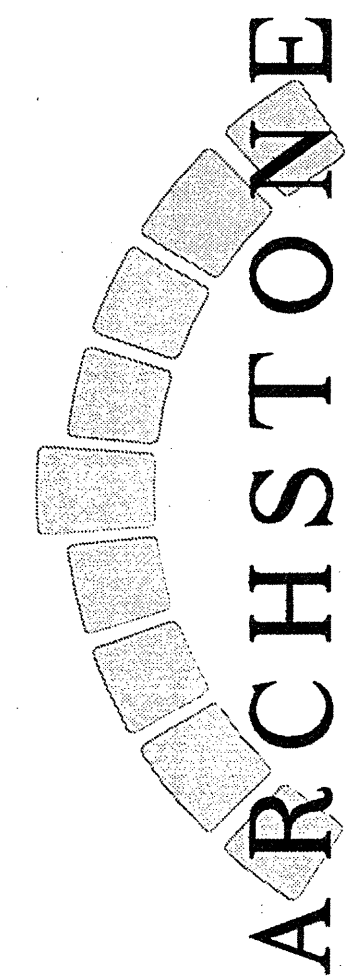


**THE PRESTON PARTNERSHIP, LLC**  
 A MULTI-DISCIPLINARY DESIGN FIRM  
 1000 ABERNATHY ROAD NE, SUITE 600  
 ATLANTA, GEORGIA 30328  
 TELEPHONE: 770 396 7248  
 FAX: 770 396 2945  
 WWW.THEPRESTONPARTNERSHIP.COM

**CONSULTANT**  
 PROJECT # 02109  
**KTD Consulting Engineers**  
 ALTAMONTE SPRINGS, FL  
 237 S. WESTMONTE DR.  
 PH: 407.834.7900  
 FAIRFAX, VA  
 9840 MAIN STREET  
 PH: 703.338.2889 www.ktdengineers.com



**PROJECT**  
 ARCHSTONE  
 KENTLANDS  
 MARYLAND


**FOR**  
  
 COMMUNITIES  
 Six Piedmont Center, Suite 600  
 Atlanta, Georgia 30305  
 404-237-9292

**REVISIONS**  
 07/18/03 RELEASED FOR CONSTRUCTION

**DATE** 06/10/02  
**JOB NUMBER** 021103  
**DRAWN BY** MLD  
**CHECKED BY** MLD  
**DRAWING TITLE** BUILDING 500 - LEVEL FOUR ELECTRICAL PLAN  
**DRAWING NUMBER** E-135  
**COMMENTS**

**ELECTRICAL SHEET NOTES**

- 1 ELECTRIC DOOR STRIKE CONNECTION.
- 2 CARD READER CONNECTION. MOUNT @ 48" AFF. PROVIDE 3/4" C WITH PULLWIRE TO TELEPHONE BOARD.



THE PRESTON PARTNERSHIP, LLC  
A MULTI-DISCIPLINARY DESIGN FIRM


1000 ABERNATHY ROAD NE, SUITE 600  
ATLANTA, GEORGIA 30328  
TELEPHONE: 770 396 7248  
FAX: 770 396 2945

WWW.THEPRESTONPARTNERSHIP.COM

CONSULTANT

**KTD Consulting Engineers**  
ALTAMONTE SPRINGS, FL.  
237 S. WESTMONTE DR.  
P.O. BOX 634-7900  
FAIRFAX, VA.  
9640 MAIN STREET  
P.O. BOX 339-2809

SEAL



CERTIFY THAT THESE DOCUMENTS WERE PREPARED OR APPROVED BY ME AND THAT I AM A LICENSED ARCHITECT UNDER THE LAWS OF THE STATE OF MARYLAND. LICENSE NUMBER: 0211028. DATE: 07/18/03.

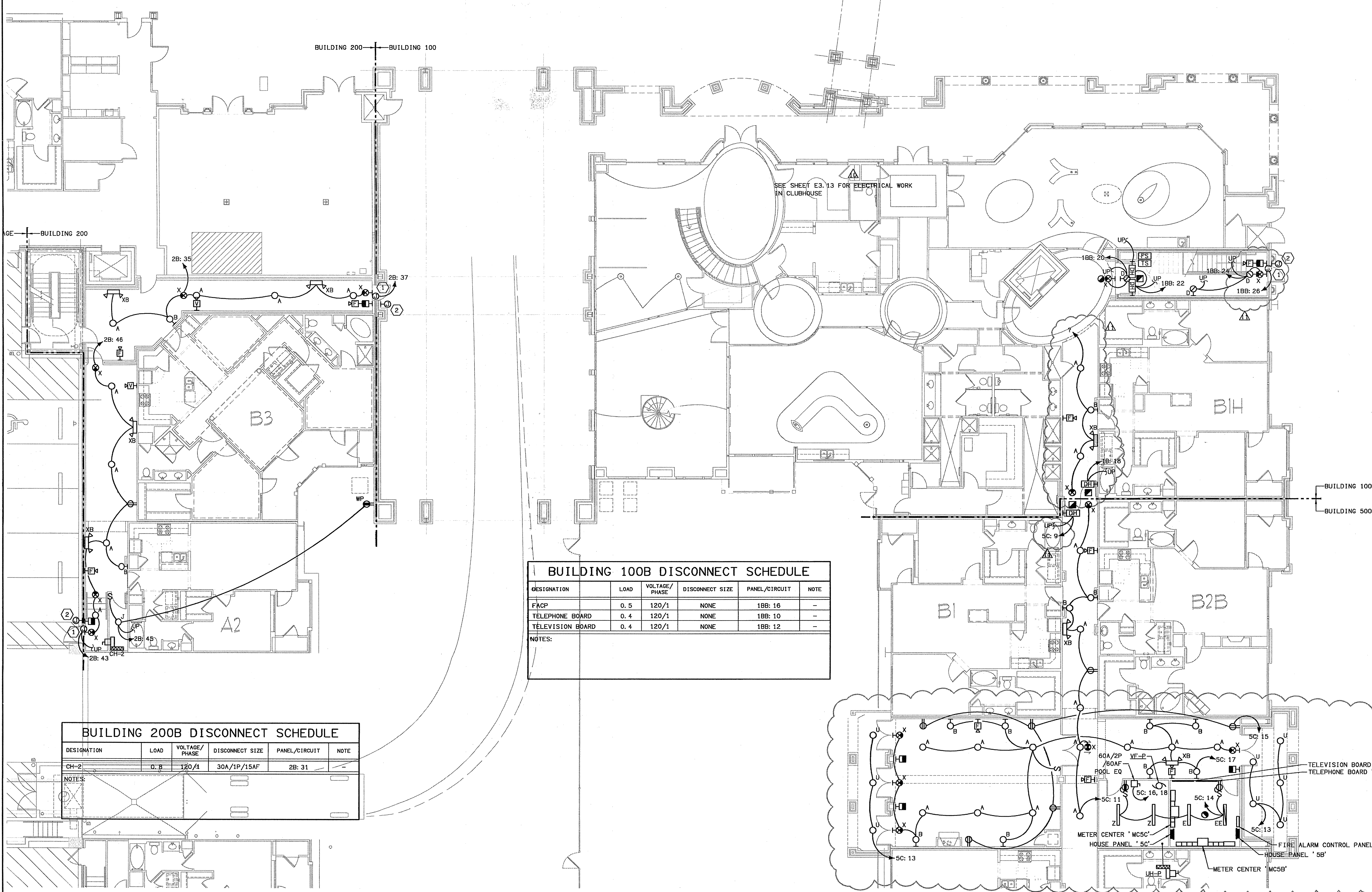
PROJECT  
**ARCHSTONE KENTLANDS**  
MARYLAND

FOR

**ARCHSTONE COMMUNITIES**  
Six Piedmont Center, Suite 600  
Atlanta, Georgia 30305  
404-237-9292

REVISIONS  
07/18/03 RELEASED FOR CONSTRUCTION  
07/18/03 RELEASED FOR CONSTRUCTION  
09/15/03 AMENITY AREA REVISION

DATE: 06/10/02  
JOB NUMBER: 0211028  
DRAWN BY: MLD  
CHECKED BY: MLD  
DRAWING TITLE: BUILDING 100B, 200B & 500 - LEVEL ONE ELECTRICAL PLAN  
DRAWING NUMBER: E-137  
COMMENTS:



**BUILDING 100B DISCONNECT SCHEDULE**

DESIGNATION	LOAD	VOLTAGE/PHASE	DISCONNECT SIZE	PANEL/CIRCUIT	NOTE
FACP	0.5	120/1	NONE	1BB: 16	-
TELEPHONE BOARD	0.4	120/1	NONE	1BB: 10	-
TELEVISION BOARD	0.4	120/1	NONE	1BB: 12	-

NOTES:

**BUILDING 200B DISCONNECT SCHEDULE**

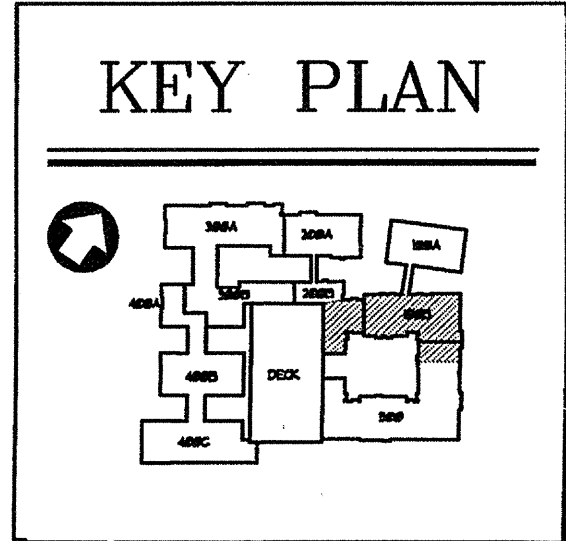
DESIGNATION	LOAD	VOLTAGE/PHASE	DISCONNECT SIZE	PANEL/CIRCUIT	NOTE
CH-2	0.8	120/1	30A/1P/15AF	2B: 31	-

NOTES:

**BUILDING 500C DISCONNECT SCHEDULE**

DESIGNATION	LOAD	VOLTAGE/PHASE	DISCONNECT SIZE	PANEL/CIRCUIT	NOTE
FACP	0.5	120/1	NONE	5C: 12	-
TELEPHONE BOARD	0.4	120/1	NONE	5C: 6	-
TELEVISION BOARD	0.4	120/1	NONE	5C: B	-
LH-P	3.0	208/1	30A/2P/20AF	5C: 5, 7	-
VF-P	0.7	120/1	20A/1P/NF	5C: 3	-

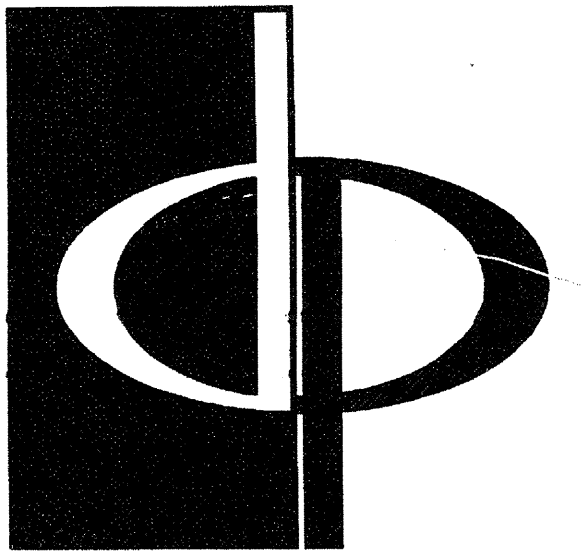
NOTES:



1 BUILDING 100B, 200B & 500 - LEVEL ONE - ELECTRICAL PLAN  
SCALE: 1/8" = 1'-0"  
07/05-E-BLDG-100

**ELECTRICAL SHEET NOTES**

- 1 ELECTRIC DOOR STRIKE CONNECTION.
- 2 CARD READER CONNECTION. MOUNT @ 48" AFF. PROVIDE 34"C WITH PULLWIRE TO TELEPHONE BOARD.



**THE PRESTON PARTNERSHIP, LLC**  
A MULTI-DISCIPLINARY DESIGN FIRM

1000 ABERNATHY ROAD NE, SUITE 600  
ATLANTA, GEORGIA 30328  
TELEPHONE: 770 396 7248  
FAX: 770 396 2945


WWW.THEPRESTONPARTNERSHIP.COM

CONSULTANT



**KTD Consulting Engineers**  
ALTAMONTE SPRINGS, FL  
237 S. WESTMONTE DR.  
PH: 407 834 7600  
FAIRFAX, VA.  
9840 MAIN STREET  
PH: 703 338 2889  
www.ktdengineers.com

REAL



ACCEPT THAT THESE DOCUMENTS WERE PREPARED OR APPROVED BY ME AND THAT I AM DULY LICENSED ARCHITECT UNDER THE LAWS OF THE STATE OF MARYLAND. LICENSE NUMBER 0006 EXPIRATION DATE SEPTEMBER 6, 2009.

PROJECT

**ARCHSTONE  
KENTLANDS**

MARYLAND

FOR

**ARCHSTONE  
COMMUNITIES**  
Six Piedmont Center, Suite 600  
Atlanta, Georgia 30305  
404-237-9292

REVISIONS

- 07/18/03 RELEASED FOR CONSTRUCTION
- 10/07/18/03 RELEASED FOR CONSTRUCTION
- 11/09/15/03 AMENITY AREA REVISION

DATE 06/27/02

JOB NUMBER 021102

DRAWN BY MLD

CHECKED BY MLD

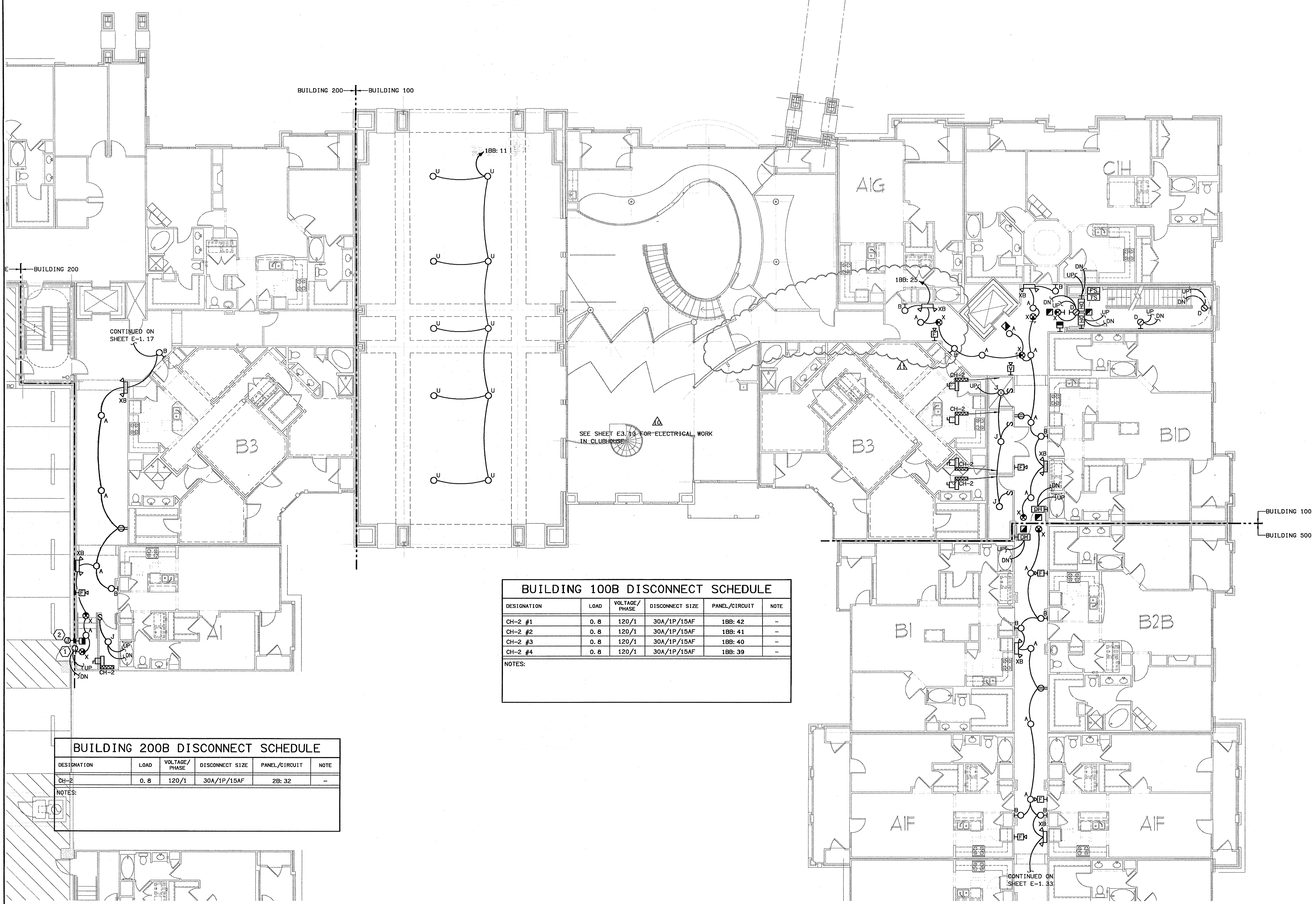
DRAWING TITLE MLD

**BUILDING 100B, 200B & 500 - LEVEL TWO**

**ELECTRICAL PLAN**

DRAWING NUMBER E-138

COMMENTS



**BUILDING 100B DISCONNECT SCHEDULE**

DESIGNATION	LOAD	VOLTAGE/PHASE	DISCONNECT SIZE	PANEL/CIRCUIT	NOTE
CH-2 #1	0.8	120/1	30A/1P/15AF	1BB: 42	-
CH-2 #2	0.8	120/1	30A/1P/15AF	1BB: 41	-
CH-2 #3	0.8	120/1	30A/1P/15AF	1BB: 40	-
CH-2 #4	0.8	120/1	30A/1P/15AF	1BB: 39	-

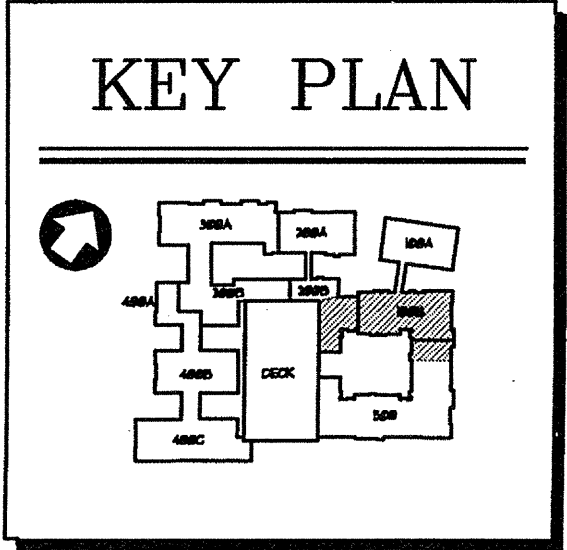
NOTES:

**BUILDING 200B DISCONNECT SCHEDULE**

DESIGNATION	LOAD	VOLTAGE/PHASE	DISCONNECT SIZE	PANEL/CIRCUIT	NOTE
CH-2	0.8	120/1	30A/1P/15AF	2B: 32	-


NOTES:

**BUILDING 100B, 200B & 500 - LEVEL TWO - ELECTRICAL PLAN**  
SCALE: 1/8" = 1'-0"  
021102-E-BLDG-102



**ELECTRICAL SHEET NOTES**

- ① ELECTRIC DOOR STRIKE CONNECTION.
- ② CARD READER CONNECTION. MOUNT @ 48" AFF. PROVIDE 94°C WITH PULLWIRE TO TELEPHONE BOARD.




**THE PRESTON PARTNERSHIP, LLC**  
A MULTI-DISCIPLINARY DESIGN FIRM

1000 ABERNATHY ROAD NE, SUITE 600  
ATLANTA, GEORGIA 30328  
TELEPHONE: 770 396 7248  
FAX: 770 396 2945


WWW.THEPRESTONPARTNERSHIP.COM

**CONSULTANT**



**KTD Consulting Engineers**  
ALTAMONTE SPRINGS, FL  
237 S. WESTMONTE DR.  
PH: 407 834 7900  
FAIRFAX, VA.  
9840 MAIN STREET  
PH: 703 338 2889  
www.ktdengineers.com

**REAL**



I CERTIFY THAT THESE DOCUMENTS WERE PREPARED OR APPROVED BY ME, AND THAT I AM A DULY LICENSED ARCHITECT UNDER THE LAWS OF THE STATE OF MARYLAND. LICENSE NUMBER: 8886 EXPIRATION DATE: SEPTEMBER 3, 2004.

**PROJECT**

**ARCHSTONE  
KENTLANDS**

MARYLAND

**FOR**

**ARCHSTONE  
COMMUNITIES**  
Six Piedmont Center, Suite 600  
Atlanta, Georgia 30305  
404-237-9292

**REVISIONS**

- 07/18/03 RELEASED FOR CONSTRUCTION
- 07/18/03 RELEASED FOR CONSTRUCTION
- 09/15/03 AMENITY AREA REVISION

DATE: 06/10/02

JOB NUMBER: 021102

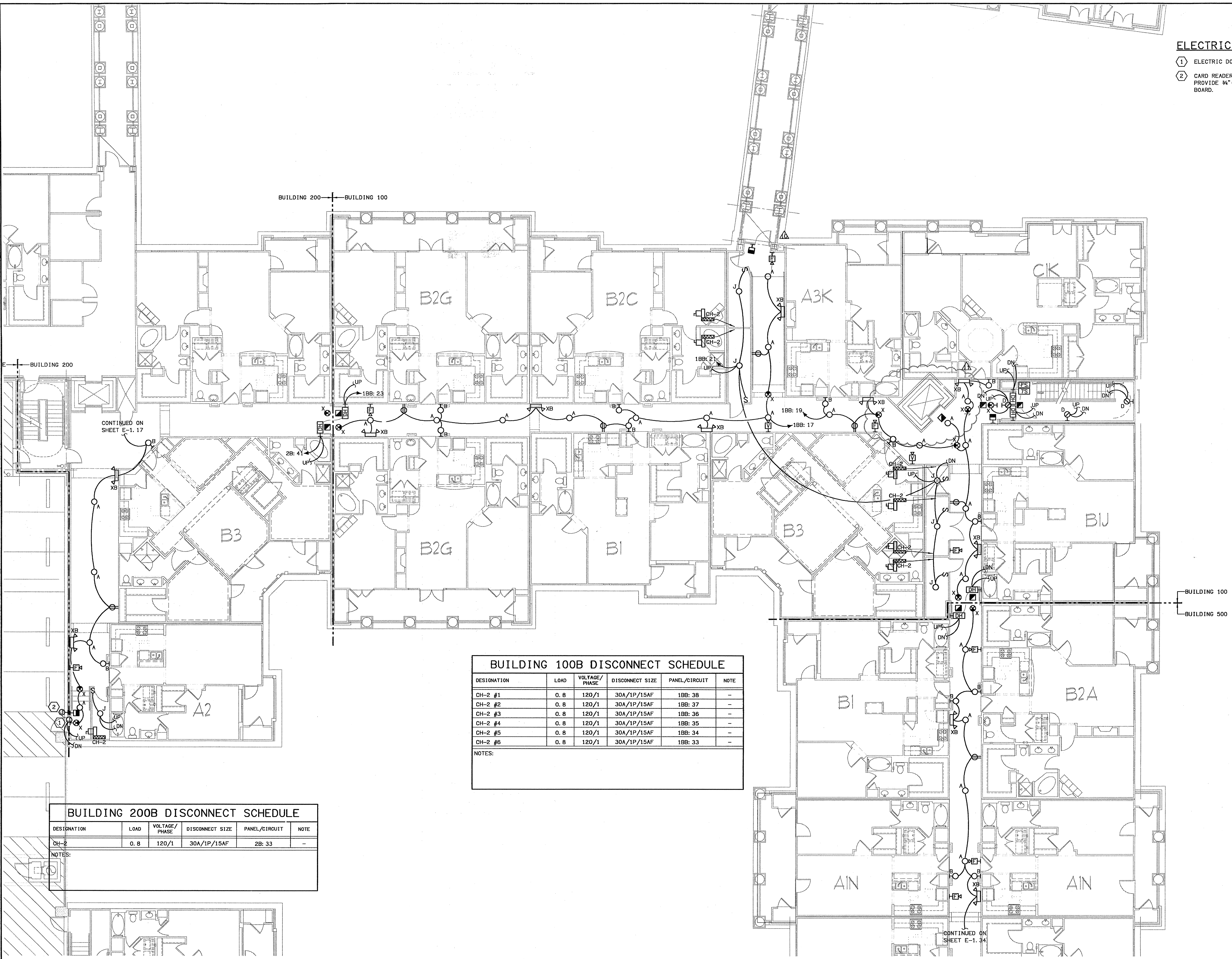
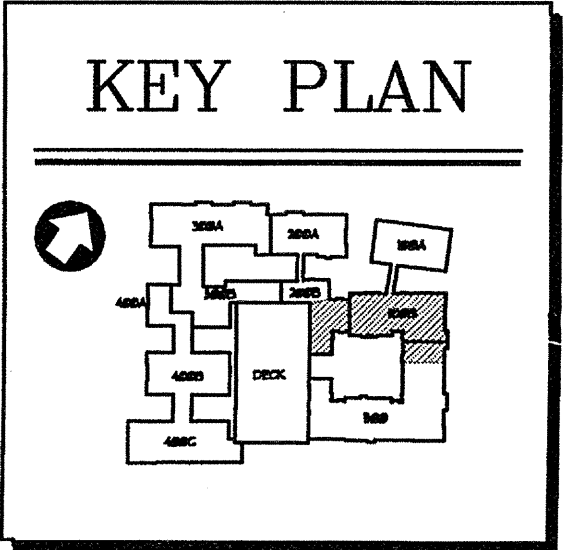
DRAWN BY: MLD

CHECKED BY: MLD

DRAWING TITLE: BUILDING 100B, 200B & 500 - LEVEL THREE ELECTRICAL PLAN

DRAWING NUMBER: E-139

COMMENTS:



**BUILDING 200B DISCONNECT SCHEDULE**


DESIGNATION	LOAD	VOLTAGE/PHASE	DISCONNECT SIZE	PANEL/CIRCUIT	NOTE
CH-2	0.8	120/1	30A/1P/15AF	2B: 33	-

NOTES:

**BUILDING 100B, 200B & 500 - LEVEL THREE - ELECTRICAL PLAN**  
SCALE: 1/8" = 1'-0"  
02102-E-SLDG-102

**ELECTRICAL SHEET NOTES**

- ① ELECTRIC DOOR STRIKE CONNECTION.
- ② CARD READER CONNECTION. MOUNT @ 48" AFF. PROVIDE 34" C WITH PULLWIRE TO TELEPHONE BOARD.




**THE PRESTON PARTNERSHIP, LLC**  
A MULTI-DISCIPLINARY DESIGN FIRM

1000 ABERNATHY ROAD NE, SUITE 600  
ATLANTA, GEORGIA 30328  
TELEPHONE: 770 396 7248  
FAX: 770 396 2945

WWW.THEPRESTONPARTNERSHIP.COM

CONSULTANT



**KTD Consulting Engineers**  
ALTAMONTE SPRINGS, FL  
237 S. WESTMONTE DR.  
PH: 407.834.7600  
FAIRFAX, VA.  
9840 MAIN STREET  
PH: 703.338.2889  
www.ktdengineers.com

SEAL



I CERTIFY THAT THESE DOCUMENTS WERE PREPARED OR APPROVED BY ME AND THAT I AM DULY LICENSED ARCHITECT UNDER THE LAWS OF THE STATE OF MARYLAND LICENSE NUMBER 19988 EXPIRATION DATE SEPTEMBER 3, 2006

PROJECT

**ARCHSTONE KENTLANDS**

MARYLAND

FOR

**ARCHSTONE COMMUNITIES**  
Six Piedmont Center, Suite 600  
Atlanta, Georgia 30305  
404-237-9292

REVISIONS

- 07/18/03 RELEASED FOR CONSTRUCTION
- 07/18/03 RELEASED FOR CONSTRUCTION
- 09/15/03 AMENITY AREA REVISION

DATE 06/01/02

JOB NUMBER 021102

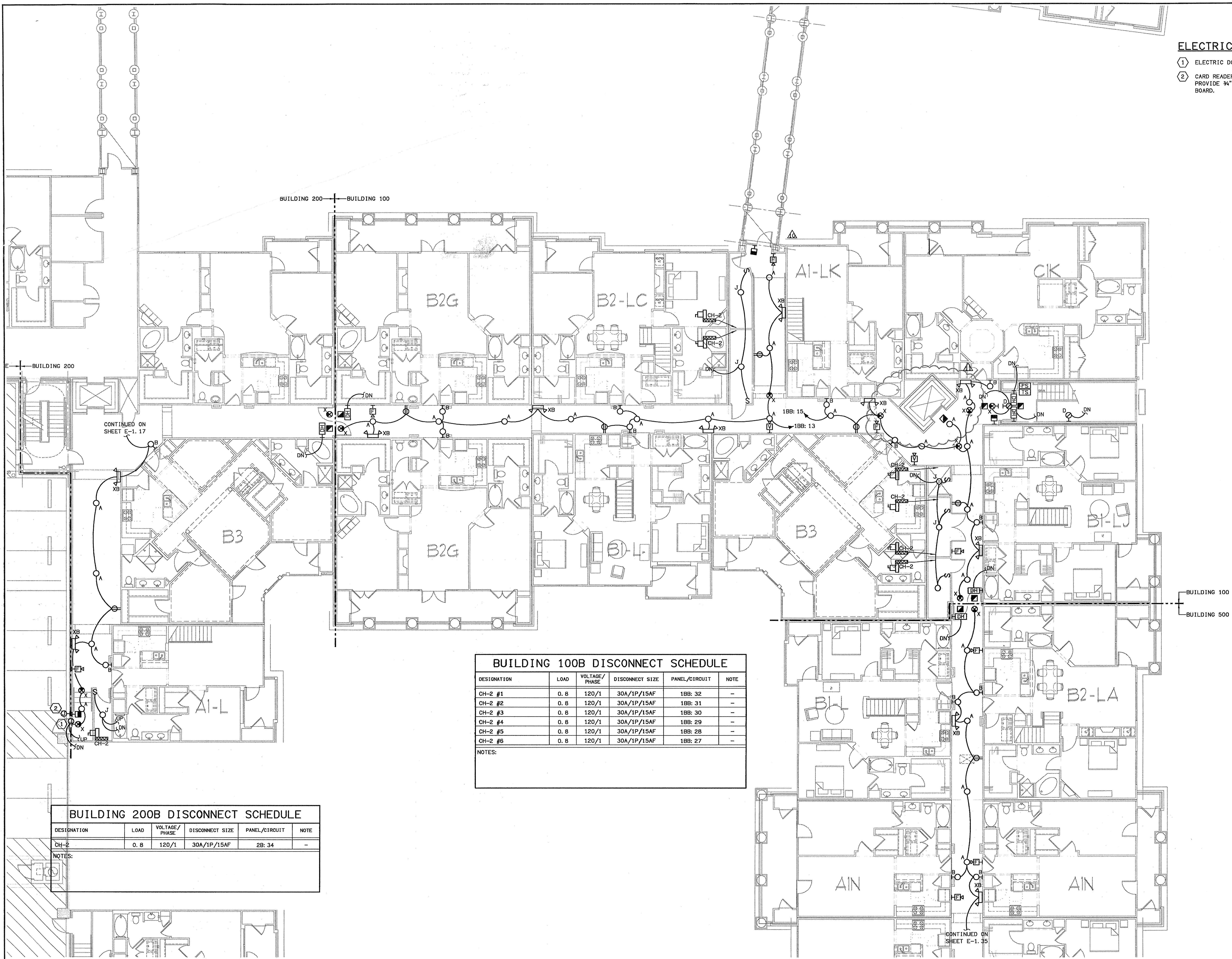
DRAWN BY MLD

CHECKED BY MLD

DRAWING TITLE BUILDING 100B, 200B & 500 - LEVEL FOUR ELECTRICAL PLAN

DRAWING NUMBER E-140

COMMENTS



**BUILDING 100B DISCONNECT SCHEDULE**

DESIGNATION	LOAD	VOLTAGE/PHASE	DISCONNECT SIZE	PANEL/CIRCUIT	NOTE
CH-2 #1	0.8	120/1	30A/1P/15AF	1BB: 32	-
CH-2 #2	0.8	120/1	30A/1P/15AF	1BB: 31	-
CH-2 #3	0.8	120/1	30A/1P/15AF	1BB: 30	-
CH-2 #4	0.8	120/1	30A/1P/15AF	1BB: 29	-
CH-2 #5	0.8	120/1	30A/1P/15AF	1BB: 28	-
CH-2 #6	0.8	120/1	30A/1P/15AF	1BB: 27	-

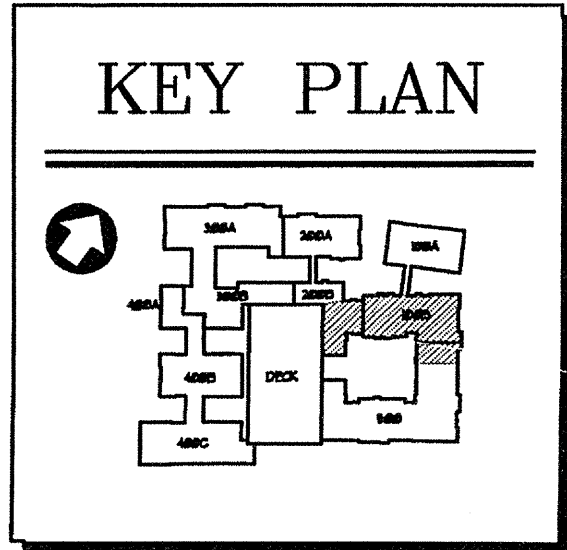
NOTES:

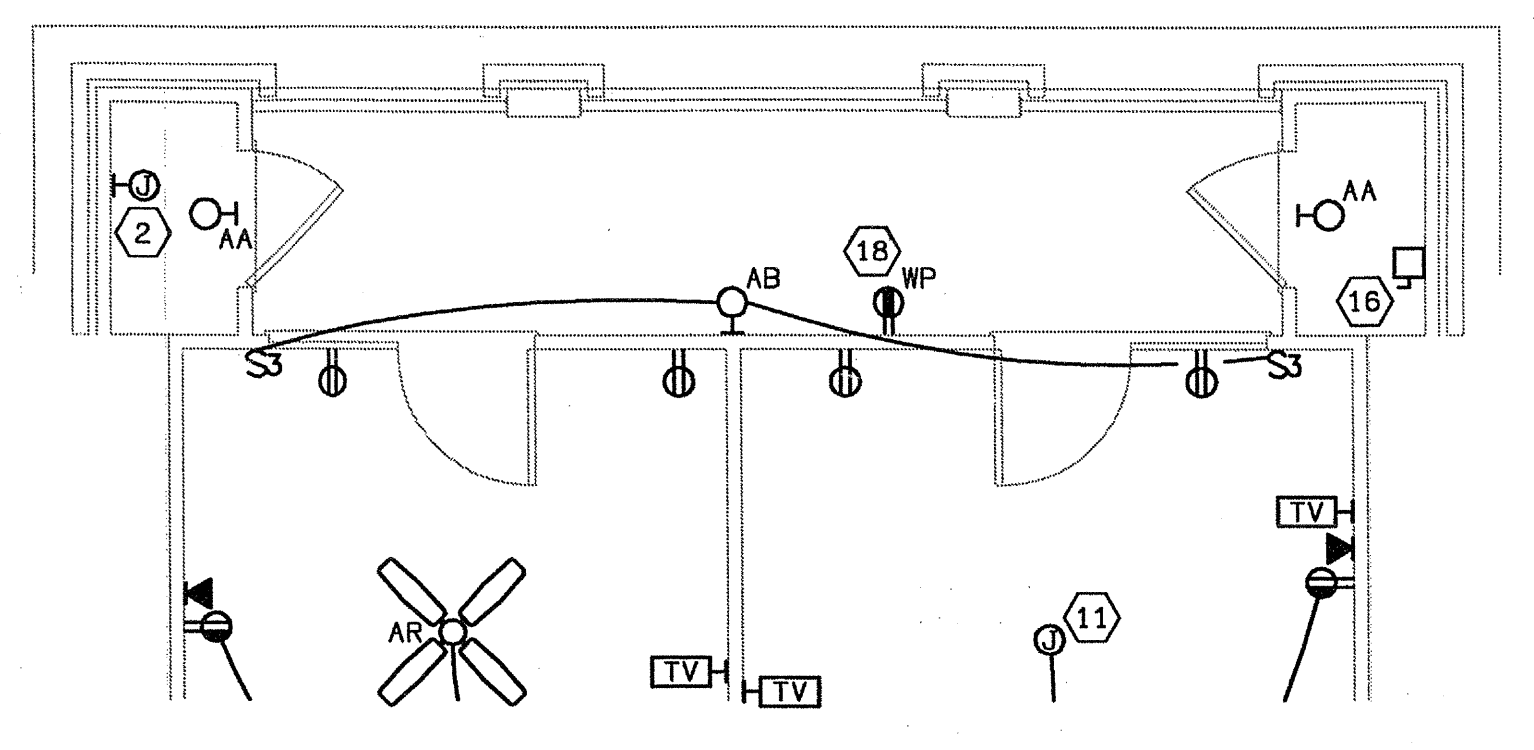
**BUILDING 200B DISCONNECT SCHEDULE**

DESIGNATION	LOAD	VOLTAGE/PHASE	DISCONNECT SIZE	PANEL/CIRCUIT	NOTE
CH-2	0.8	120/1	30A/1P/15AF	2B: 34	-

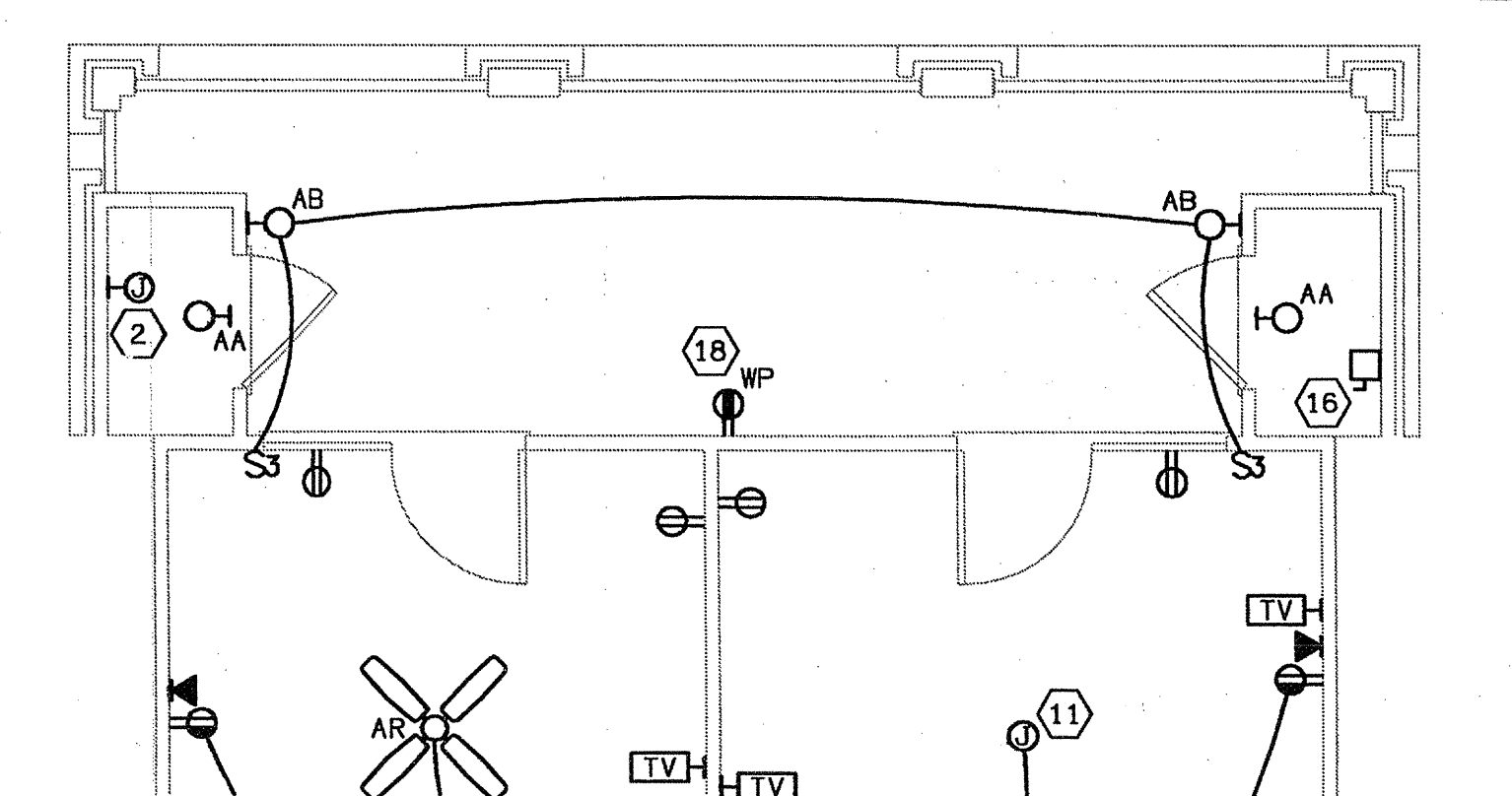
NOTES:

**BUILDING 100B, 200B & 500 - LEVEL FOUR - ELECTRICAL PLAN**  
SCALE: 1/8" = 1'-0"  
021102-E-140-100

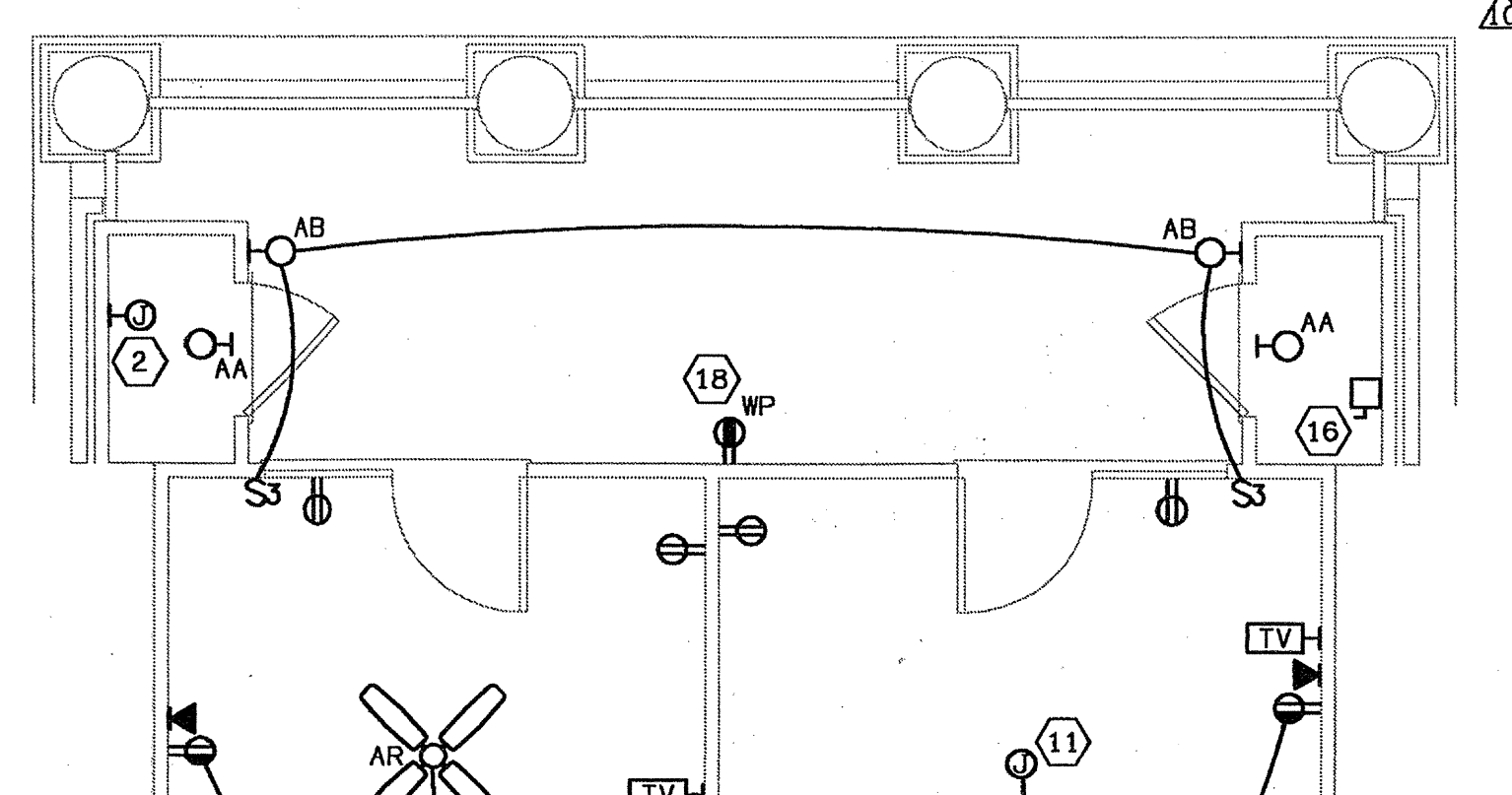




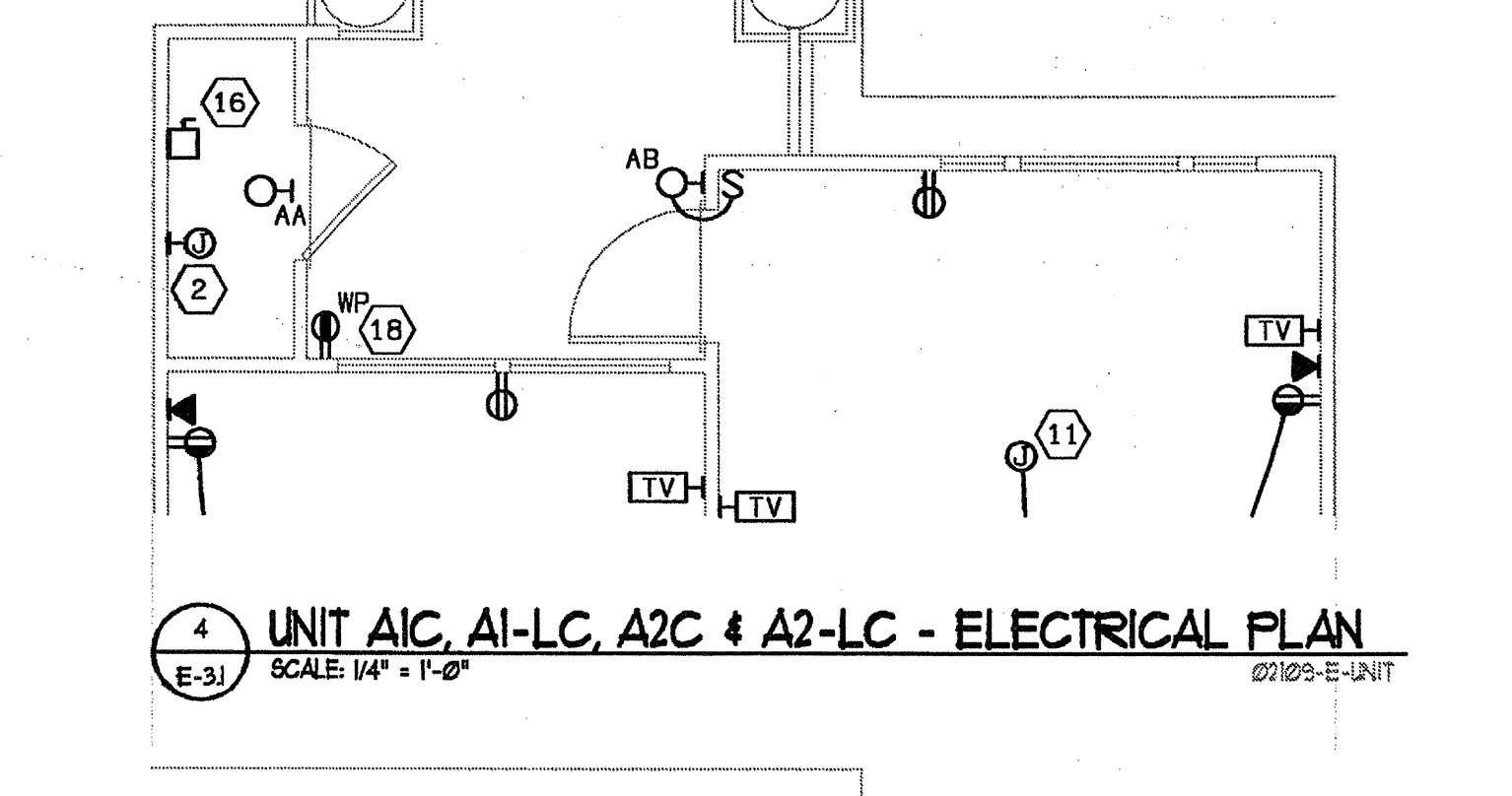
1 UNIT AF - ELECTRICAL PLAN  
SCALE: 1/4" = 1'-0"  
E-31 02109-E-UNIT



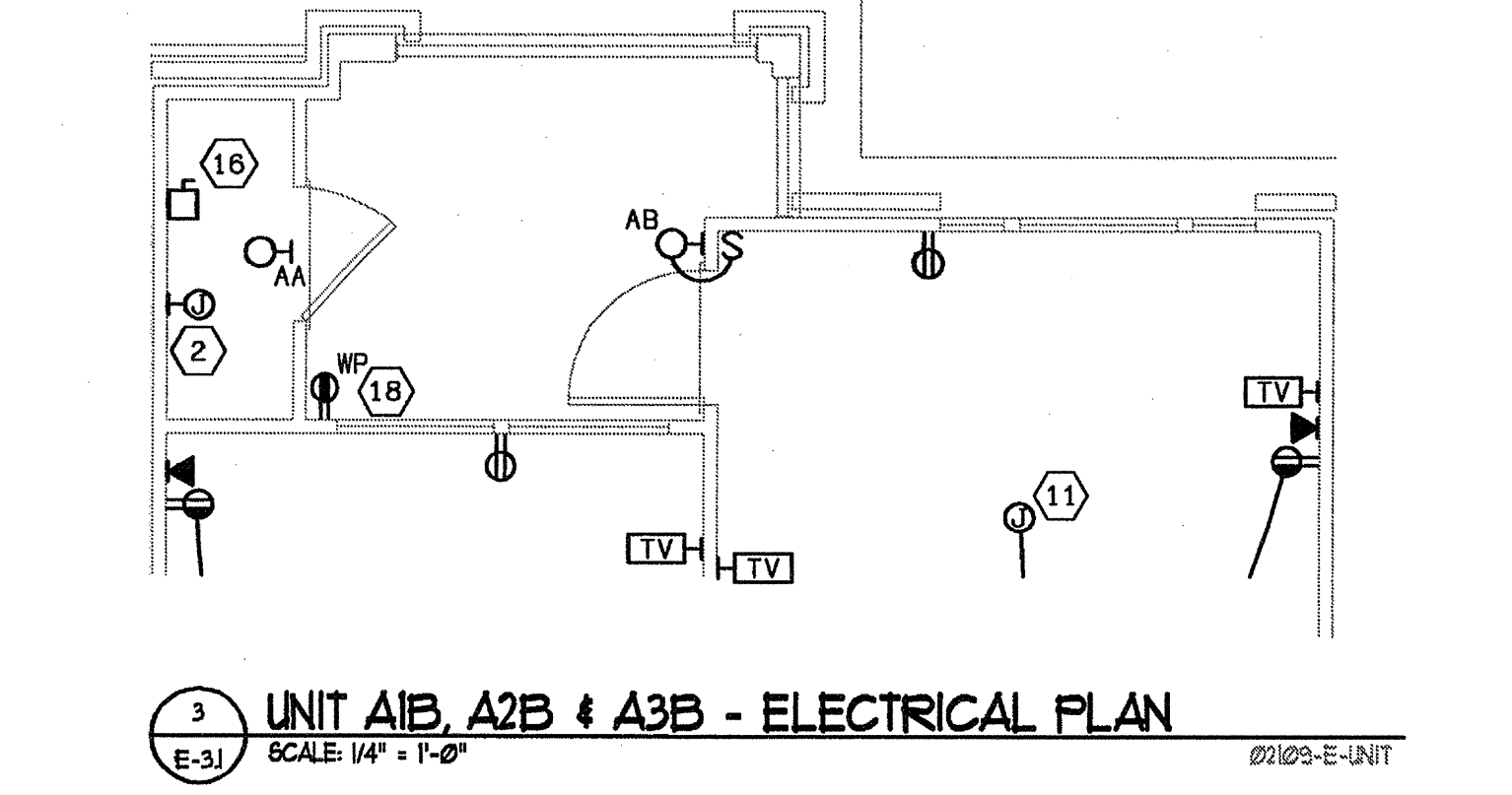
6 UNIT AIE - ELECTRICAL PLAN  
SCALE: 1/4" = 1'-0"  
E-31 02109-E-UNIT



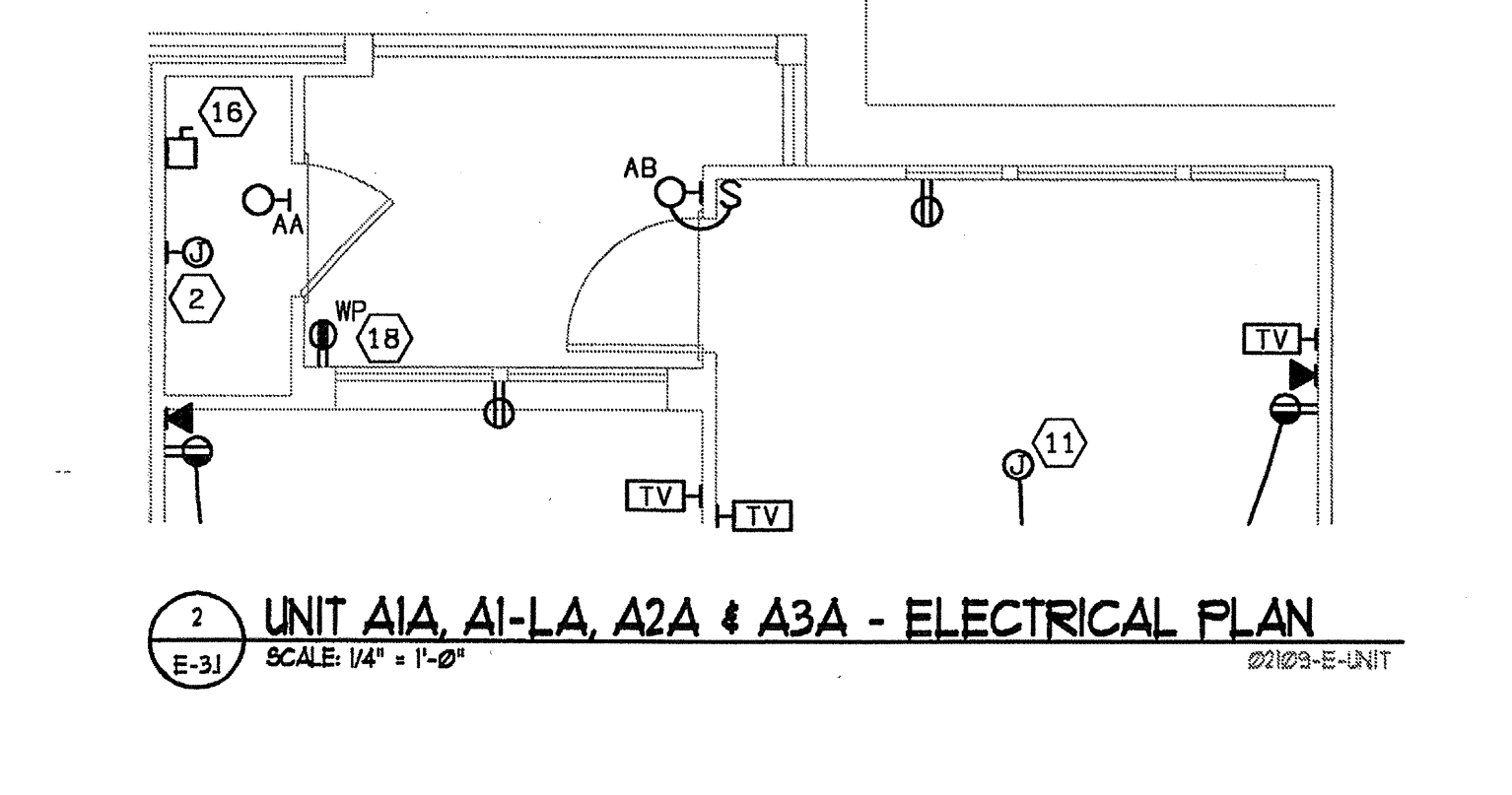
5 UNIT AID - ELECTRICAL PLAN  
SCALE: 1/4" = 1'-0"  
E-31 02109-E-UNIT



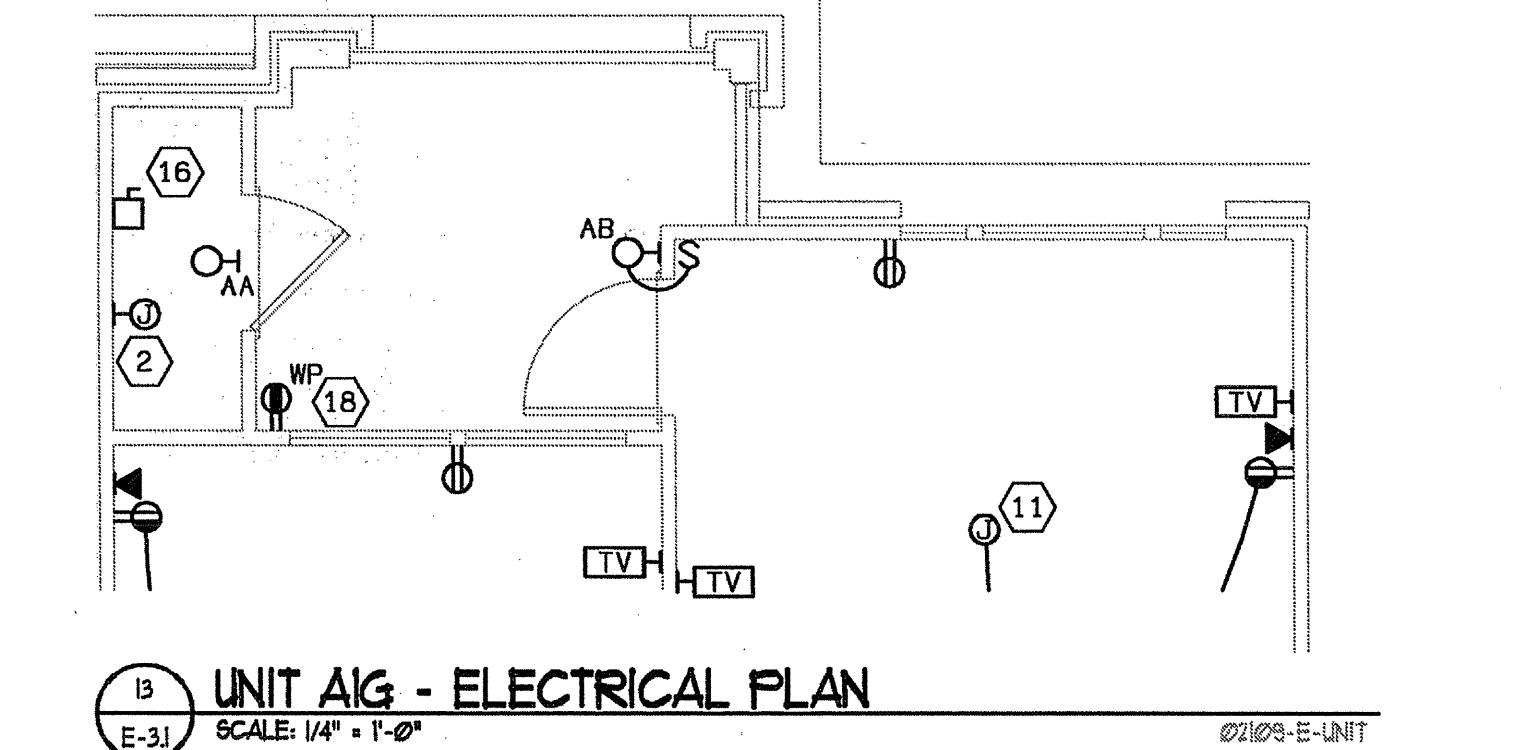
4 UNIT AIC, AI-LC, A2C & A2-LC - ELECTRICAL PLAN  
SCALE: 1/4" = 1'-0"  
E-31 02109-E-UNIT



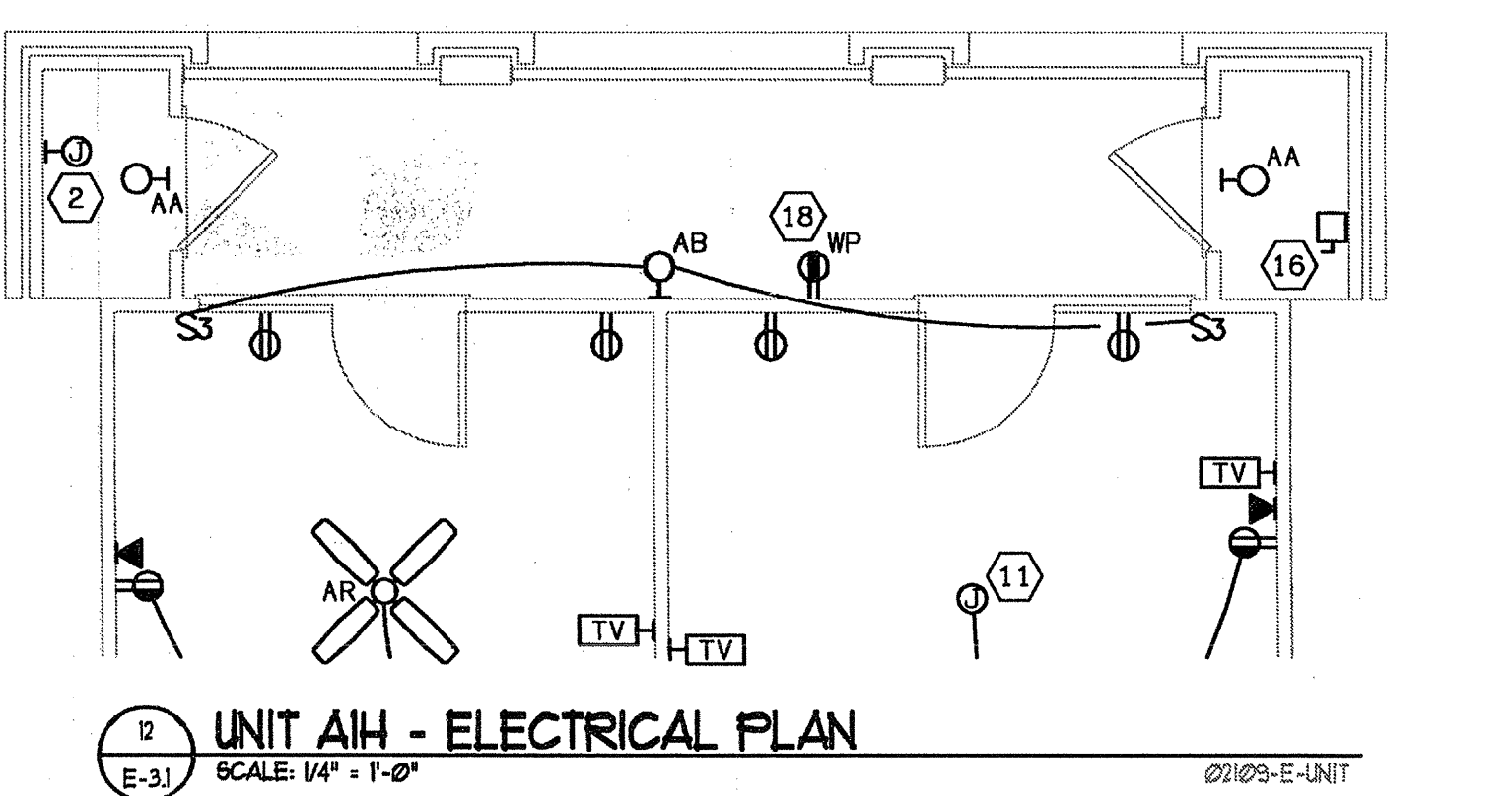
3 UNIT AIB, A2B & A3B - ELECTRICAL PLAN  
SCALE: 1/4" = 1'-0"  
E-31 02109-E-UNIT



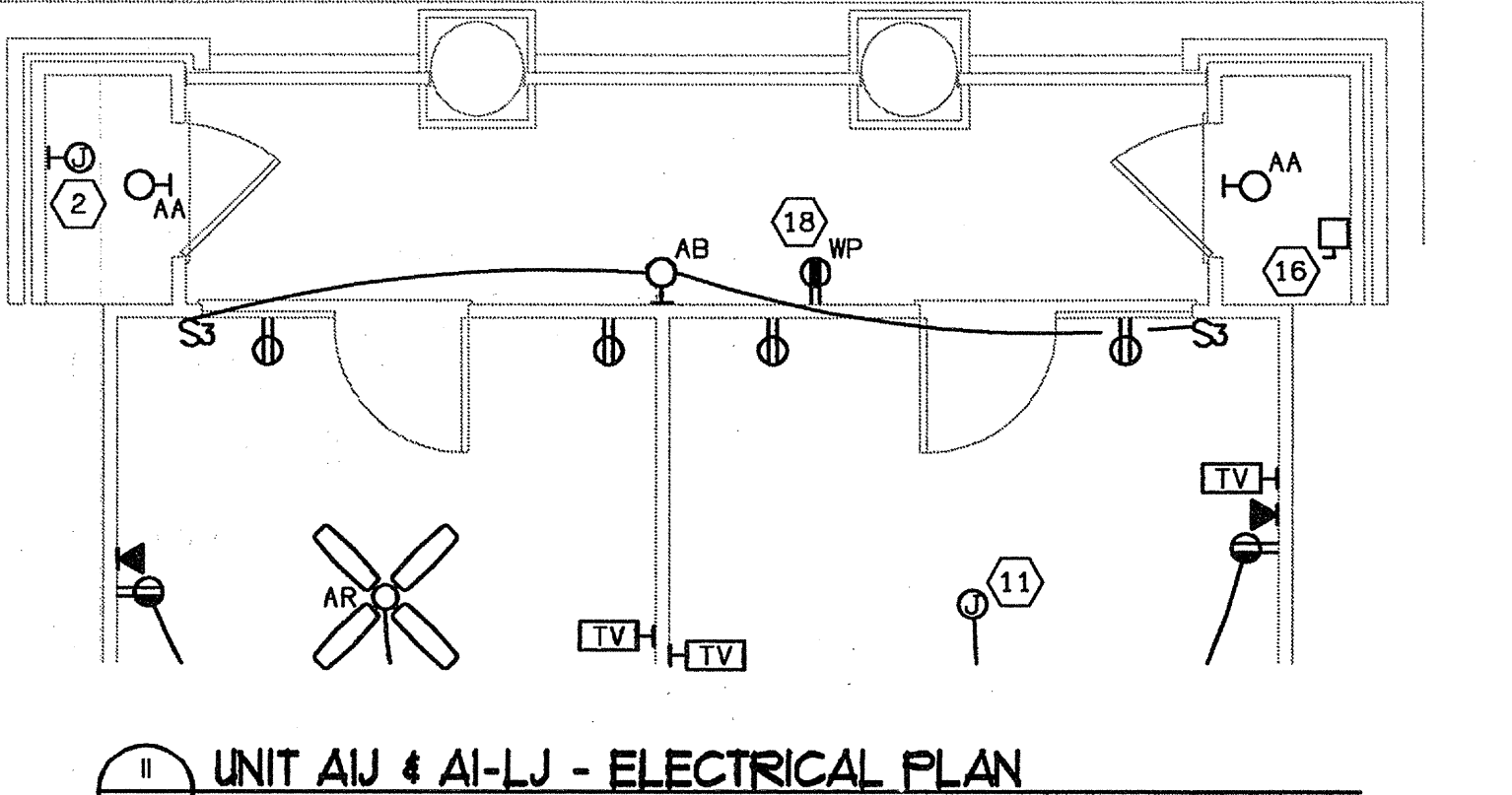
2 UNIT AIA, AI-LA, A2A & A3A - ELECTRICAL PLAN  
SCALE: 1/4" = 1'-0"  
E-31 02109-E-UNIT



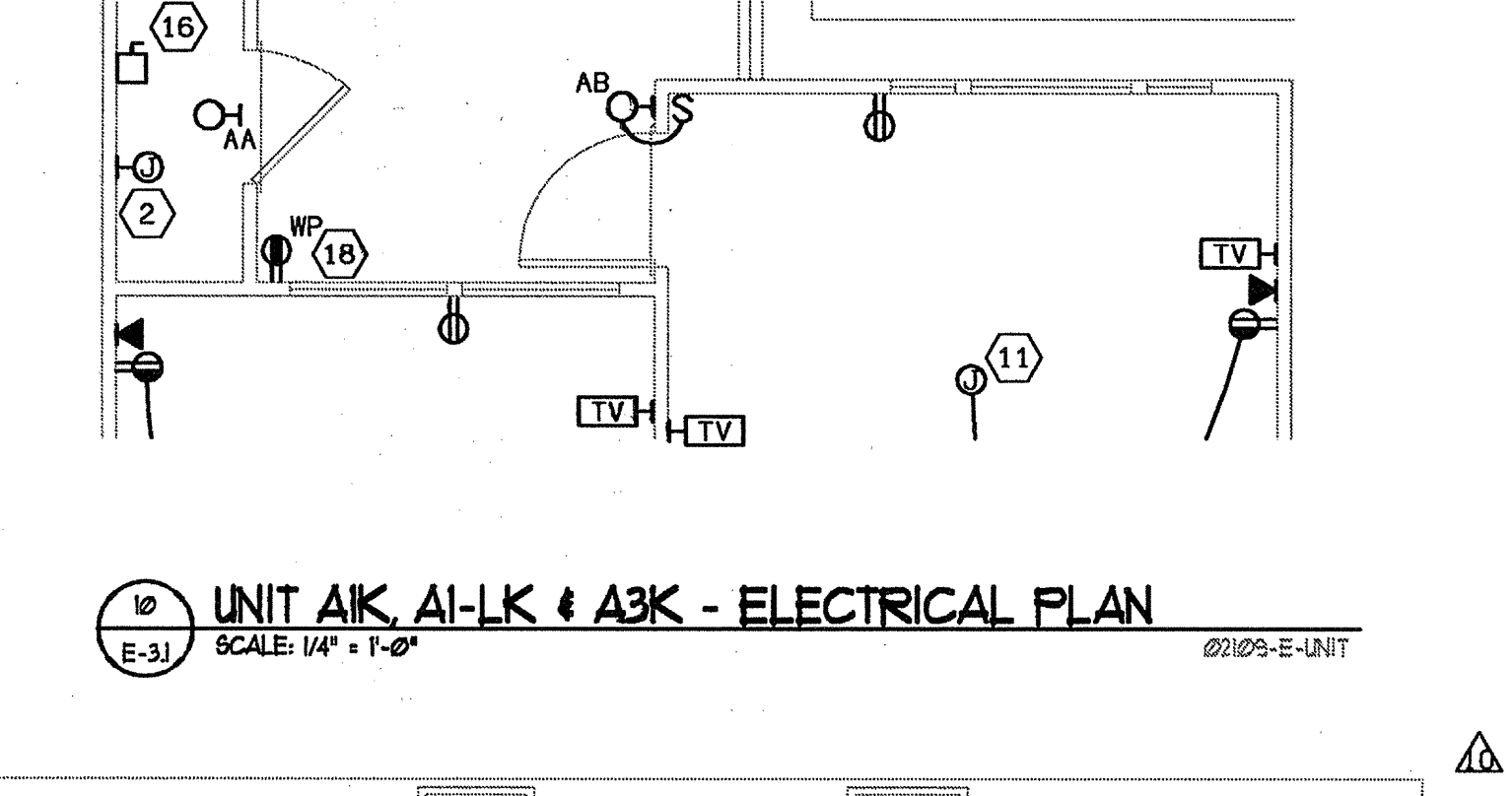
7 UNIT AIG - ELECTRICAL PLAN  
SCALE: 1/4" = 1'-0"  
E-31 02109-E-UNIT



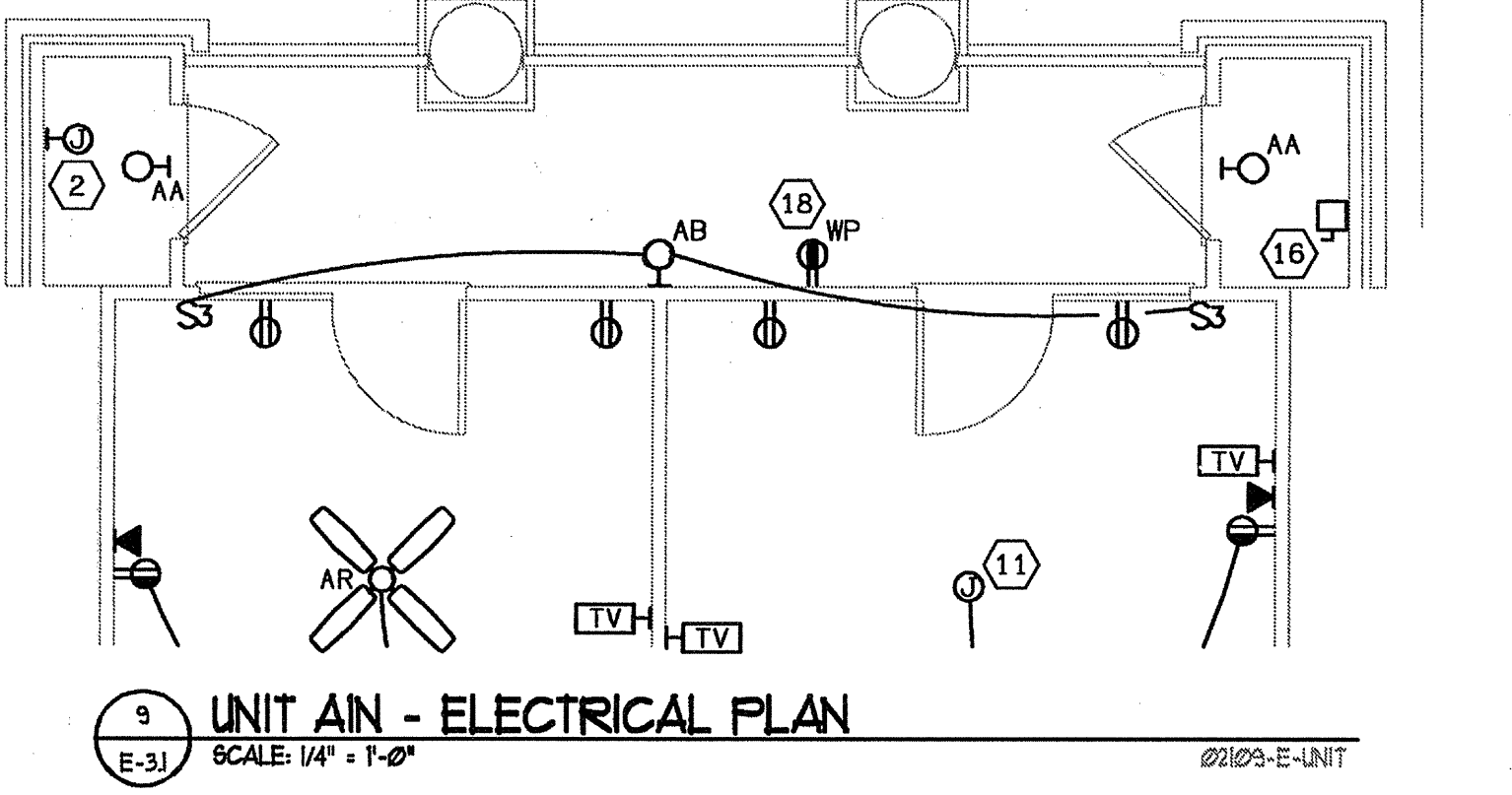
2 UNIT AIH - ELECTRICAL PLAN  
SCALE: 1/4" = 1'-0"  
E-31 02109-E-UNIT



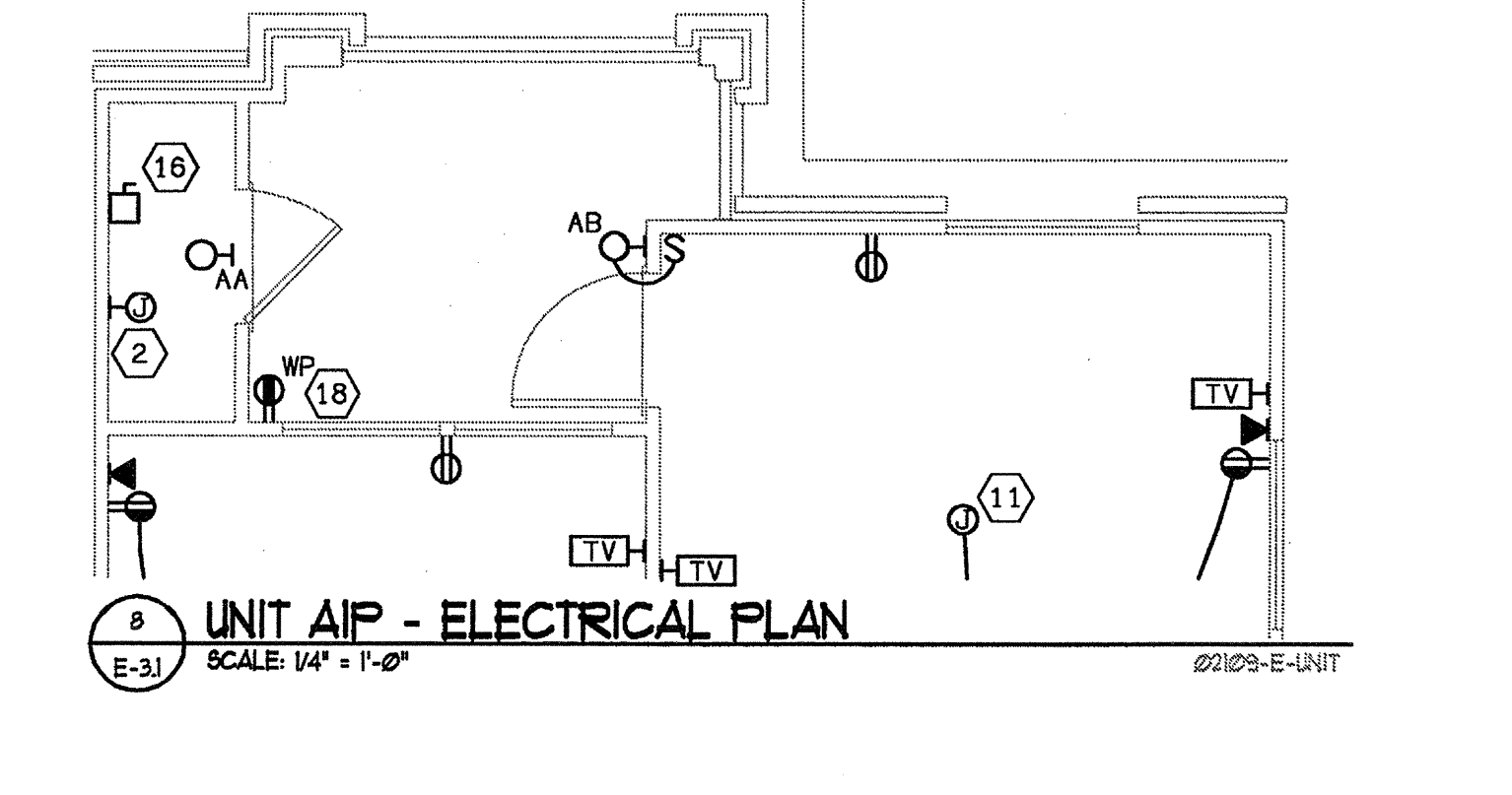
1 UNIT AIJ & AI-LJ - ELECTRICAL PLAN  
SCALE: 1/4" = 1'-0"  
E-31 02109-E-UNIT



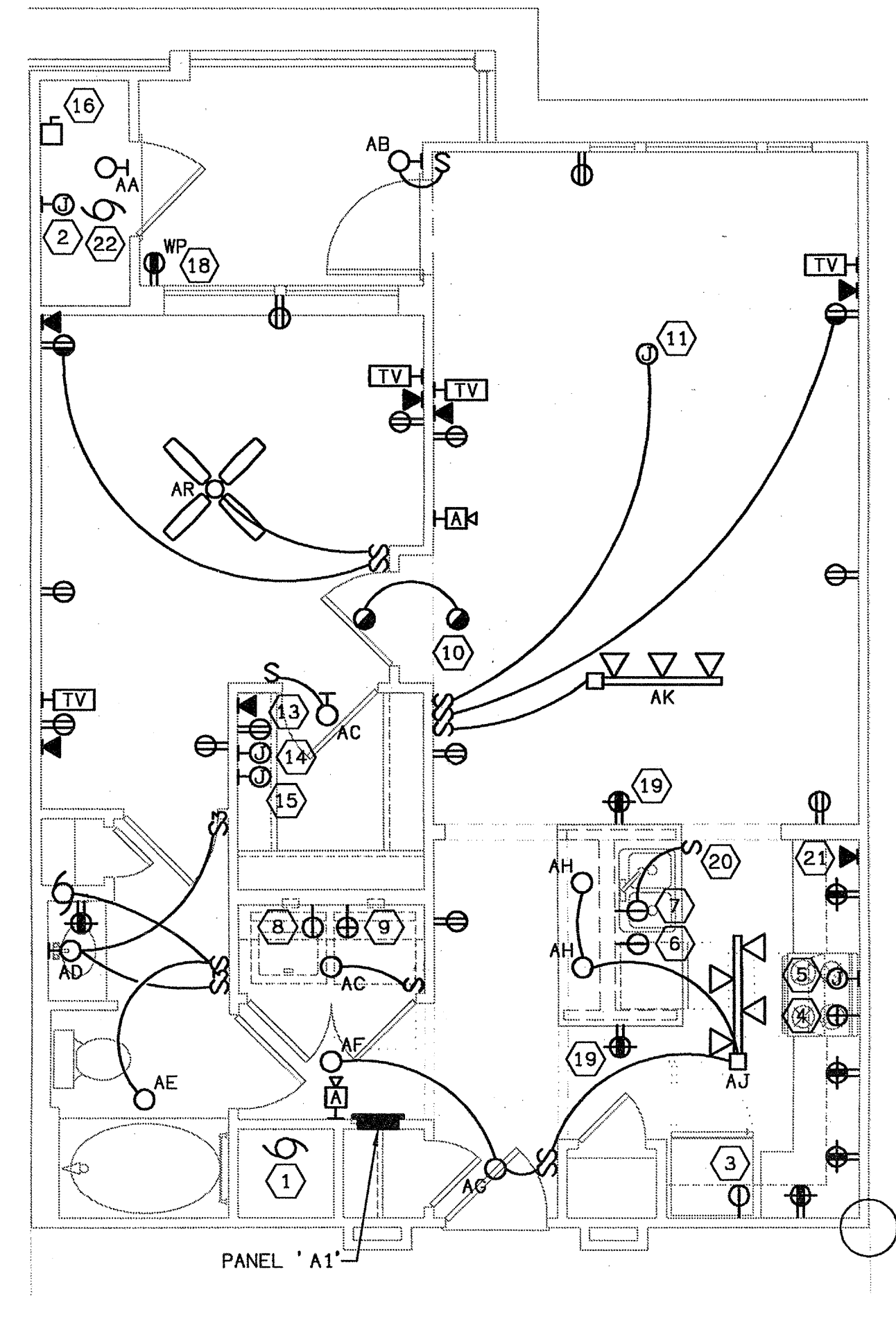
10 UNIT AIK, AI-LK & A3K - ELECTRICAL PLAN  
SCALE: 1/4" = 1'-0"  
E-31 02109-E-UNIT



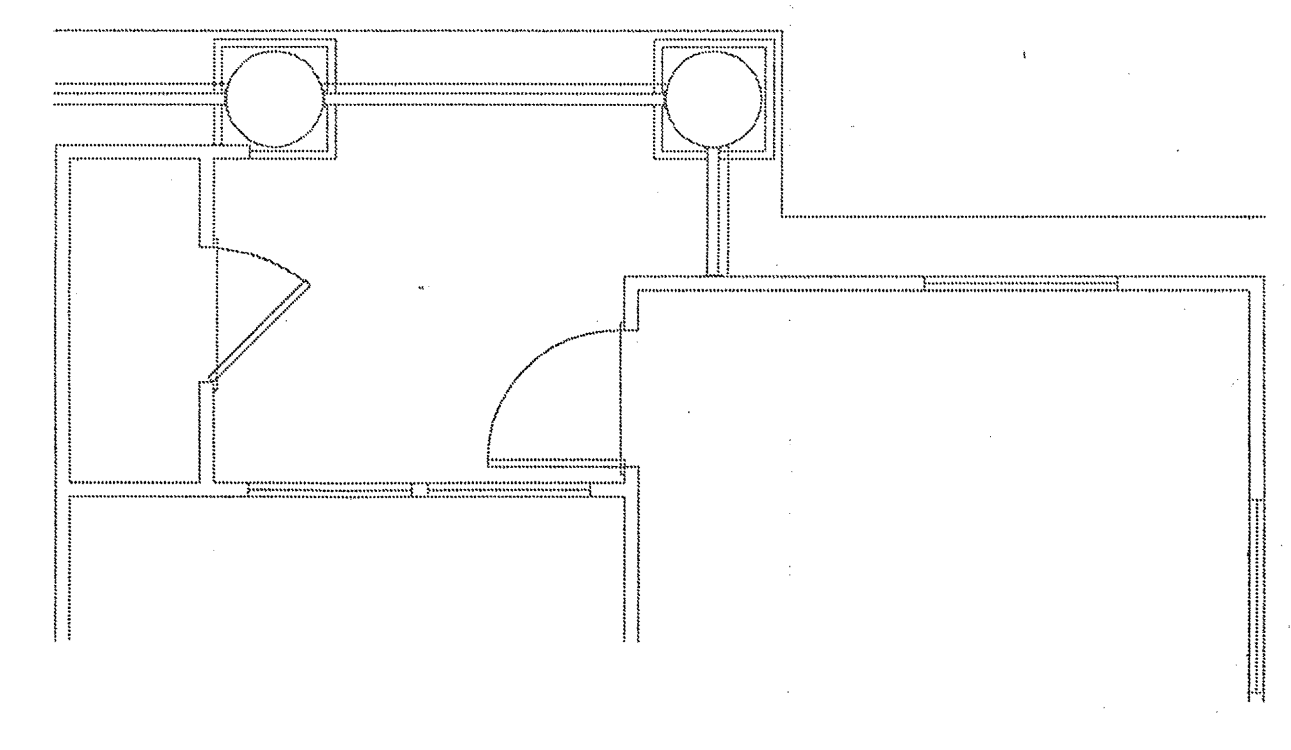
9 UNIT AIN - ELECTRICAL PLAN  
SCALE: 1/4" = 1'-0"  
E-31 02109-E-UNIT



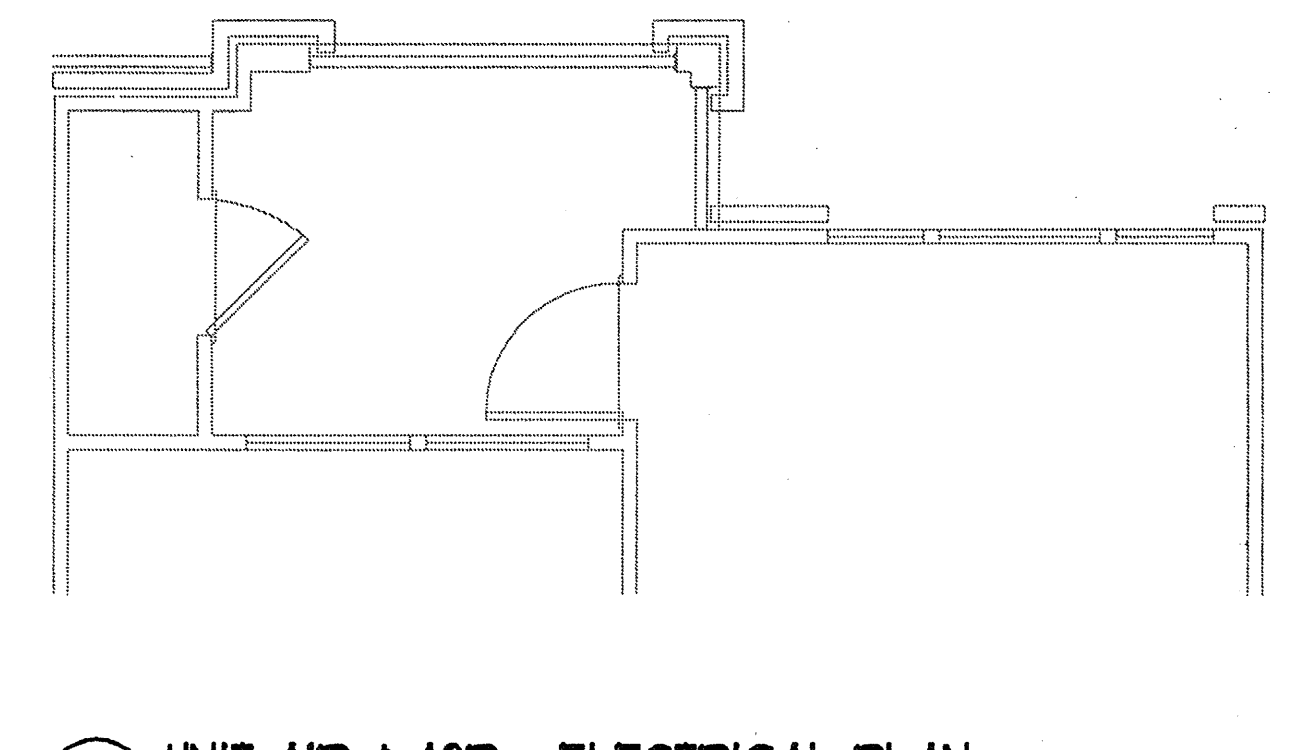
8 UNIT AIP - ELECTRICAL PLAN  
SCALE: 1/4" = 1'-0"  
E-31 02109-E-UNIT



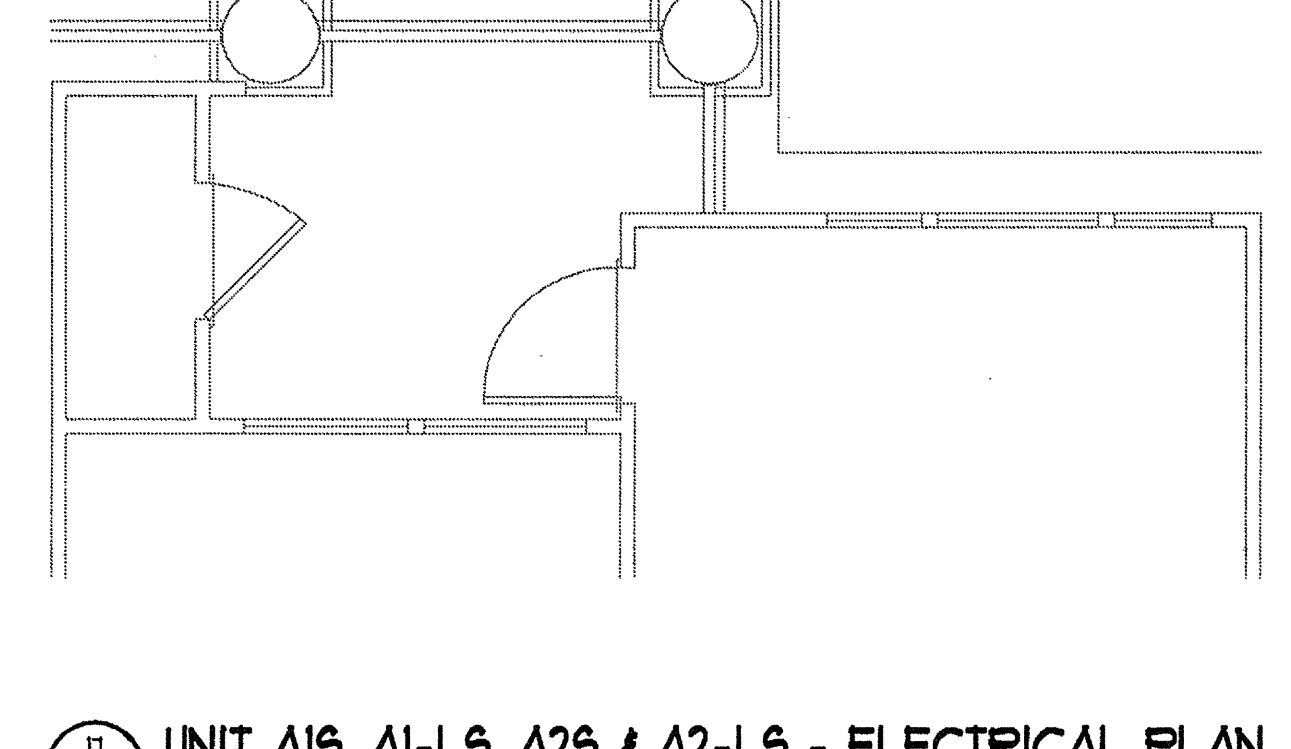
1 UNIT A1 - ELECTRICAL PLAN  
SCALE: 1/4" = 1'-0"  
E-31 02109-E-UNIT



6 UNIT AIQ - ELECTRICAL PLAN  
SCALE: 1/4" = 1'-0"  
E-31 02109-E-UNIT



6 UNIT AIR & A2R - ELECTRICAL PLAN  
SCALE: 1/4" = 1'-0"  
E-31 02109-E-UNIT




11 UNIT AIS, AI-LS, A2S & A2-Ls - ELECTRICAL PLAN  
SCALE: 1/4" = 1'-0"  
E-31 02109-E-UNIT

ELECTRICAL SHEET NOTES

- 1 CONNECTION TO AIR HANDLING UNIT WITH BUILT-IN DISCONNECT SWITCH.
- 2 WATER HEATER CONNECTION.
- 3 REFRIGERATOR CONNECTION. MOUNT @ 60" AFF.
- 4 RANGE CONNECTION.
- 5 MICROWAVE/HOOD CONNECTION. MOUNT @ 60" AFF.
- 6 DISHWASHER CONNECTION. PROVIDE HARD CONNECTION.
- 7 GARBAGE DISPOSAL CONNECTION. PROVIDE HARD CONNECTION.
- 8 WASHER CONNECTION. MOUNT @ 48" AFF.
- 9 DRYER CONNECTION. MOUNT @ 48" AFF.
- 10 CONNECT SMOKE DETECTOR AHEAD OF ALL SWITCHING AND GFI DEVICES. MAINTAIN 36" CLEARANCE FROM HVAC SUPPLY GRILLES. TIE ALL DETECTORS TOGETHER SO THAT AN ALARM IN ANY DETECTOR WILL CAUSE ALL DETECTORS IN THAT UNIT TO SOUND.
- 11 PROVIDE FAN RATED BOX WITH BLANK COVER FOR FUTURE LIGHTING FIXTURE OR PADDLE FAN.
- 12 PROVIDE MOLDED CASE CIRCUIT BREAKER IN NEMA 1 FLUSH MOUNTED ENCLOSURE WITH LATCHING DOOR FOR TO SERVE AS AHU DISCONNECT
- 13 NOT USED.
- 14 TELEPHONE SYSTEM DISTRIBUTION BOX. MOUNT @ 60" AFF. SEE TELEVISION RISER DIAGRAM FOR REQUIREMENTS.
- 15 TELEVISION SYSTEM DISTRIBUTION BOX. MOUNT @ 60" AFF. SEE TELEVISION RISER DIAGRAM FOR REQUIREMENTS.
- 16 CONDENSING UNIT CONNECTION.
- 17 GAS FIREPLACE CONTROLS CONNECTION.
- 18 PROVIDE BALCONY OUTLET IN FIRST FLOOR UNITS ONLY.
- 19 INSTALL OUTLET NOT MORE THAN 12" BELOW COUNTERTOP.
- 20 INSTALL SWITCH INSIDE LOWER CABINET.
- 21 INSTALL TELEPHONE OUTLET 6" ABOVE COUNTERTOP.
- 22 DRYER VENT FAN CONNECTION

PANEL A1  
208/120 V, 1 PH., 3 W, 10KAIC  
100A, M.L.O.

CIRCUIT NUMBER	BREAKER SIZE	WIRE SIZE	DESCRIPTION	LOAD
1, 2	20A/1P	#12	APPLIANCE CIRCUIT	3000
3	20A/1P	#12	BATHROOM CIRCUIT	
4	20A/1P	#12	LAUNDRY CIRCUIT	1500
5, 7	30A/2P	#10	DRYER	5000
6	20A/1P	#12	RANGE	8000
8	20A/1P	#12	DISHWASHER	1032
9	20A/1P	#12	REFRIGERATOR	
10	20A/1P	#12	WATER HEATER	50
11	20A/1P	#12	DISPOSAL	480
23-27	20A/1P	#12	SPARE	
12-21	15A/1P	#14	GENERAL LIGHTING	2364
			788 SQ. FT. X 3	
22	20A/1P	#12	MICROWAVE	1480
-	-/-	-	-	0
-	-/-	-	-	0
TOTAL				22906
10KW @ 100%				10000
REMAINDER @ 40%				5162
28, 30	15A/2P	#12	LARGER OF HEAT OR A/C	2527
29	15A/1P	#12	2527 A/C @ 100%	
			780 HEAT @ 65%	
TOTAL CALCULATED				17689
ALL CIRCUITS SERVING DEVICES IN BEDROOMS SHALL BE PROTECTED BY ARC FAULT BREAKERS. NO MORE THAN 2 BEDROOMS PER 15A BREAKER.				
AMPS @ 208 V, 1PHASE				85.0
TOTAL CONNECTED				25433



THE PRESTON PARTNERSHIP, LLC  
A MULTI-DISCIPLINARY DESIGN FIRM

1000 ABERNATHY ROAD NE, SUITE 600  
ATLANTA, GEORGIA 30328  
TELEPHONE: 770 396 7248  
FAX: 770 396 2945

WWW.THEPRESTONPARTNERSHIP.COM


CONSULTANT

PROJECT # 02109

**KTD Consulting Engineers**  
ALTAMONTE SPRINGS, FL.  
237 S. WESTMONTE DR.  
PH: 407.834.7900

FAIRFAX, VA.  
9840 MAIN STREET  
PH: 703.338.2889  
www.ktdengineers.com

REAL



I CERTIFY THAT THESE DOCUMENTS WERE PREPARED OR APPROVED BY ME, AND THAT I AM DULY LICENSED ARCHITECT UNDER THE LAWS OF THE STATE OF FLORIDA, LICENSE NUMBER 8948 EXPIRATION DATE SEPTEMBER 1, 2004.

PROJECT

ARCHSTONE  
KENTLANDS

MARYLAND

FOR

**ARCHSTONE**  
COMMUNITIES  
Six Piedmont Center, Suite 600  
Atlanta, Georgia 30305  
404-237-9292

REVISIONS

- 07/18/03 RELEASED FOR CONSTRUCTION
- 07/18/03 RELEASED FOR CONSTRUCTION

DATE

JOB NUMBER 0610102

DRAWN BY 021108

CHECKED BY MLD

DRAWING TITLE MLD

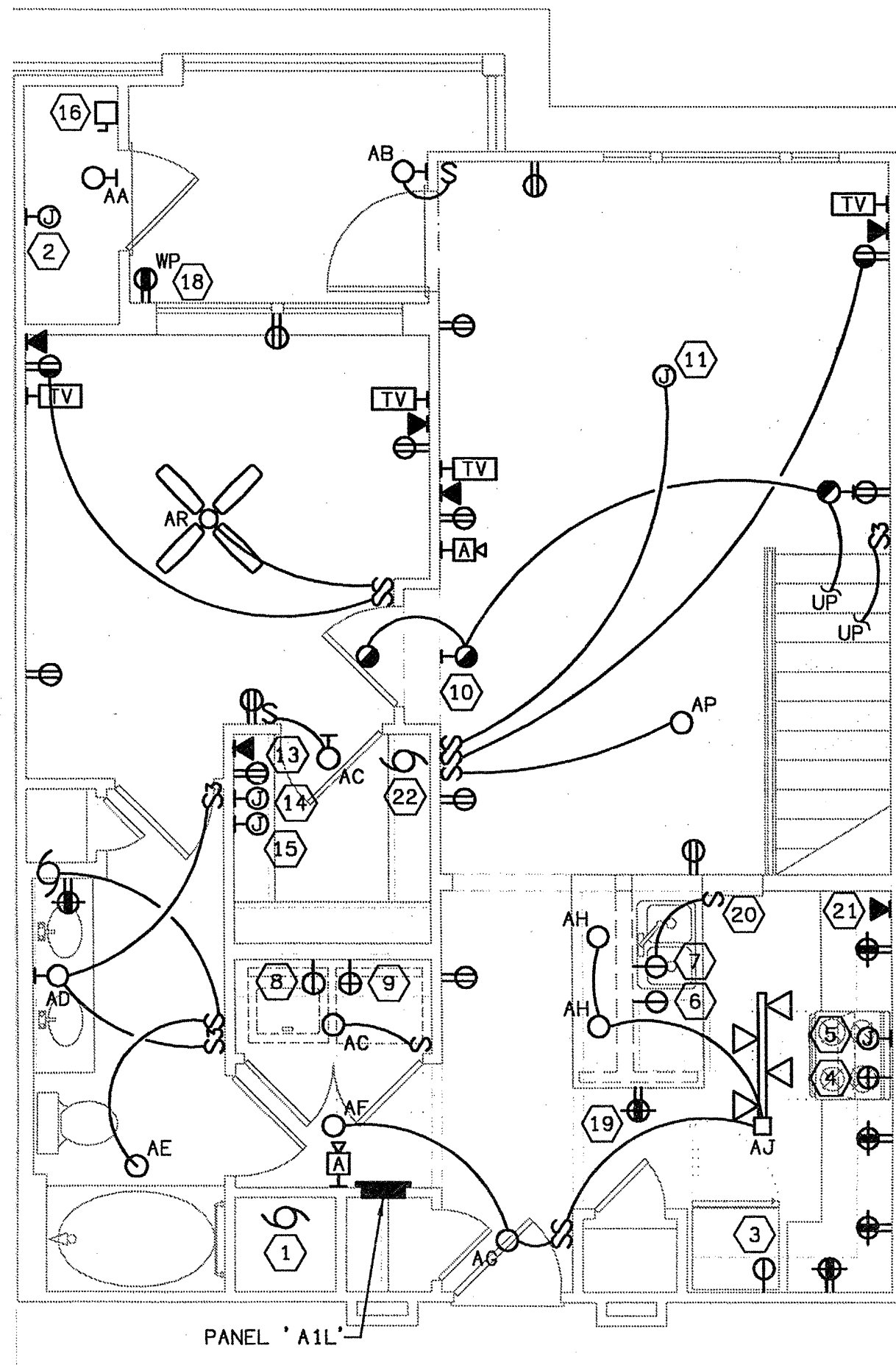
UNIT A1  
ELECTRICAL PLANS

DRAWING NUMBER

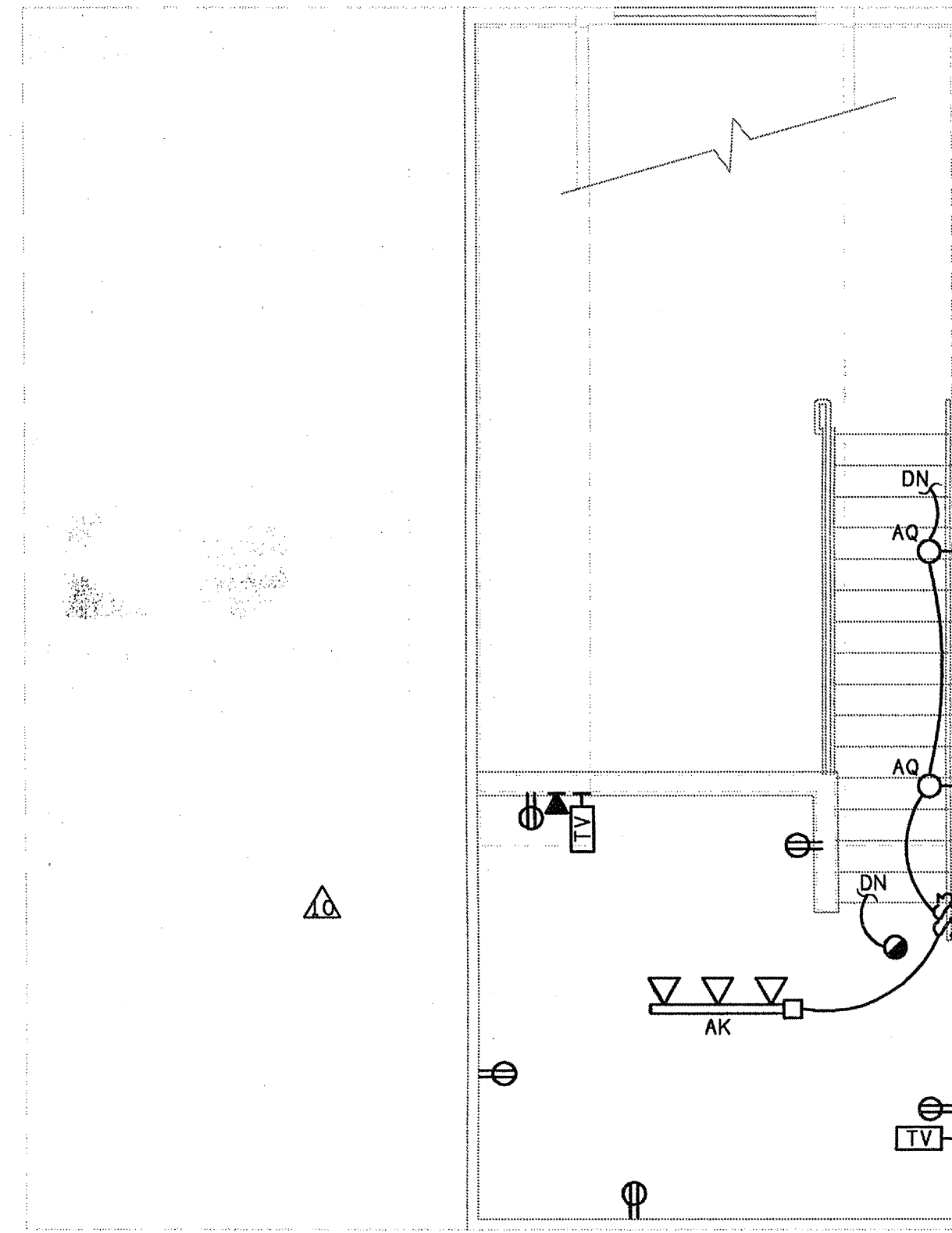
E-31

COMMENTS





1 UNIT AI-L - ELECTRICAL PLAN  
SCALE: 1/4" = 1'-0"  
07/09-E-UNIT



2 UNIT AI-LM - ELECTRICAL PLAN  
SCALE: 1/4" = 1'-0"  
07/09-E-UNIT


MARK	MFG. & CAT. #	DESCRIPTION	LAMPS		MTD	VOLTS	REMARKS
			NO.	TYPE			
AA	AMP # LH 1P	UTILITY CLOSET LIGHT	1	100W A19	CS	120	PULLCHAIN
AB	NCH # 4484 RT	BALCONY LIGHT	1	60W A19	WS	120	
AC	NCH # 3606 WH	WALK-IN CLOSET LIGHT	1	60W A19	CS	120	
AD	NCH # 60241 BN	SMALL BATHROOM VANITY	3	60W A19	WS	120	
AE	LIGHTING PRODUCTS COMPANY # TRA 3618 BNI	BATHROOM CEILING LIGHT	1	60W A19	CS	120	
AF	NCH # 58801-BN	HALLWAY LIGHT	1	60W A19	CS	120	
AG	NCH # 58801-BN	FOYER LIGHT	2	60W A19	CS	120	
AH	MINI PENDANT # 86411BNI	KITCHEN BAR LIGHT	1	60W A19	CP	120	
AJ	NIC # J10989 4 HEAD BK	KITCHEN TRACKLIGHT	4	65W BR30	CS	120	WHITE WITH BLACK BAFFLE
AK	NIC # 10989 WH	DINING ROOM LIGHT	3	65W BR30	CS	120	
AL	LIGHTING PRODUCTS COMPANY # ANP 6030 BS - STYLE 5 GLASS	LARGE BATHROOM VANITY	4	60W A19	WS	120	
AM	NCH # 58801-BN	COMPUTER NOOK LIGHT	1	60W A19	CS	120	
AN	LIGHTING PRODUCTS COMPANY # TRA 3618 BNI	LAUNDRY ROOM LIGHT	1	60W A19	CS	120	
AP	NIC # 10989 WH	LOFT CEILING LIGHT	3	65W BR30	CS	120	
AQ	SELECTED BY THE ARCHITECT	LOFT STAIR LIGHT				120	
AR	AMERICAN DE ROSA # 5224230	PADDLE FAN				120	(NOTE 1)

NOTES: (1) PROVIDE ADD ALTERNATE PRICE FOR ALL PADDLE FANS IN APARTMENT UNITS.

**ELECTRICAL SHEET NOTES**

- 1 CONNECTION TO AIR HANDLING UNIT WITH BUILT-IN DISCONNECT SWITCH.
- 2 WATER HEATER CONNECTION.
- 3 REFRIGERATOR CONNECTION. MOUNT @ 60" AFF.
- 4 RANGE CONNECTION.
- 5 MICROWAVE/HOOD CONNECTION. MOUNT @ 60" AFF.
- 6 DISHWASHER CONNECTION. PROVIDE HARD CONNECTION.
- 7 GARBAGE DISPOSAL CONNECTION. PROVIDE HARD CONNECTION.
- 8 WASHER CONNECTION. MOUNT @ 48" AFF.
- 9 DRYER CONNECTION. MOUNT @ 48" AFF.
- 10 CONNECT SMOKE DETECTOR AHEAD OF ALL SWITCHING AND GFI DEVICES. MAINTAIN 36" CLEARANCE FROM HVAC SUPPLY GRILLES. TIE ALL DETECTORS TOGETHER SO THAT AN ALARM IN ANY DETECTOR WILL CAUSE ALL DETECTORS IN THAT UNIT TO SOUND.
- 11 PROVIDE FAN RATED BOX WITH BLANK COVER FOR FUTURE LIGHTING FIXTURE OR PADDLE FAN.
- 12 PROVIDE MOLDED CASE CIRCUIT BREAKER IN NEMA 1 FLUSH MOUNTED ENCLOSURE WITH LATCHING DOOR FOR TO SERVE AS AHU DISCONNECT.
- 13 NOT USED.
- 14 TELEPHONE SYSTEM DISTRIBUTION BOX. MOUNT @ 60" AFF. SEE TELEVISION RISER DIAGRAM FOR REQUIREMENTS.
- 15 TELEVISION SYSTEM DISTRIBUTION BOX. MOUNT @ 60" AFF. SEE TELEVISION RISER DIAGRAM FOR REQUIREMENTS.
- 16 CONDENSING UNIT CONNECTION.
- 17 GAS FIREPLACE CONTROLS CONNECTION.
- 18 PROVIDE BALCONY OUTLET IN FIRST FLOOR UNITS ONLY.
- 19 INSTALL OUTLET NOT MORE THAN 12" BELOW COUNTERTOP.
- 20 INSTALL SWITCH INSIDE LOWER CABINET.
- 21 INSTALL TELEPHONE OUTLET 6" ABOVE COUNTERTOP.
- 22 DRYER VENT FAN CONNECTION

CIRCUIT NUMBER	BREAKER SIZE	WIRE SIZE	DESCRIPTION	LOAD
1, 2	20A/1P	#12	APPLIANCE CIRCUIT	3000
3	20A/1P	#12	BATHROOM CIRCUIT	
4	20A/1P	#12	LAUNDRY CIRCUIT	1500
5, 7	30A/2P	#10	DRYER	5000
6	20A/1P	#12	RANGE	8000
8	20A/1P	#12	DISHWASHER	1032
9	20A/1P	#12	REFRIGERATOR	
10	20A/1P	#12	WATER HEATER	50
11	20A/1P	#12	DISPOSAL	480
25-27	20A/1P	#12	SPARE	
12-23	15A/1P	#14	GENERAL LIGHTING 1016 SQ. FT. X 3	3048
24	20A/1P	#12	MICROWAVE	1480
-	-/-	-	-	0
-	-/-	-	-	0
TOTAL				23590
10KW @ 100%				10000
REMAINDER @ 40%				5436
LARGER OF HEAT OR A/C				3006
28, 30	20A/2P	#12	3006 A/C @ 100%	
29	15A/1P	#12	780 HEAT @ 65%	
TOTAL CALCULATED				18442
ALL CIRCUITS SERVING DEVICES IN BEDROOMS SHALL BE PROTECTED BY ARC FAULT BREAKERS. NO MORE THAN 2 BEDROOMS PER 15A BREAKER.				
AMPS @ 208 V, 1PHASE				88.7
TOTAL CONNECTED				26596



THE PRESTON PARTNERSHIP, LLC  
A MULTI-DISCIPLINARY DESIGN FIRM

1000 ABERNATHY ROAD, SUITE 600  
ATLANTA, GEORGIA 30328  
TELEPHONE: 770 396 7248  
FAX: 770 396 2945


WWW.THEPRESTONPARTNERSHIP.COM

CONSULTANT



KTD Consulting Engineers  
ALTIMONTE SPRINGS, FL  
237 S. WESTMONTE DR.  
PH: 407.834.7000  
FAIRFAX, VA  
5840 MAIN STREET  
PH: 703.338.2889  
www.ktdengineers.com

REAL



PROJCT

ARCHSTONE  
KENTLANDS

MARYLAND

FOR

**ARCHSTONE**  
COMMUNITIES  
Six Piedmont Center, Suite 600  
Atlanta, Georgia 30305  
404-237-9292

REVISIONS

07/18/03 RELEASED FOR CONSTRUCTION  
10/07/18/03 RELEASED FOR CONSTRUCTION

DATE 06/10/02

JOB NUMBER 021108

DRAWN BY MLD

CHECKED BY MLD

DRAWING TITLE MLD

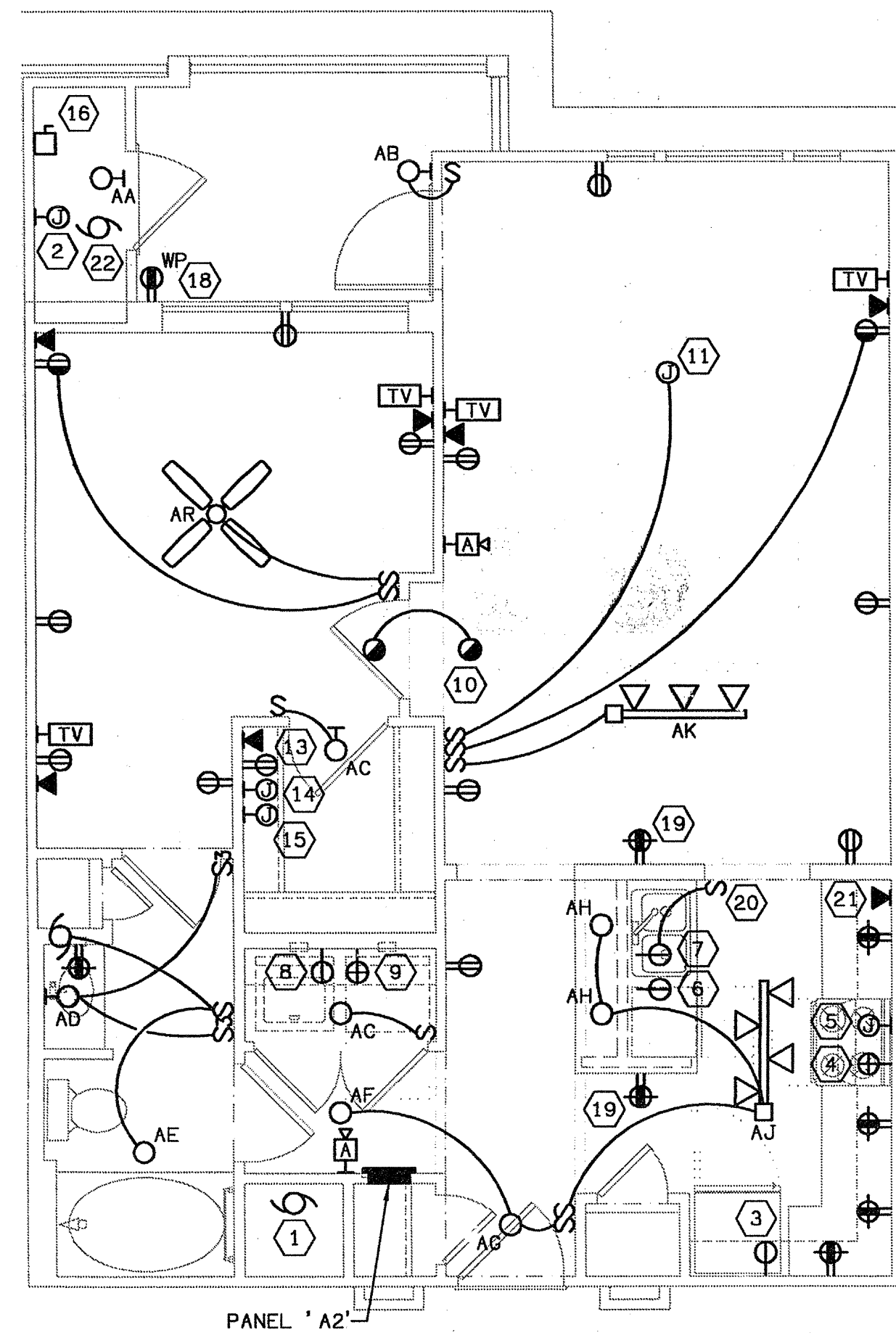
UNIT AI-LOFT

ELECTRICAL PLANS

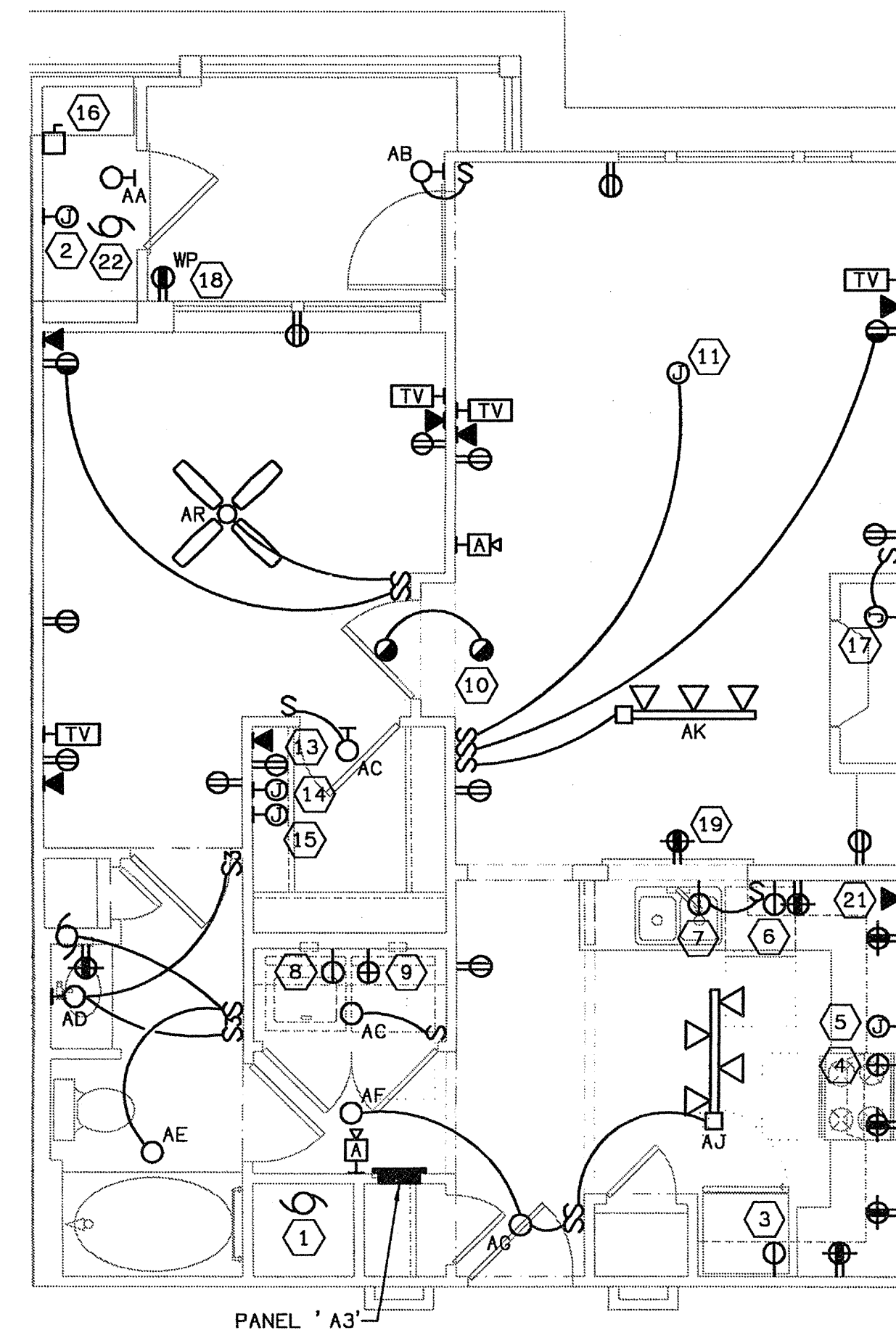
DRAWING NUMBER

E-3.2

COMMENTS



1 UNIT A2 - ELECTRICAL PLAN  
SCALE: 1/4" = 1'-0"



2 UNIT A3 - ELECTRICAL PLAN  
SCALE: 1/4" = 1'-0"


PANEL A2 208/120 V, 1 PH., 3 W, 10KAIC 100 A, M. L. O.				
CIRCUIT NUMBER	BREAKER SIZE	WIRE SIZE	DESCRIPTION	LOAD
1, 2	20A/1P	#12	APPLIANCE CIRCUIT	3000
3	20A/1P	#12	BATHROOM CIRCUIT	
4	20A/1P	#12	LAUNDRY CIRCUIT	1500
5, 7	30A/2P	#10	DRYER	5000
6	20A/1P	#12	RANGE	8000
8	20A/1P	#12	DISHWASHER	1032
9	20A/1P	#12	REFRIGERATOR	
10	20A/1P	#12	WATER HEATER	50
11	20A/1P	#12	DISPOSAL	480
23-27	20A/1P	#12	SPARE	
12-21	15A/1P	#14	GENERAL LIGHTING 788 SQ. FT. X 3	2364
22	20A/1P	#12	MICROWAVE	1480
-	-/-	-	-	0
-	-/-	-	-	0
TOTAL				22906
10KW @ 100%				10000
REMAINDER @ 40%				5162
LARGER OF HEAT OR A/C				2527
28, 30	15A/2P	#12	2527 A/C @ 100%	
29	15A/1P	#12	780 HEAT @ 65%	
ALL CIRCUITS SERVING DEVICES IN BEDROOMS SHALL BE PROTECTED BY ARC FAULT BREAKERS. NO MORE THAN 2 BEDROOMS PER 15A BREAKER.				17689
TOTAL CALCULATED				17689
AMPS @ 208V, 1PHASE				85.0
TOTAL CONNECTED				25433

PANEL A3 208/120 V, 1 PH., 3 W, 10KAIC 100 A, M. L. O.				
CIRCUIT NUMBER	BREAKER SIZE	WIRE SIZE	DESCRIPTION	LOAD
1, 2	20A/1P	#12	APPLIANCE CIRCUIT	3000
3	20A/1P	#12	BATHROOM CIRCUIT	
4	20A/1P	#12	LAUNDRY CIRCUIT	1500
5, 7	30A/2P	#10	DRYER	5000
6	20A/1P	#12	RANGE	8000
8	20A/1P	#12	DISHWASHER	1032
9	20A/1P	#12	REFRIGERATOR	
10	20A/1P	#12	WATER HEATER	50
11	20A/1P	#12	DISPOSAL	480
23-27	20A/1P	#12	SPARE	
12-21	15A/1P	#14	GENERAL LIGHTING 788 SQ. FT. X 3	2364
22	20A/1P	#12	MICROWAVE	1480
-	-/-	-	-	0
-	-/-	-	-	0
TOTAL				22906
10KW @ 100%				10000
REMAINDER @ 40%				5162
LARGER OF HEAT OR A/C				2527
28, 30	15A/2P	#12	2527 A/C @ 100%	
29	15A/1P	#12	780 HEAT @ 65%	
ALL CIRCUITS SERVING DEVICES IN BEDROOMS SHALL BE PROTECTED BY ARC FAULT BREAKERS. NO MORE THAN 2 BEDROOMS PER 15A BREAKER.				17689
TOTAL CALCULATED				17689
AMPS @ 208V, 1PHASE				85.0
TOTAL CONNECTED				25433

ELECTRICAL SHEET NOTES

- 1 CONNECTION TO AIR HANDLING UNIT WITH BUILT-IN DISCONNECT SWITCH.
- 2 WATER HEATER CONNECTION.
- 3 REFRIGERATOR CONNECTION. MOUNT @ 60" AFF.
- 4 RANGE CONNECTION.
- 5 MICROWAVE/HOOD CONNECTION. MOUNT @ 60" AFF.
- 6 DISHWASHER CONNECTION. PROVIDE HARD CONNECTION.
- 7 GARBAGE DISPOSAL CONNECTION. PROVIDE HARD CONNECTION.
- 8 WASHER CONNECTION. MOUNT @ 48" AFF.
- 9 DRYER CONNECTION. MOUNT @ 48" AFF.
- 10 CONNECT SMOKE DETECTOR AHEAD OF ALL SWITCHING AND GFI DEVICES. MAINTAIN 36" CLEARANCE FROM HVAC SUPPLY GRILLES. TIE ALL DETECTORS TOGETHER SO THAT AN ALARM IN ANY DETECTOR WILL CAUSE ALL DETECTORS IN THAT UNIT TO SOUND.
- 11 PROVIDE FAN RATED BOX WITH BLANK COVER FOR FUTURE LIGHTING FIXTURE OR PADDLE FAN.
- 12 PROVIDE MOLDED CASE CIRCUIT BREAKER IN NEMA 1 FLUSH MOUNTED ENCLOSURE WITH LATCHING DOOR FOR TO SERVE AS AHU DISCONNECT
- 13 NOT USED.
- 14 TELEPHONE SYSTEM DISTRIBUTION BOX. MOUNT @ 60" AFF. SEE TELEVISION RISER DIAGRAM FOR REQUIREMENTS.
- 15 TELEVISION SYSTEM DISTRIBUTION BOX. MOUNT @ 60" AFF. SEE TELEVISION RISER DIAGRAM FOR REQUIREMENTS.
- 16 CONDENSING UNIT CONNECTION.
- 17 GAS FIREPLACE CONTROLS CONNECTION.
- 18 PROVIDE BALCONY OUTLET IN FIRST FLOOR UNITS ONLY.
- 19 INSTALL OUTLET NOT MORE THAN 12" BELOW COUNTERTOP.
- 20 INSTALL SWITCH INSIDE LOWER CABINET.
- 21 INSTALL TELEPHONE OUTLET 6" ABOVE COUNTERTOP.
- 22 DRYER VENT FAN CONNECTION

ENTIRE SHEET IS NEW



THE PRESTON PARTNERSHIP, LLC  
A MULTI-DISCIPLINARY DESIGN FIRM

1000 ABERNATHY ROAD NE, SUITE 600  
ATLANTA, GEORGIA 30328  
TELEPHONE: 770 396 7248  
FAX: 770 396 2945

WWW.THEPRESTONPARTNERSHIP.COM

CONSULTANT

PROJECT # 02109

**KTD Consulting Engineers**  
ALTAMONTE SPRINGS, FL  
237 S. WESTMONTE DR.  
PH: 407 834 7500

FAIRFAX, VA  
1840 MAIN STREET  
PH: 703 338 2889  
www.ktdengineers.com



I CERTIFY THAT THESE DOCUMENTS WERE PREPARED OR APPROVED BY ME AND THAT I AM DULY LICENSED ARCHITECT UNDER THE LAWS OF THE STATE OF MARYLAND LICENSE NUMBER 0088 EXPIRATION DATE SEPTEMBER 9, 2004.

PROJECT

ARCHSTONE  
KENTLANDS

MARYLAND

FOR

**ARCHSTONE**  
COMMUNITIES  
Six Piedmont Center, Suite 600  
Atlanta, Georgia 30305  
404-237-9292

REVISIONS  
07/18/03 RELEASED FOR CONSTRUCTION

DATE: 06/10/02

JOB NUMBER: 021108

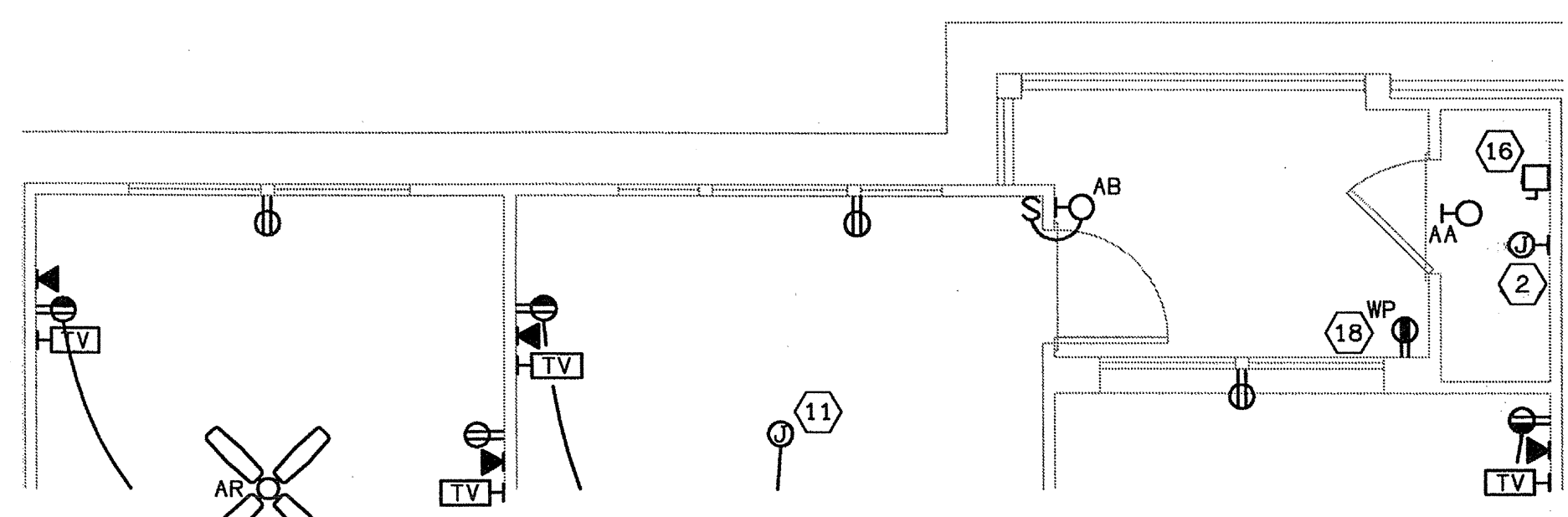
DRAWN BY: MLD

CHECKED BY: MLD

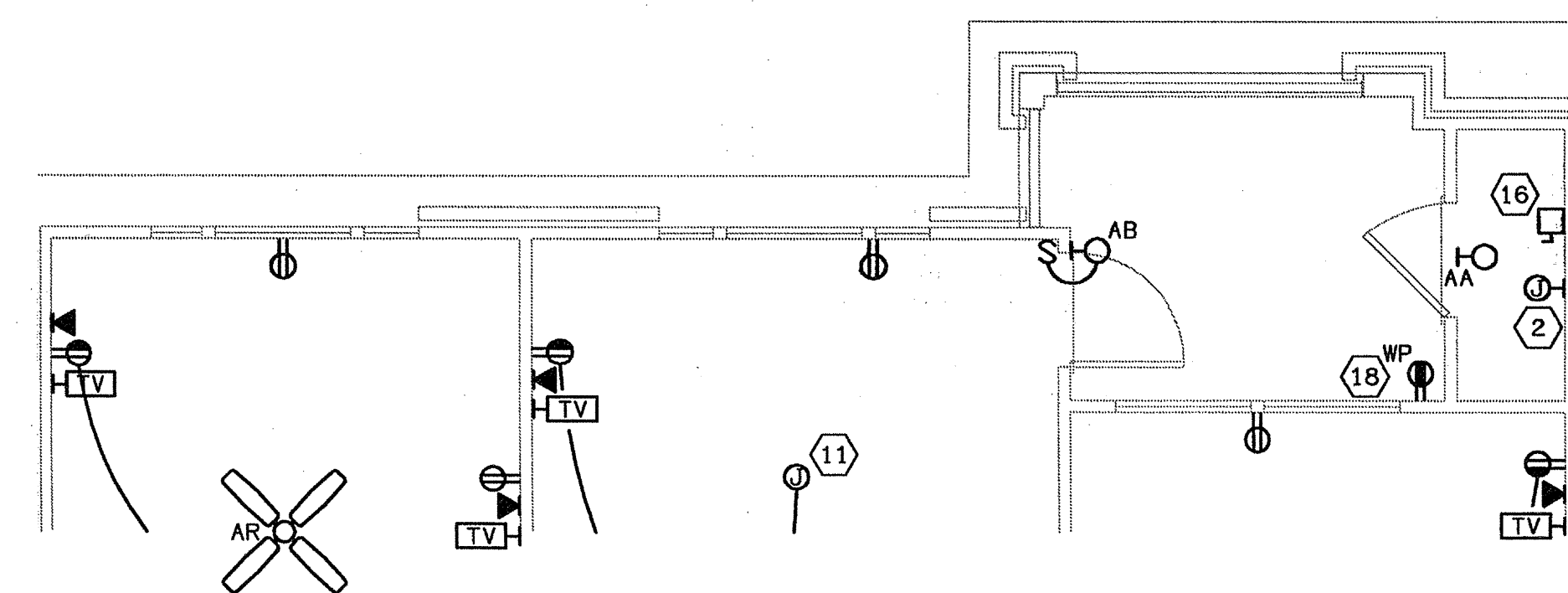
DRAWING TITLE: UNIT A2 & A3 ELECTRICAL PLANS

DRAWING NUMBER: E-32A

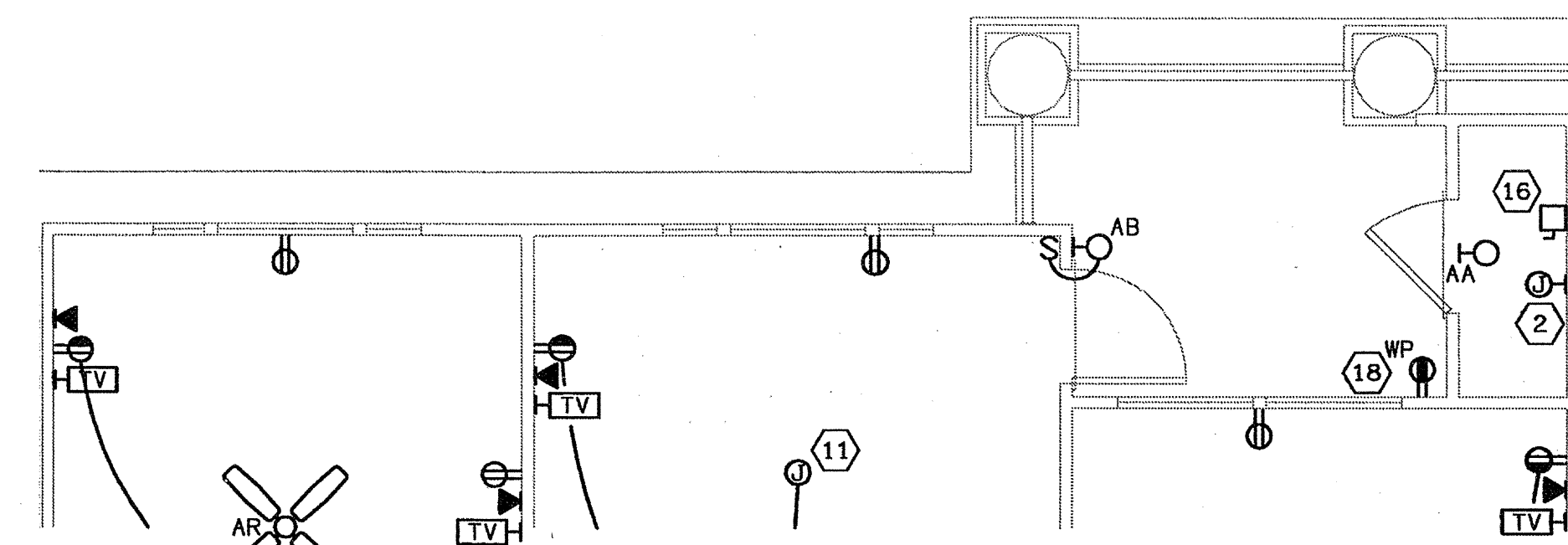
COMMENTS:



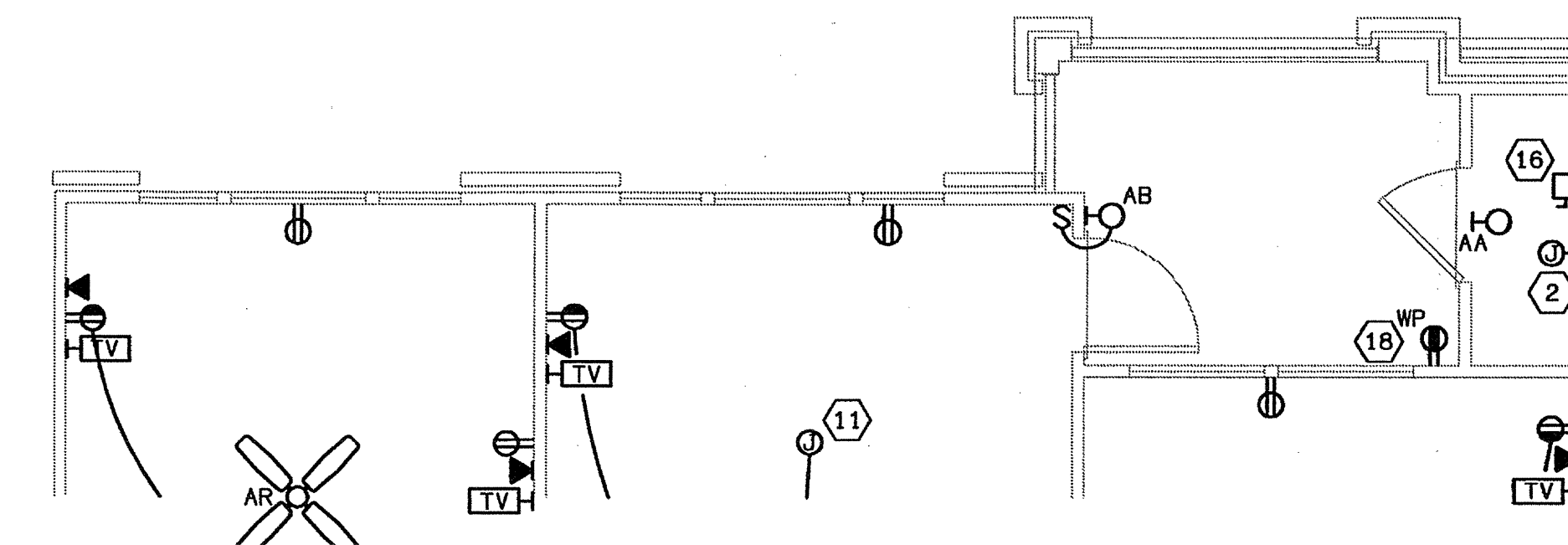
2 UNIT BIA & BI-LA - ELECTRICAL PLAN  
E-33 SCALE: 1/4" = 1'-0" 02109-E-UNIT



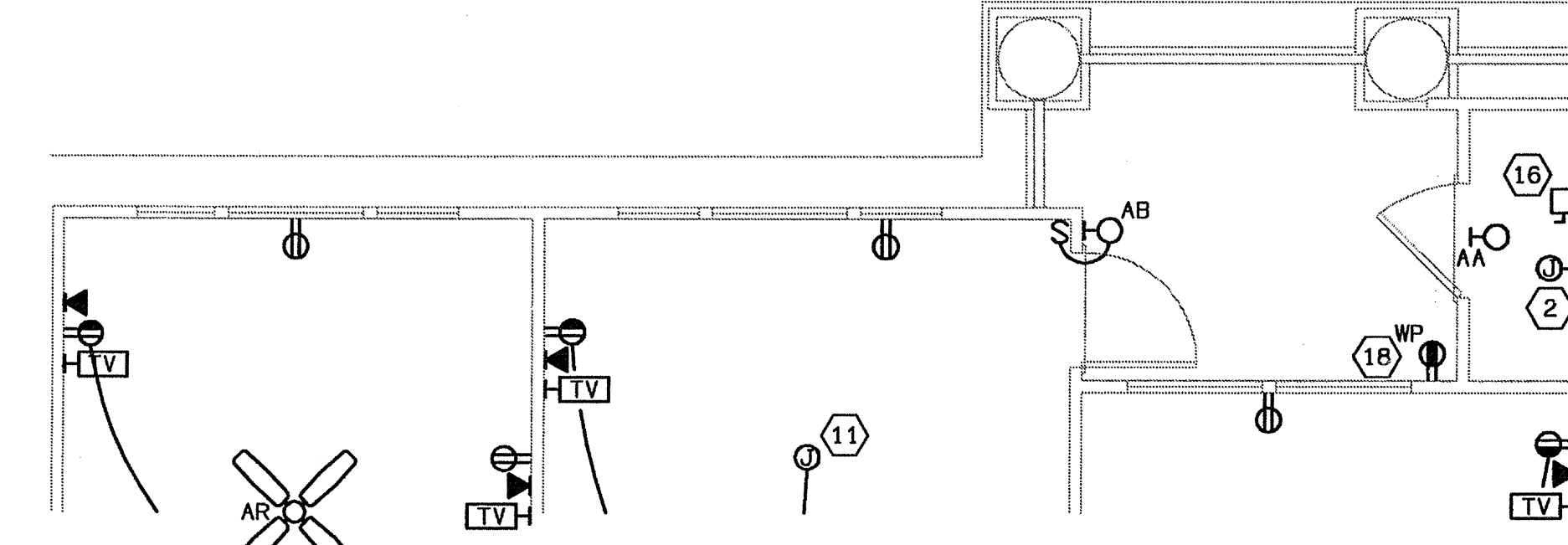
3 UNIT BIB - ELECTRICAL PLAN  
E-33 SCALE: 1/4" = 1'-0" 02109-E-UNIT



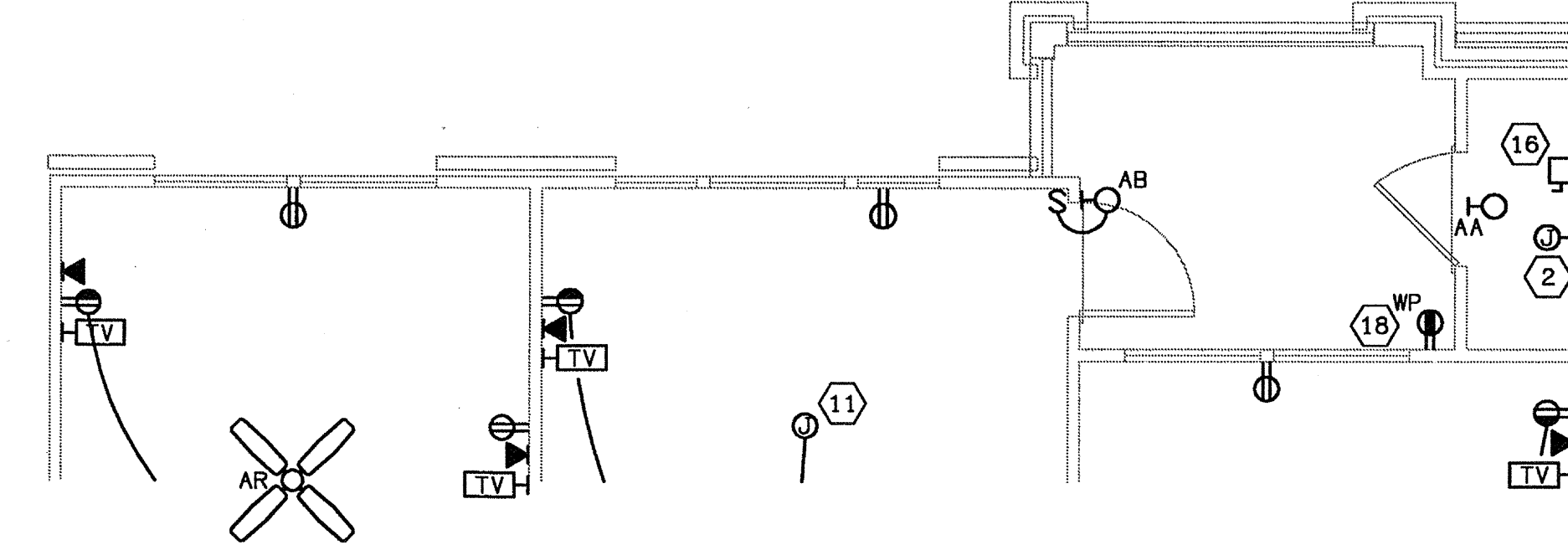
4 UNIT BIC - ELECTRICAL PLAN  
E-33 SCALE: 1/4" = 1'-0" 02109-E-UNIT



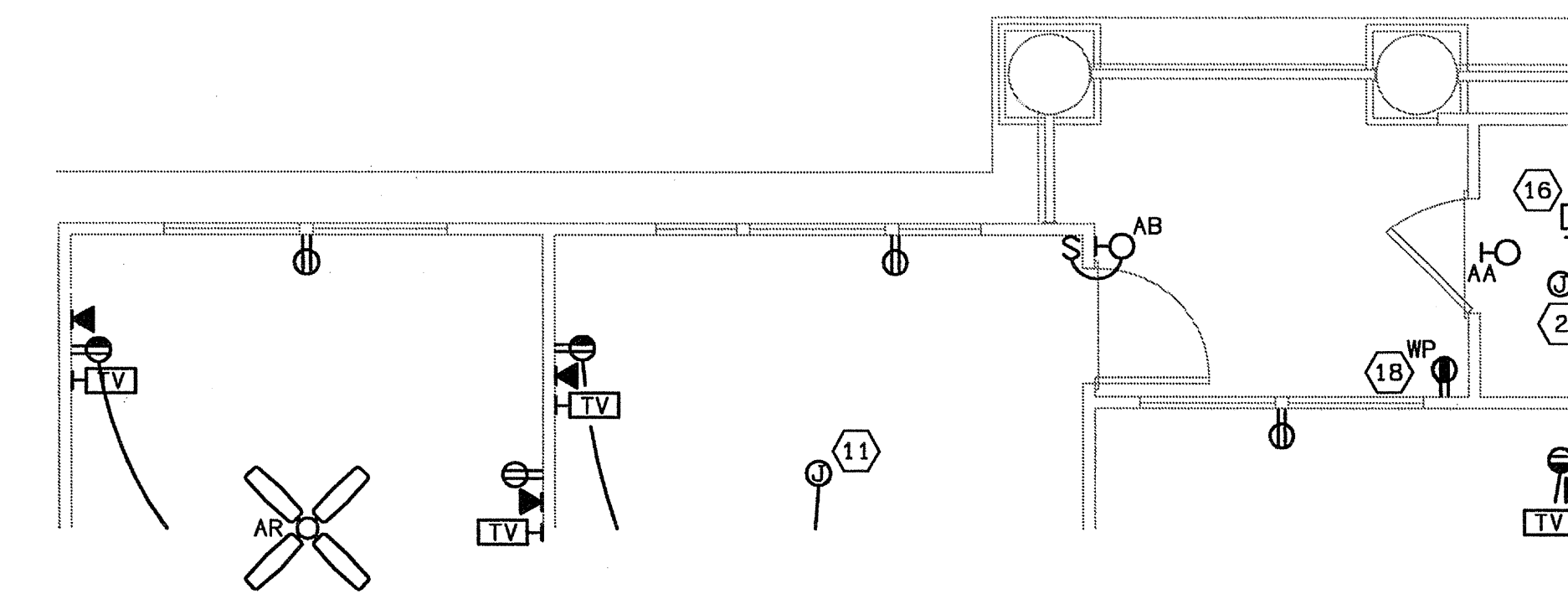
5 UNIT BID - ELECTRICAL PLAN  
E-33 SCALE: 1/4" = 1'-0" 02109-E-UNIT



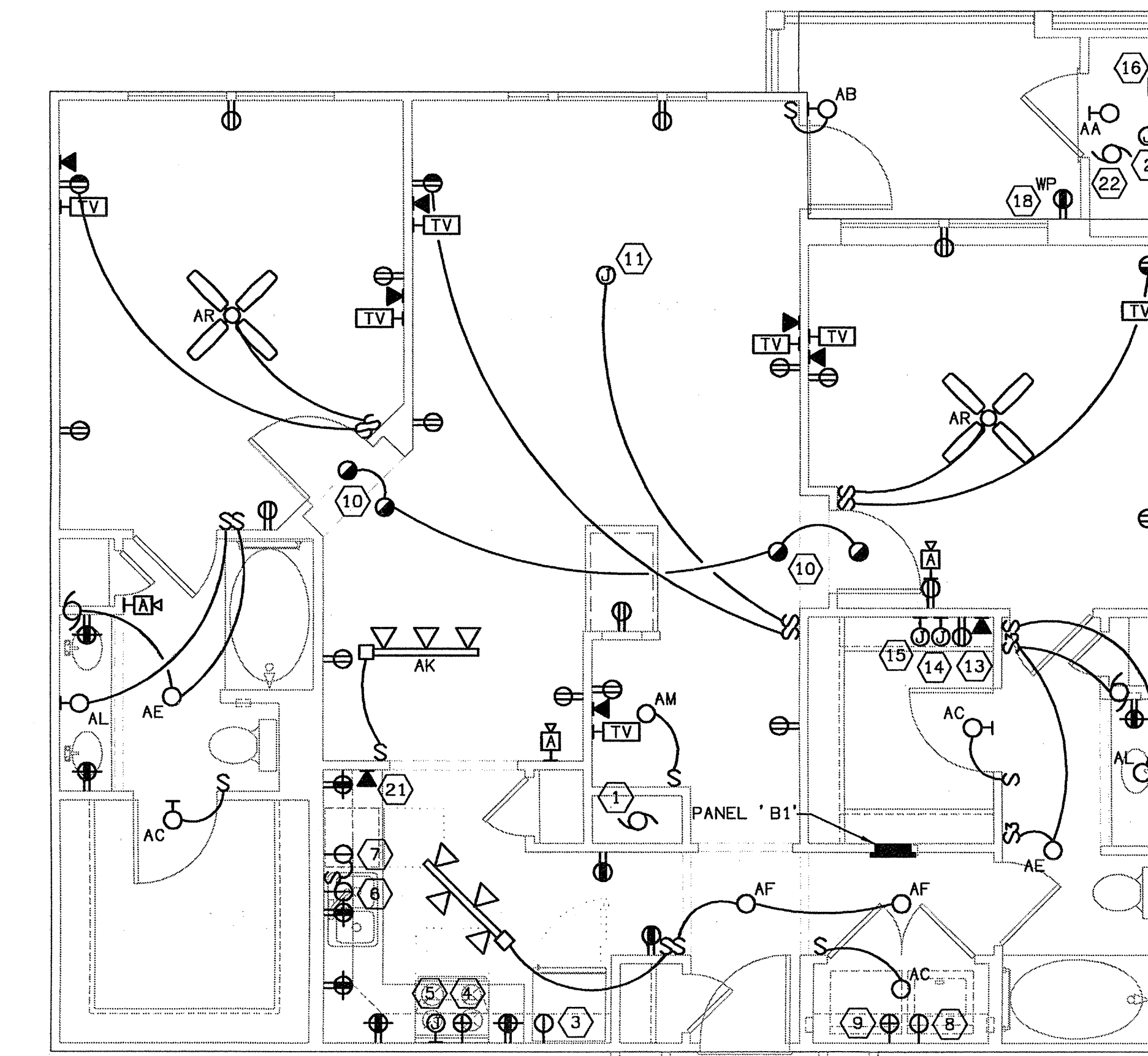
6 UNIT BIE & BI-LE - ELECTRICAL PLAN  
E-33 SCALE: 1/4" = 1'-0" 02109-E-UNIT



7 UNIT BIH - ELECTRICAL PLAN  
E-33 SCALE: 1/4" = 1'-0" 02109-E-UNIT



8 UNIT BIJ & BI-LJ - ELECTRICAL PLAN  
E-33 SCALE: 1/4" = 1'-0" 02109-E-UNIT




1 UNIT B1 - ELECTRICAL PLAN  
E-33 SCALE: 1/4" = 1'-0" 02109-E-UNIT

**ELECTRICAL SHEET NOTES**


- 1 CONNECTION TO AIR HANDLING UNIT WITH BUILT-IN DISCONNECT SWITCH.
- 2 WATER HEATER CONNECTION.
- 3 REFRIGERATOR CONNECTION. MOUNT @ 60" AFF.
- 4 RANGE CONNECTION.
- 5 MICROWAVE/HOOD CONNECTION. MOUNT @ 60" AFF.
- 6 DISHWASHER CONNECTION. PROVIDE HARD CONNECTION.
- 7 GARBAGE DISPOSAL CONNECTION. PROVIDE HARD CONNECTION.
- 8 WASHER CONNECTION. MOUNT @ 48" AFF.
- 9 DRYER CONNECTION. MOUNT @ 48" AFF.
- 10 CONNECT SMOKE DETECTOR AHEAD OF ALL SWITCHING AND GFI DEVICES. MAINTAIN 36" CLEARANCE FROM HVAC SUPPLY GRILLES. TIE ALL DETECTORS TOGETHER SO THAT AN ALARM IN ANY DETECTOR WILL CAUSE ALL DETECTORS IN THAT UNIT TO SOUND.
- 11 PROVIDE FAN RATED BOX WITH BLANK COVER FOR FUTURE LIGHTING FIXTURE OR PADDLE FAN.
- 12 PROVIDE MOLDED CASE CIRCUIT BREAKER IN NEMA 1 FLUSH MOUNTED ENCLOSURE WITH LATCHING DOOR FOR TO SERVE AS AHU DISCONNECT
- 13 NOT USED.
- 14 TELEPHONE SYSTEM DISTRIBUTION BOX. MOUNT @ 60" AFF. SEE TELEVISION RISER DIAGRAM FOR REQUIREMENTS.
- 15 TELEVISION SYSTEM DISTRIBUTION BOX. MOUNT @ 60" AFF. SEE TELEVISION RISER DIAGRAM FOR REQUIREMENTS.
- 16 CONDENSING UNIT CONNECTION.
- 17 GAS FIREPLACE CONTROLS CONNECTION.
- 18 PROVIDE BALCONY OUTLET IN FIRST FLOOR UNITS ONLY.
- 19 INSTALL OUTLET NOT MORE THAN 12" BELOW COUNTERTOP.
- 20 INSTALL SWITCH INSIDE LOWER CABINET.
- 21 INSTALL TELEPHONE OUTLET 6" ABOVE COUNTERTOP.
- 22 DRYER VENT FAN CONNECTION

PANEL B1				
208/120 V, 1 PH., 3 W, 10KAIC				
100A, M. L. O.				
CIRCUIT NUMBER	BREAKER SIZE	WIRE SIZE	DESCRIPTION	LOAD
1, 2	20A/1P	#12	APPLIANCE CIRCUIT	3000
3	20A/1P	#12	BATHROOM CIRCUIT	
4	20A/1P	#12	LAUNDRY CIRCUIT	1500
5, 7	30A/2P	#10	DRYER	5000
6	20A/1P	#12	RANGE	8000
8	20A/1P	#12	DISHWASHER	1032
9	20A/1P	#12	REFRIGERATOR	
10	20A/1P	#12	WATER HEATER	50
11	20A/1P	#12	DISPOSAL	480
28-27	20A/1P	#12	SPARE	
12-25	15A/1P	#14	GENERAL LIGHTING 1209 SQ. FT. X 3	3627
24	20A/1P	#12	MICROWAVE	1480
-	-/-	-	-	0
-	-/-	-	-	0
TOTAL				24169
* CU-B1B = 25A/2P #10				10KW @ 100%
* CU-B1T = 20A/2P #12				REMAINDER @ 40%
				5668
LARGER OF HEAT OR A/C				3297
28, 30	#/2P	*	3297 A/C @ 100%	
29	15A/1P	#12	780 HEAT @ 65%	
TOTAL CALCULATED				18965
ALL CIRCUITS SERVING DEVICES IN BEDROOMS SHALL BE PROTECTED BY ARC FAULT BREAKERS. NO MORE THAN 2 BEDROOMS PER 15A BREAKER.				AMPS @ 208 V, 1PHASE 91.2
TOTAL CONNECTED				27466



THE PRESTON PARTNERSHIP, LLC  
A MULTI-DISCIPLINARY DESIGN FIRM  
1000 ABERNATHY ROAD NE, SUITE 600  
ATLANTA, GEORGIA 30328  
TELEPHONE: 770 396 7248  
FAX: 770 396 2945  
WWW.THEPRESTONPARTNERSHIP.COM

CONSULTANT  
PROJECT # 02109  
KTD Consulting Engineers  
ALTAMONTE SPRINGS, FL.  
237 S. WESTMONTE DR.  
PH: 407 854 7000  
FAIRFAX, VA.  
9840 MAIN STREET  
PH: 703 338 2889  
www.ktdengineers.com

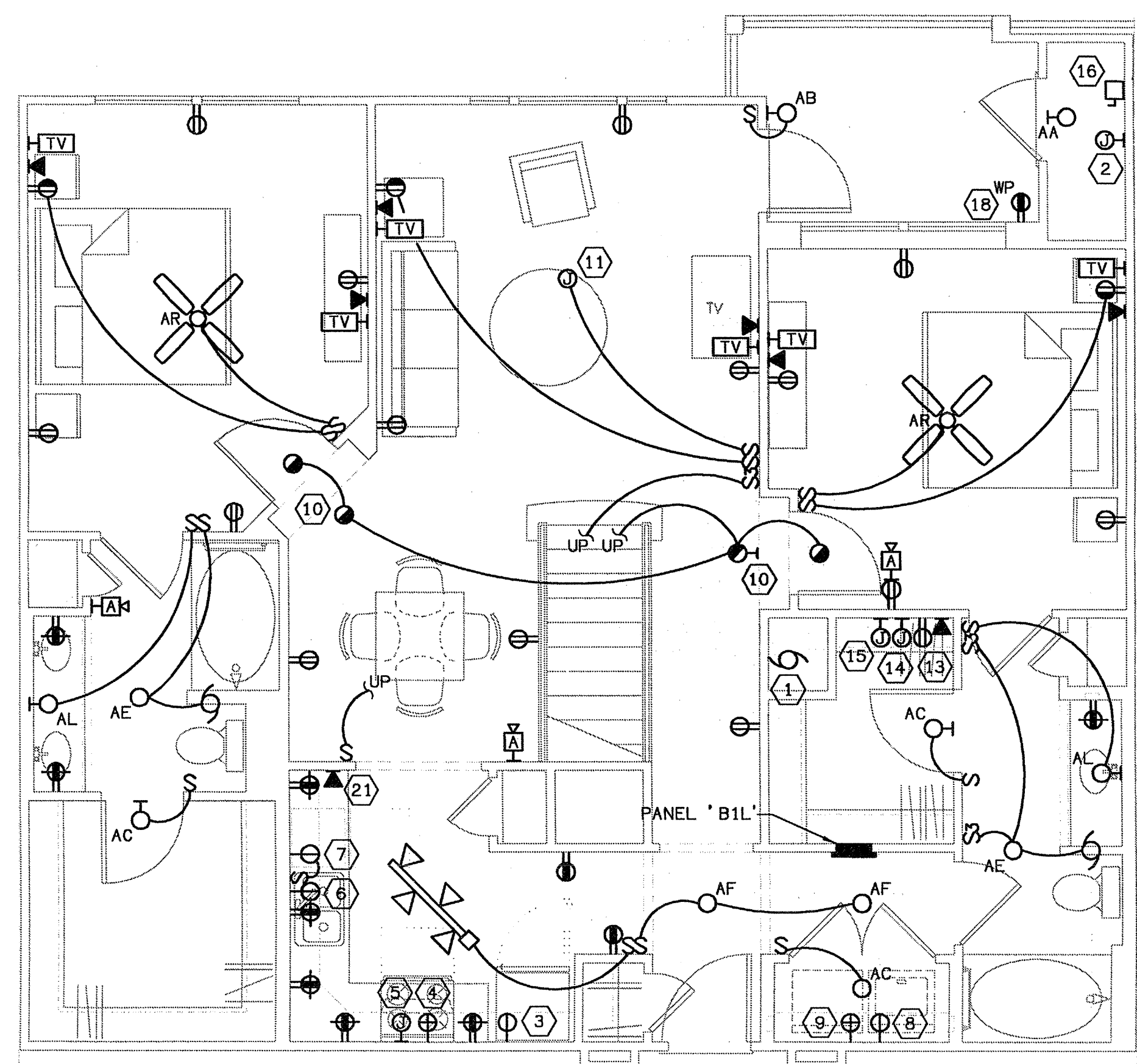


PROJECT  
ARCHSTONE  
KENTLANDS  
MARYLAND

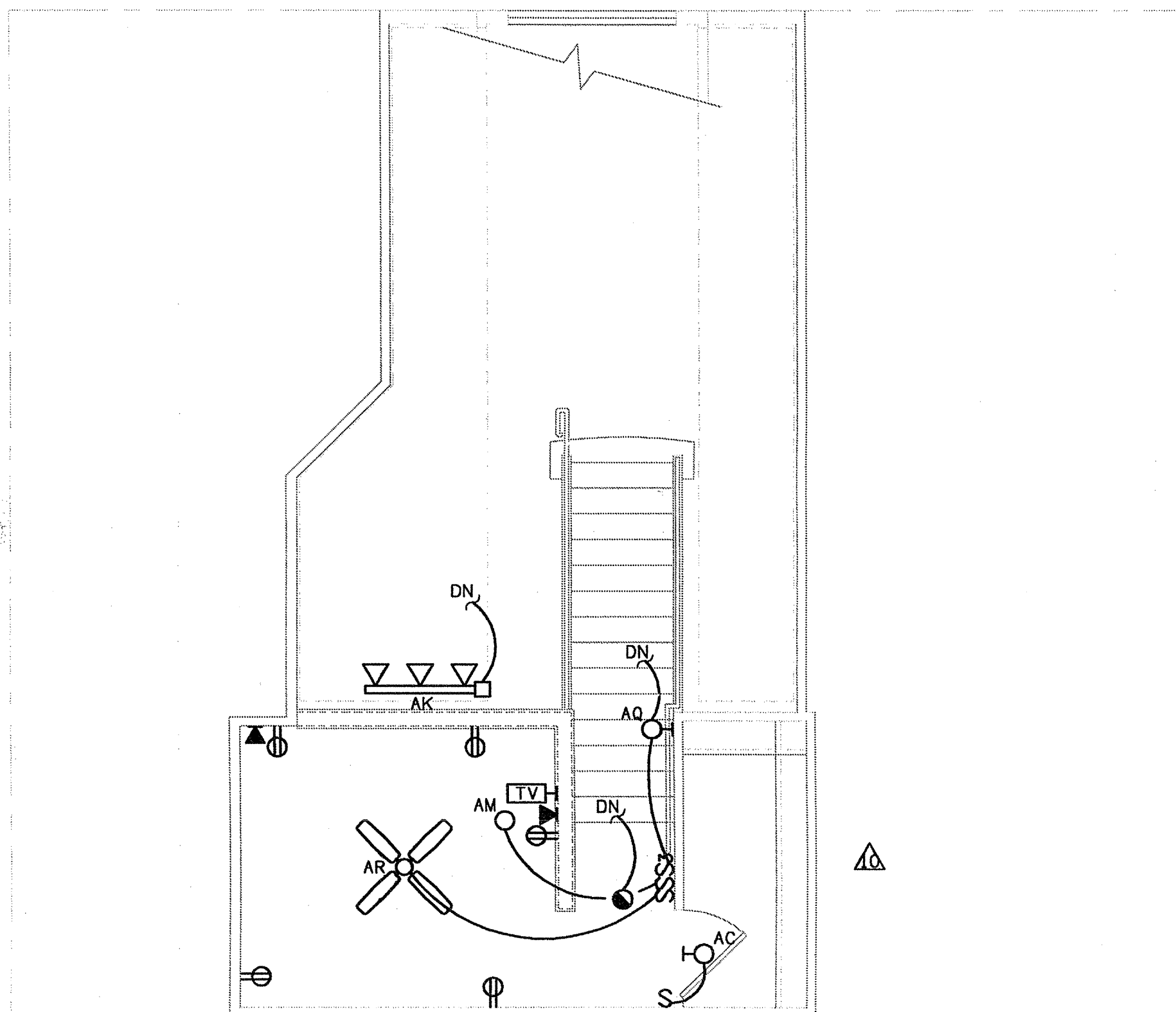
FOR  
ARCHSTONE  
COMMUNITIES  
Six Piedmont Center, Suite 600  
Atlanta, Georgia 30305  
404-237-9292

REVISIONS  
07/18/03 RELEASED FOR CONSTRUCTION  
10/07/18/03 RELEASED FOR CONSTRUCTION

DATE 06/10/02  
JOB NUMBER 021108  
DRAWN BY MLD  
CHECKED BY MLD  
DRAWING TITLE ELECTRICAL PLANS  
DRAWING NUMBER E-3.3  
COMMENTS



1 UNIT BI-L - ELECTRICAL PLAN  
E-34 SCALE: 1/4" = 1'-0"




2 UNIT BI-LM - ELECTRICAL PLAN  
E-34 SCALE: 1/4" = 1'-0"

PANEL B1L 208/120 V, 1 PH., 3 W, 10KAIC 100A, M. L. O.				
CIRCUIT NUMBER	BREAKER SIZE	WIRE SIZE	DESCRIPTION	LOAD
1, 2	20A/1P	#12	APPLIANCE CIRCUIT	3000
3	20A/1P	#12	BATHROOM CIRCUIT	
4	20A/1P	#12	LAUNDRY CIRCUIT	1500
5, 7	30A/2P	#10	DRYER	5000
6	20A/1P	#12	RANGE	8000
8	20A/1P	#12	DISHWASHER	1032
9	20A/1P	#12	REFRIGERATOR	
10	20A/1P	#12	WATER HEATER	50
11	20A/1P	#12	DISPOSAL	480
27	20A/1P	#12	SPARE	
12-26	15A/1P	#14	GENERAL LIGHTING 1447 SQ. FT. X 3	4341
22	20A/1P	#12	MICROWAVE	1480
-	-	-	-	0
			TOTAL	24883
			10KW @ 100%	10000
			REMAINDER @ 40%	5953
			LARGER OF HEAT OR A/C	3297
28, 30	25A/2P	#10	3297 A/C @ 100%	
29	15A/1P	#12	780 HEAT @ 65%	
			TOTAL CALCULATED	19250
			AMPS @ 208V, 1PHASE	92.5
			TOTAL CONNECTED	28180

ALL CIRCUITS SERVING DEVICES IN BEDROOMS SHALL BE PROTECTED BY ARC FAULT BREAKERS. NO MORE THAN 2 BEDROOMS PER 15A BREAKER.

ELECTRICAL SHEET NOTES

- 1 CONNECTION TO AIR HANDLING UNIT WITH BUILT-IN DISCONNECT SWITCH.
- 2 WATER HEATER CONNECTION.
- 3 REFRIGERATOR CONNECTION. MOUNT @ 60" AFF.
- 4 RANGE CONNECTION.
- 5 MICROWAVE/HOOD CONNECTION. MOUNT @ 60" AFF.
- 6 DISHWASHER CONNECTION. PROVIDE HARD CONNECTION.
- 7 GARBAGE DISPOSAL CONNECTION. PROVIDE HARD CONNECTION.
- 8 WASHER CONNECTION. MOUNT @ 48" AFF.
- 9 DRYER CONNECTION. MOUNT @ 48" AFF.
- 10 CONNECT SMOKE DETECTOR AHEAD OF ALL SWITCHING AND GFI DEVICES. MAINTAIN 36" CLEARANCE FROM HVAC SUPPLY GRILLES. TIE ALL DETECTORS TOGETHER SO THAT AN ALARM IN ANY DETECTOR WILL CAUSE ALL DETECTORS IN THAT UNIT TO SOUND.
- 11 PROVIDE FAN RATED BOX WITH BLANK COVER FOR FUTURE LIGHTING FIXTURE OR PADDLE FAN.
- 12 PROVIDE MOLDED CASE CIRCUIT BREAKER IN NEMA 1 FLUSH MOUNTED ENCLOSURE WITH LATCHING DOOR FOR TO SERVE AS AHU DISCONNECT
- 13 NOT USED.
- 14 TELEPHONE SYSTEM DISTRIBUTION BOX. MOUNT @ 60" AFF. SEE TELEVISION RISER DIAGRAM FOR REQUIREMENTS.
- 15 TELEVISION SYSTEM DISTRIBUTION BOX. MOUNT @ 60" AFF. SEE TELEVISION RISER DIAGRAM FOR REQUIREMENTS.
- 16 CONDENSING UNIT CONNECTION.
- 17 GAS FIREPLACE CONTROLS CONNECTION.
- 18 PROVIDE BALCONY OUTLET IN FIRST FLOOR UNITS ONLY.
- 19 INSTALL OUTLET NOT MORE THAN 12" BELOW COUNTERTOP.
- 20 INSTALL SWITCH INSIDE LOWER CABINET.
- 21 INSTALL TELEPHONE OUTLET 6" ABOVE COUNTERTOP.




THE PRESTON PARTNERSHIP, LLC  
A MULTI-DISCIPLINARY DESIGN FIRM

1000 ABERNATHY ROAD NE, SUITE 600  
ATLANTA, GEORGIA 30328  
TELEPHONE: 770 396 7248  
FAX: 770 396 2945

WWW.THEPRESTONPARTNERSHIP.COM


CONSULTANT



PROJECT # 02109  
KTD Consulting Engineers  
ALTAMONTE SPRINGS, FL.  
237 S. WESTMONTEDR.  
PH: 407.834.7600

FAIRFAX, VA.  
9840 MAIN STREET  
PH: 703.338.2889  
www.ktdengineers.com

SEAL



CERTIFY THAT THESE DOCUMENTS WERE PREPARED OR APPROVED BY THE ARCHITECT AND THAT I AM A duly LICENSED ARCHITECT UNDER THE LAWS OF THE STATE OF MARYLAND. LICENSE NUMBER 3398 EXPIRES DATE SEPTEMBER 3, 2006

PROJECT

ARCHSTONE  
KENTLANDS

MARYLAND

FOR

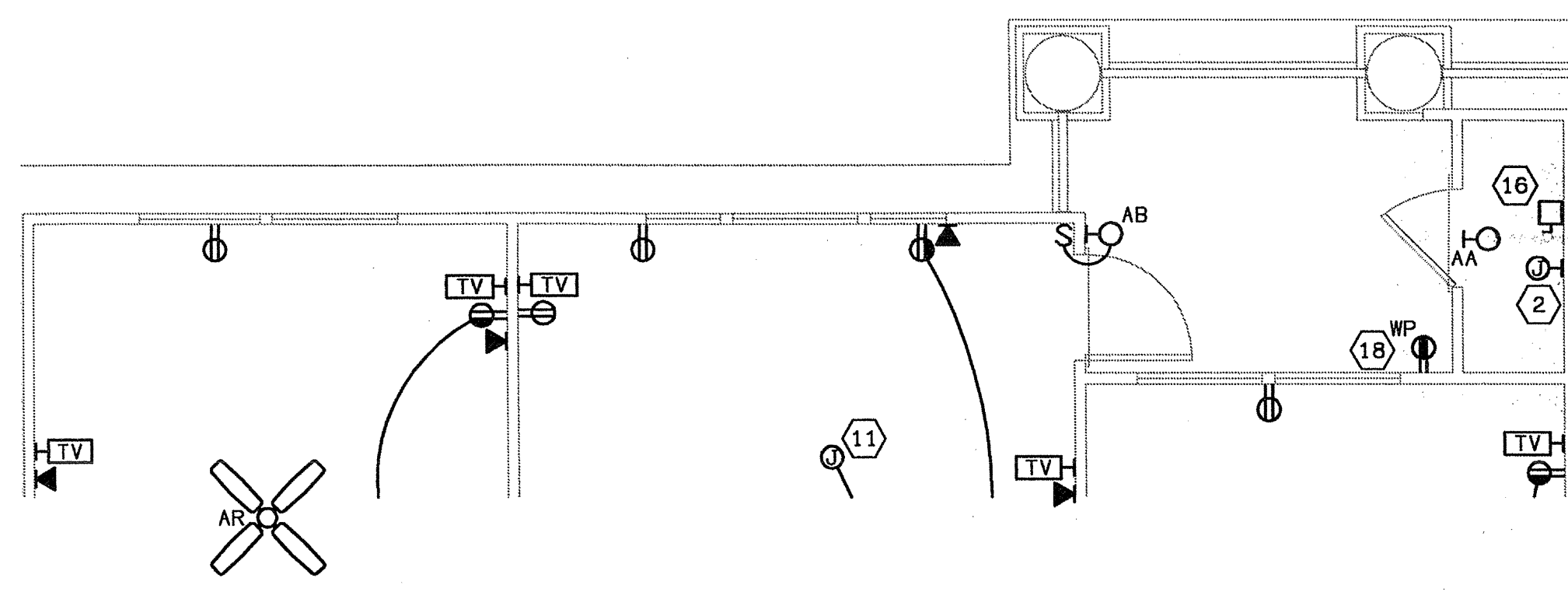
ARCHSTONE  
COMMUNITIES  
Six Piedmont Center, Suite 600  
Atlanta, Georgia 30305  
404-237-9292

REVISIONS  
07/18/03 RELEASED FOR CONSTRUCTION  
08/07/18/03 RELEASED FOR CONSTRUCTION

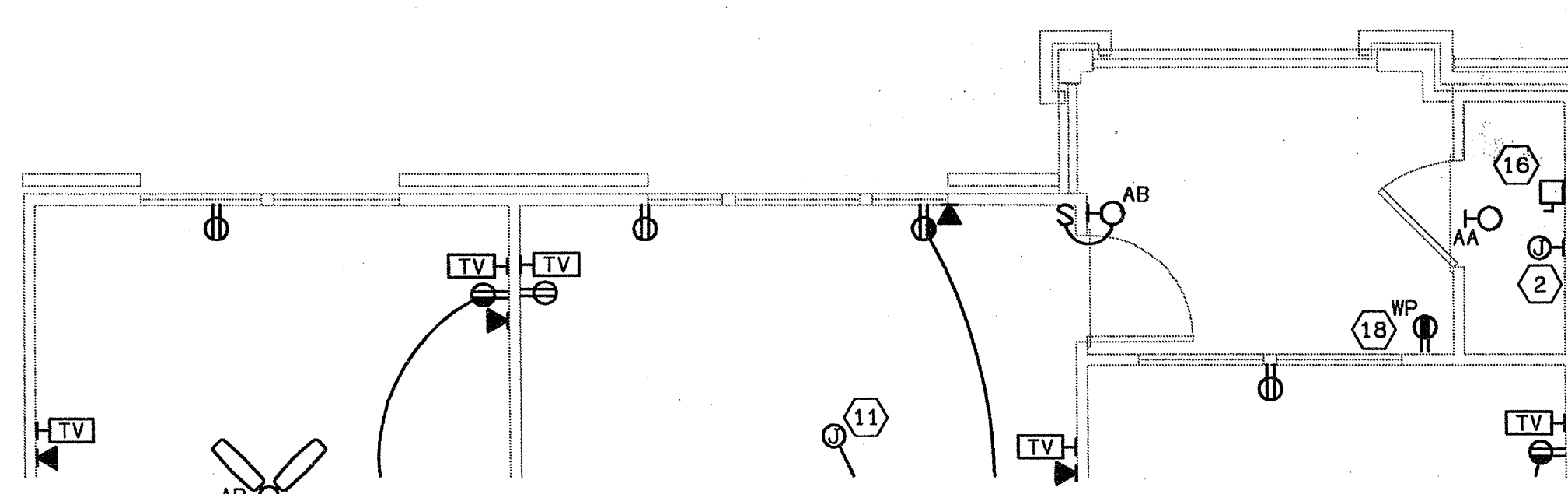
NO.	DATE	REVISION

DATE: 06/10/02  
JOB NUMBER: 0211106  
DRAWN BY: MLD  
CHECKED BY: MLD  
DRAWING TITLE: UNIT B1 LOFT ELECTRICAL PLANS  
DRAWING NUMBER: E-3.4

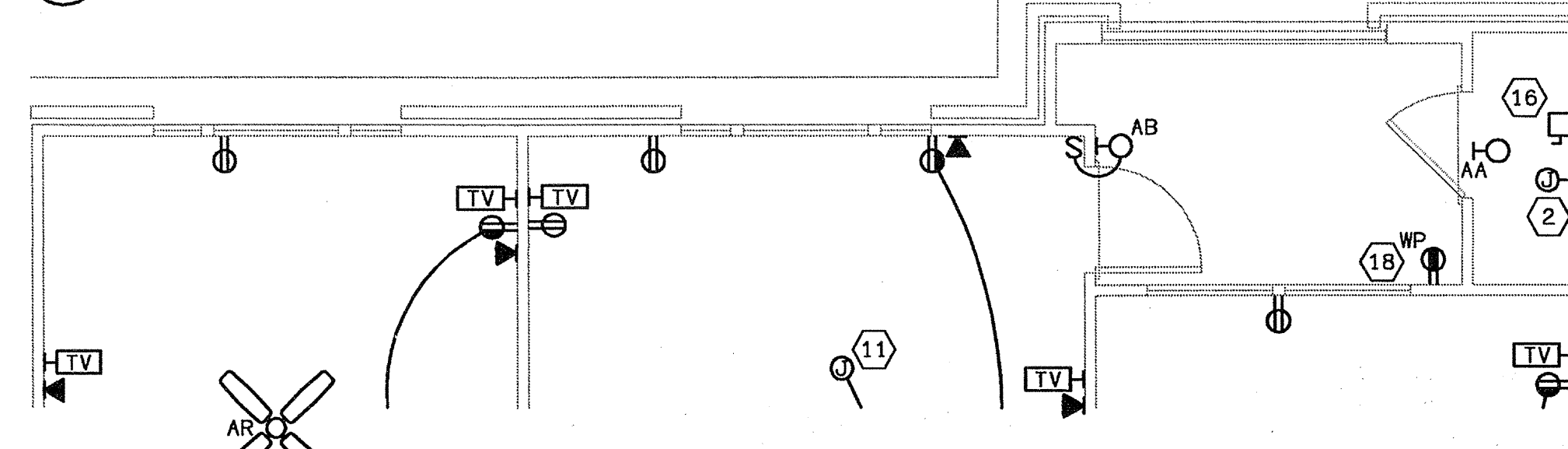
COMMENTS



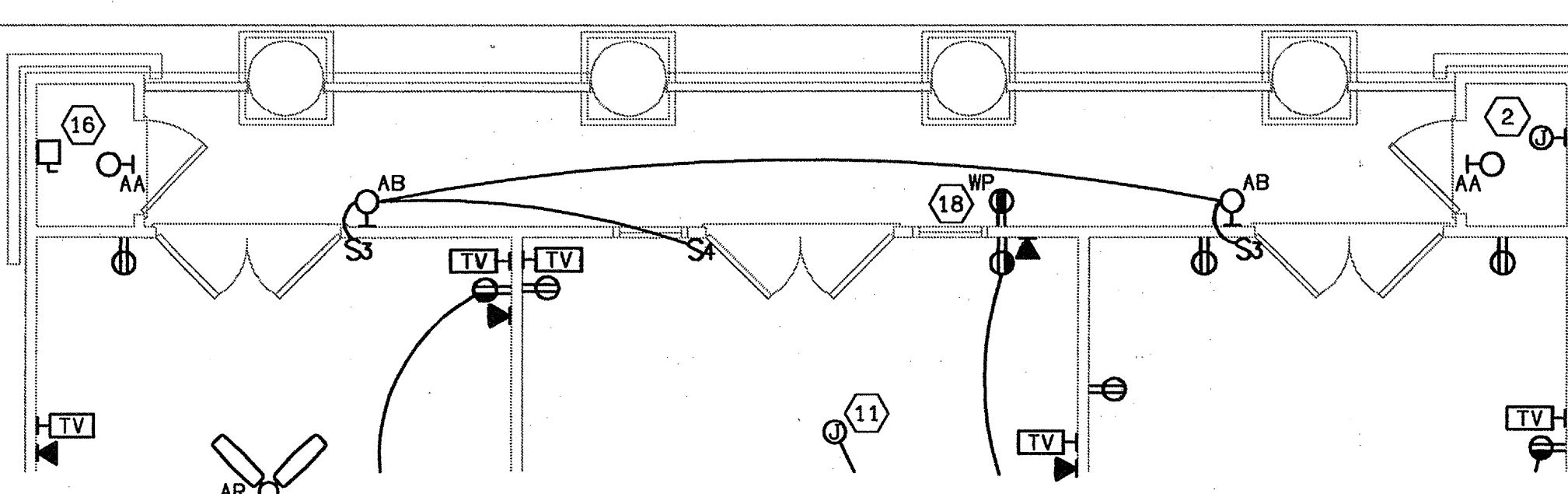
2 UNIT B2A & B2-LA - ELECTRICAL PLAN  
E-35 SCALE: 1/4" = 1'-0" 02109-E-UNIT



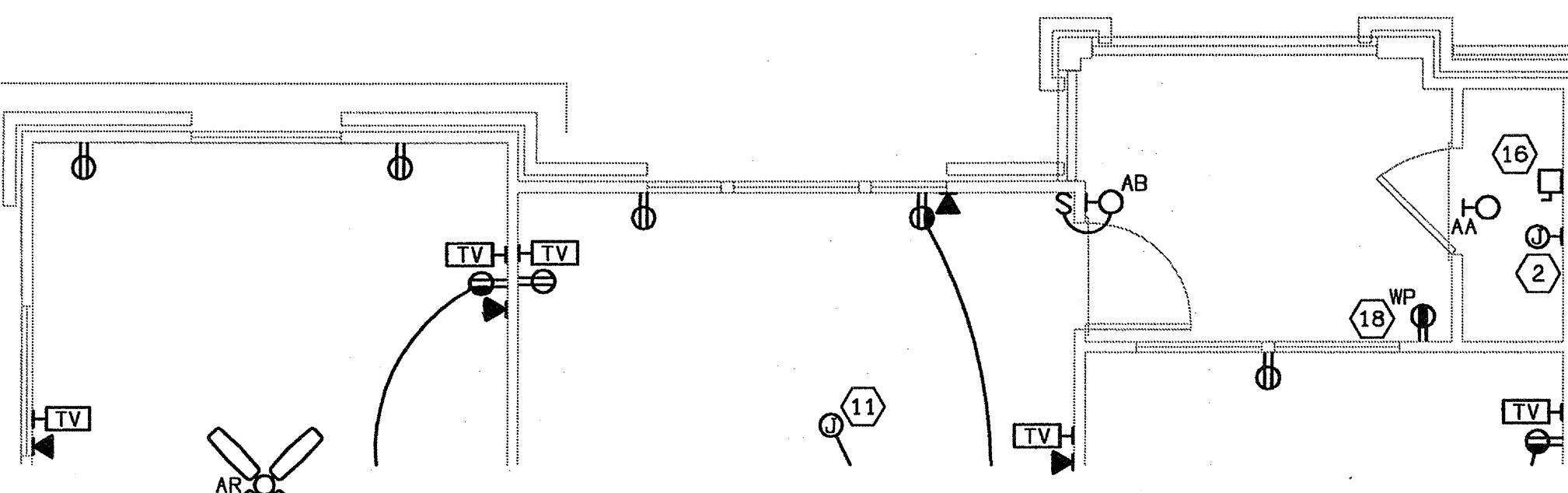
3 UNIT B2B - ELECTRICAL PLAN  
E-35 SCALE: 1/4" = 1'-0" 02109-E-UNIT



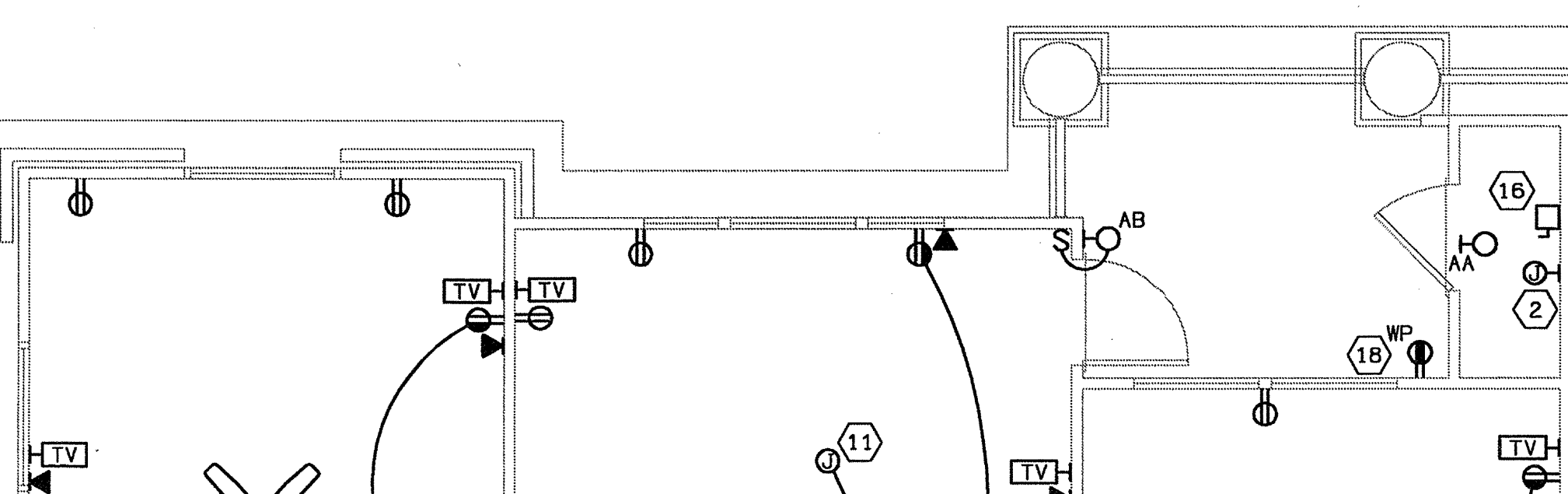
4 UNIT B2C & B2-LC - ELECTRICAL PLAN  
E-35 SCALE: 1/4" = 1'-0" 02109-E-UNIT



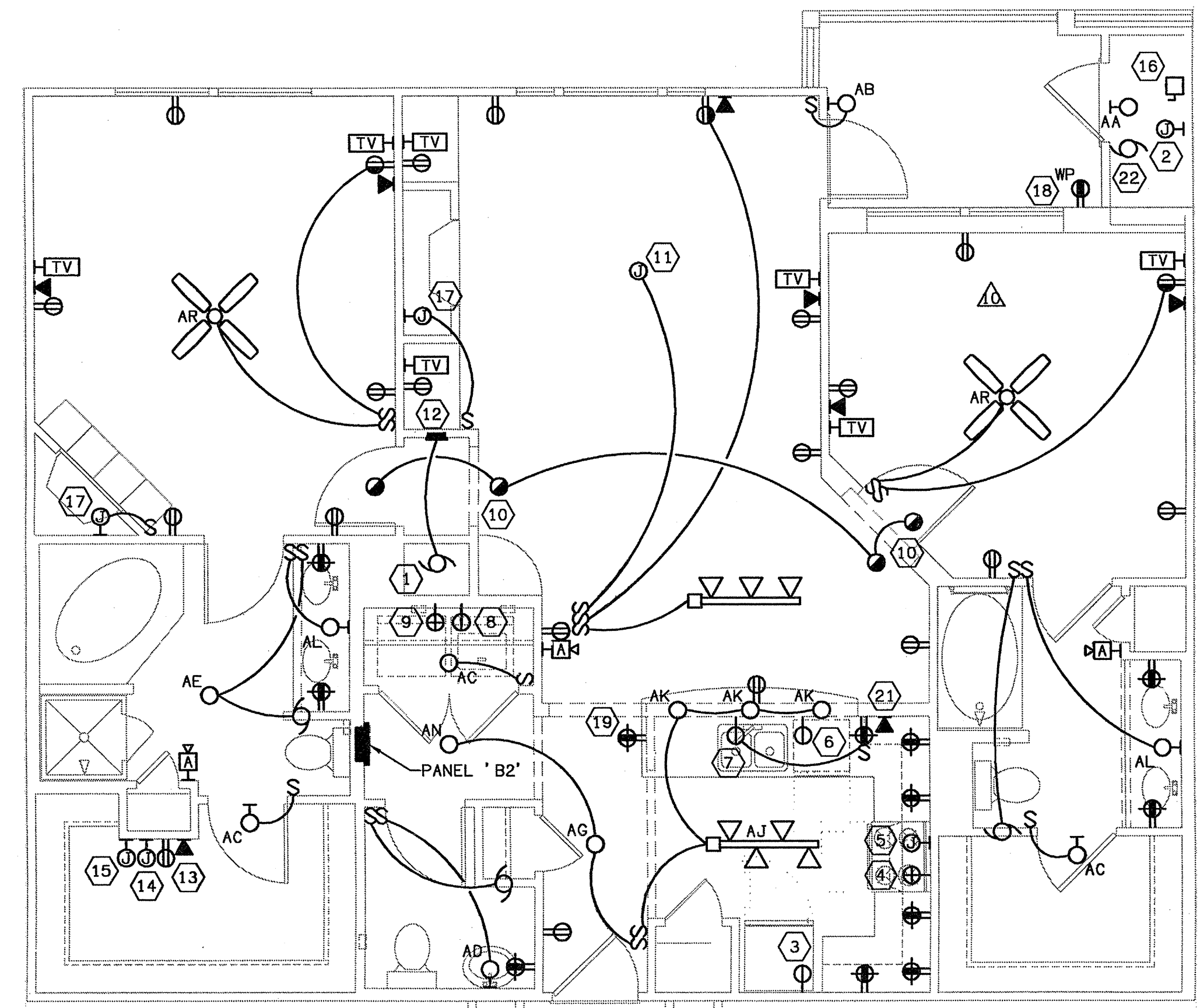
5 UNIT B2D - ELECTRICAL PLAN  
E-35 SCALE: 1/4" = 1'-0" 02109-E-UNIT



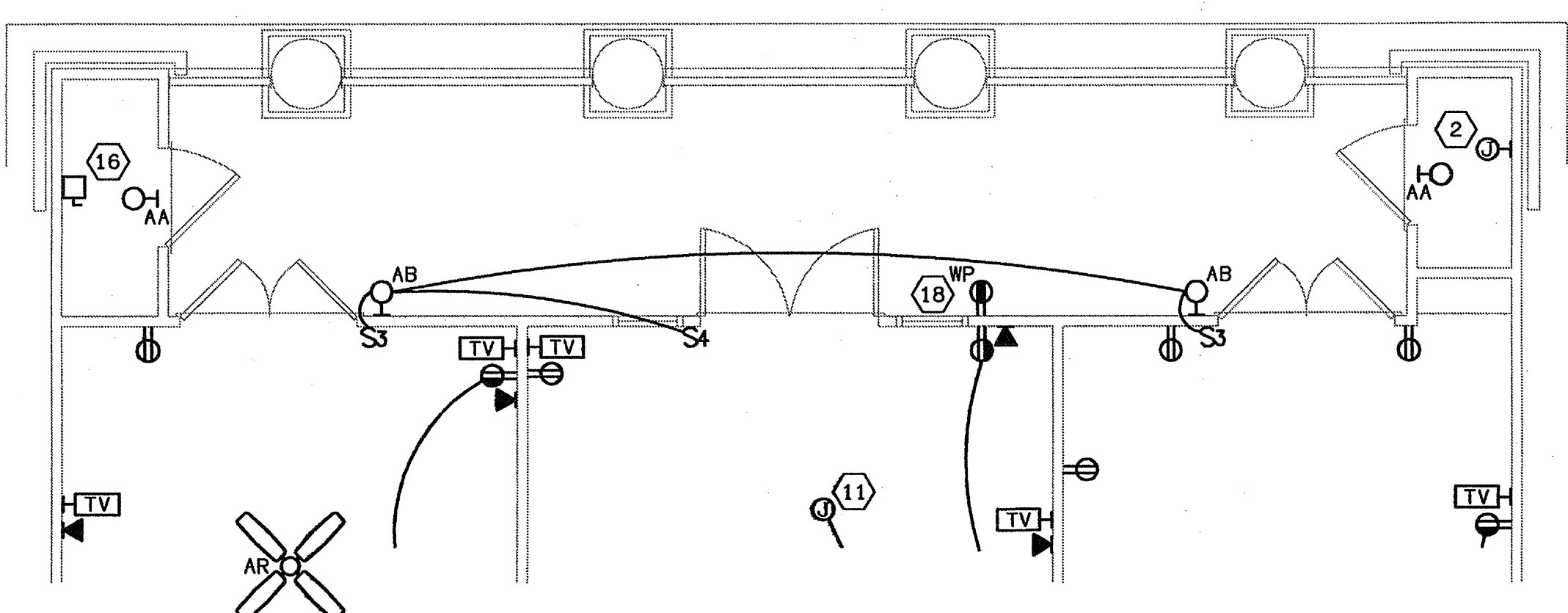
6 UNIT B2E - ELECTRICAL PLAN  
E-35 SCALE: 1/4" = 1'-0" 02109-E-UNIT



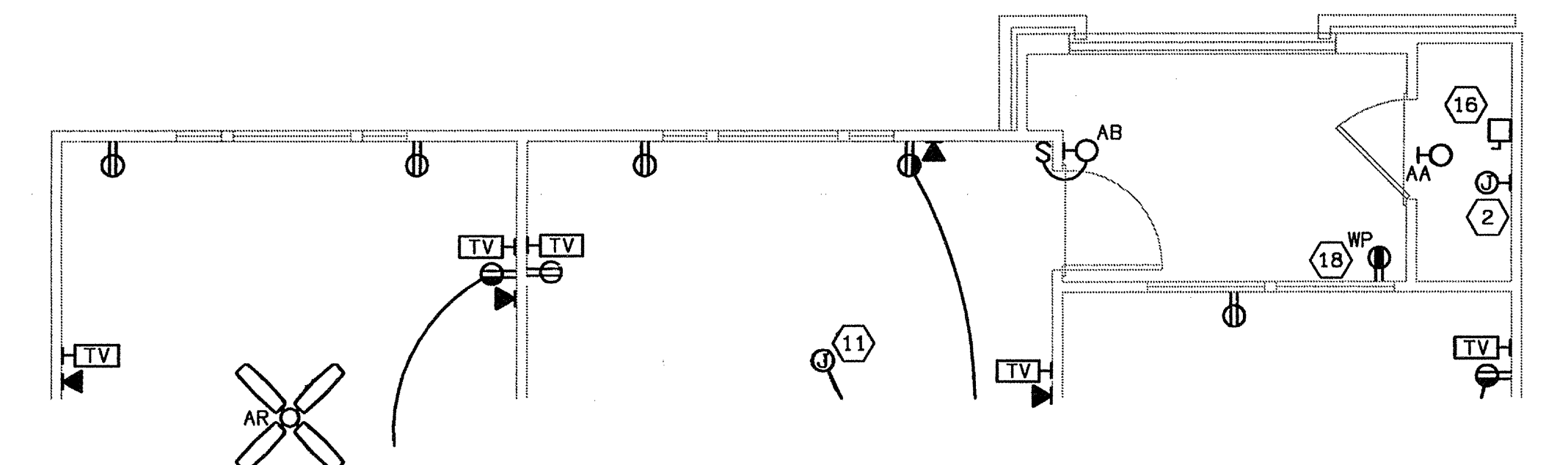
7 UNIT B2F - ELECTRICAL PLAN  
E-35 SCALE: 1/4" = 1'-0" 02109-E-UNIT



1 UNIT B2 - ELECTRICAL PLAN  
E-35 SCALE: 1/4" = 1'-0" 02109-E-UNIT



8 UNIT B2G - ELECTRICAL PLAN  
E-35 SCALE: 1/4" = 1'-0" 02109-E-UNIT



9 UNIT B2J - ELECTRICAL PLAN  
E-35 SCALE: 1/4" = 1'-0" 02109-E-UNIT


ELECTRICAL SHEET NOTES

- 1 CONNECTION TO AIR HANDLING UNIT WITH BUILT-IN DISCONNECT SWITCH.
- 2 WATER HEATER CONNECTION.
- 3 REFRIGERATOR CONNECTION. MOUNT @ 60" AFF.
- 4 RANGE CONNECTION.
- 5 MICROWAVE/HOOD CONNECTION. MOUNT @ 60" AFF.
- 6 DISHWASHER CONNECTION. PROVIDE HARD CONNECTION.
- 7 GARBAGE DISPOSAL CONNECTION. PROVIDE HARD CONNECTION.
- 8 WASHER CONNECTION. MOUNT @ 48" AFF.
- 9 DRYER CONNECTION. MOUNT @ 48" AFF.
- 10 CONNECT SMOKE DETECTOR AHEAD OF ALL SWITCHING AND OFI DEVICES. MAINTAIN 36" CLEARANCE FROM HVAC SUPPLY GRILLES. TIE ALL DETECTORS TOGETHER SO THAT AN ALARM IN ANY DETECTOR WILL CAUSE ALL DETECTORS IN THAT UNIT TO SOUND.
- 11 PROVIDE FAN RATED BOX WITH BLANK COVER FOR FUTURE LIGHTING FIXTURE OR PADDLE FAN.
- 12 PROVIDE MOLDED CASE CIRCUIT BREAKER IN NEMA 1 FLUSH MOUNTED ENCLOSURE WITH LATCHING DOOR FOR TO SERVE AS AHU DISCONNECT
- 13 NOT USED.
- 14 TELEPHONE SYSTEM DISTRIBUTION BOX. MOUNT @ 60" AFF. SEE TELEVISION RISER DIAGRAM FOR REQUIREMENTS.
- 15 TELEVISION SYSTEM DISTRIBUTION BOX. MOUNT @ 60" AFF. SEE TELEVISION RISER DIAGRAM FOR REQUIREMENTS.
- 16 CONDENSING UNIT CONNECTION.
- 17 GAS FIREPLACE CONTROLS CONNECTION.
- 18 PROVIDE BALCONY OUTLET IN FIRST FLOOR UNITS ONLY.
- 19 INSTALL OUTLET NOT MORE THAN 12" BELOW COUNTERTOP.
- 20 INSTALL SWITCH INSIDE LOWER CABINET.
- 21 INSTALL TELEPHONE OUTLET 6" ABOVE COUNTERTOP.
- 22 DRYER VENT FAN CONNECTION

**PANEL B2**  
208/120 V, 1 PH., 3 W, 10KAIC  
100 A, M. L. O.


CIRCUIT NUMBER	BREAKER SIZE	WIRE SIZE	DESCRIPTION	LOAD
1, 2	20A/1P	#12	APPLIANCE CIRCUIT	3000
3	20A/1P	#12	BATHROOM CIRCUIT	
4	20A/1P	#12	LAUNDRY CIRCUIT	1500
5, 7	30A/2P	#10	DRYER	5000
6	20A/1P	#12	RANGE	8000
8	20A/1P	#12	DISHWASHER	1032
9	20A/1P	#12	REFRIGERATOR	
10	20A/1P	#12	WATER HEATER	50
11	20A/1P	#12	DISPOSAL	480
27	20A/1P	#12	SPARE	
12-26	15A/1P	#14	GENERAL LIGHTING 1320 SQ. FT. X 3	3960
24	20A/1P	#12	MICROWAVE	1480
-	-	-	-	0
-	-	-	-	0
TOTAL				24502
10KW @ 100%				10000
REMAINDER @ 40%				5801
LARGER OF HEAT OR A/C				3006
28, 30	20A/2P	#12	3006 A/C @ 100%	
29	15A/1P	#12	780 HEAT @ 65%	
TOTAL CALCULATED				18807
AMPS @ 208V, 1PHASE				90.4
TOTAL CONNECTED				27508

ALL CIRCUITS SERVING DEVICES IN BEDROOMS SHALL BE PROTECTED BY ARC FAULT BREAKERS. NO MORE THAN 2 BEDROOMS PER 15A BREAKER.



THE PRESTON PARTNERSHIP, LLC  
A MULTI-DISCIPLINARY DESIGN FIRM  
1000 ABERNATHY ROAD NE, SUITE 600  
ATLANTA, GEORGIA 30328  
TELEPHONE: 770 396 7248  
FAX: 770 396 2945  
WWW.THEPRESTONPARTNERSHIP.COM

CONSULTANT  
PROJECT #: 02109  
KTD Consulting Engineers  
ALTAMONTE SPRINGS, FL  
237 S. WESTMONTE DR.  
PH: 407.834.7900  
FAIRFAX, VA  
9840 MAIN STREET  
PH: 703.338.2889  
www.ktdengineers.com

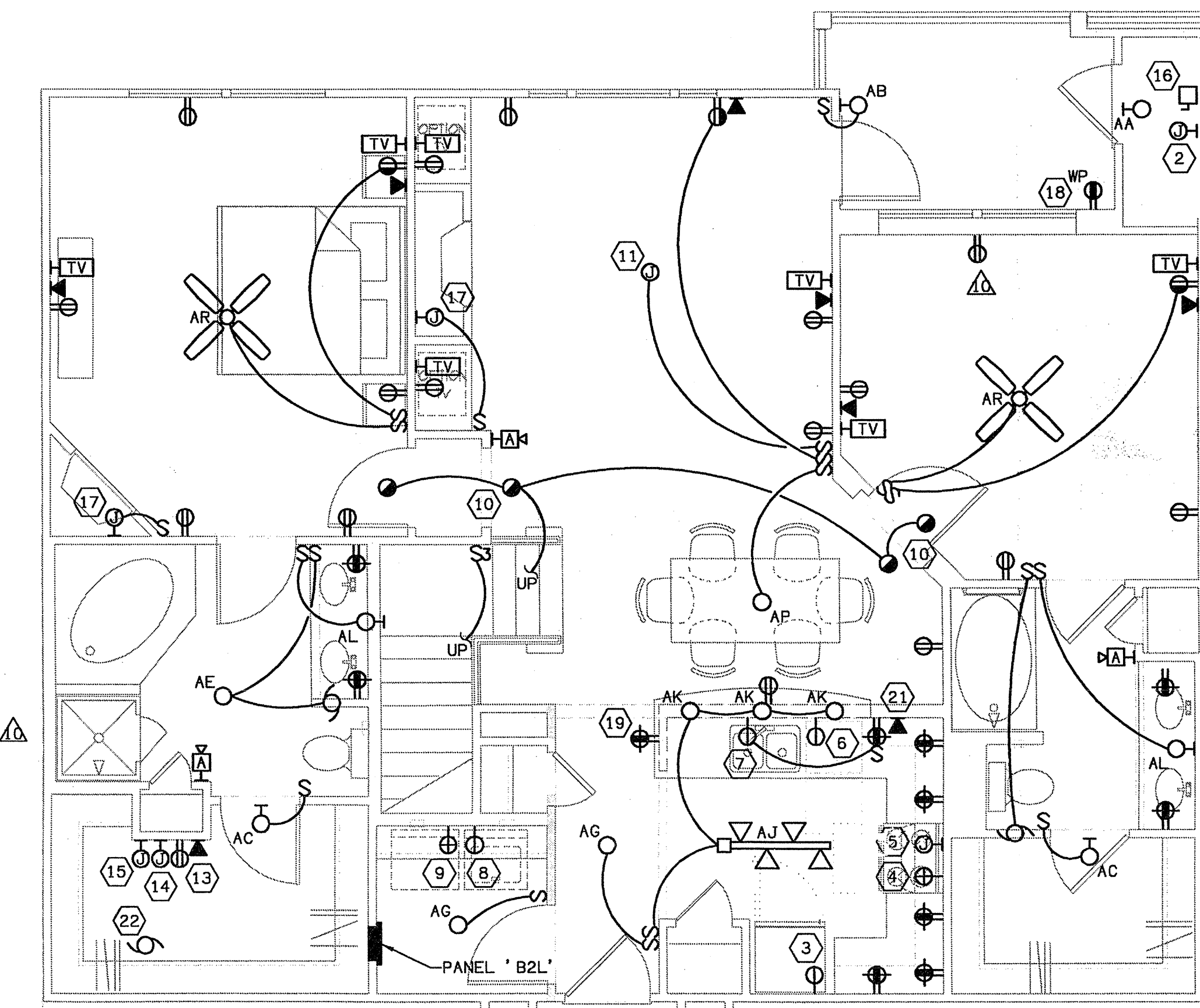


PROJECT  
ARCHSTONE  
KENTLANDS  
MARYLAND

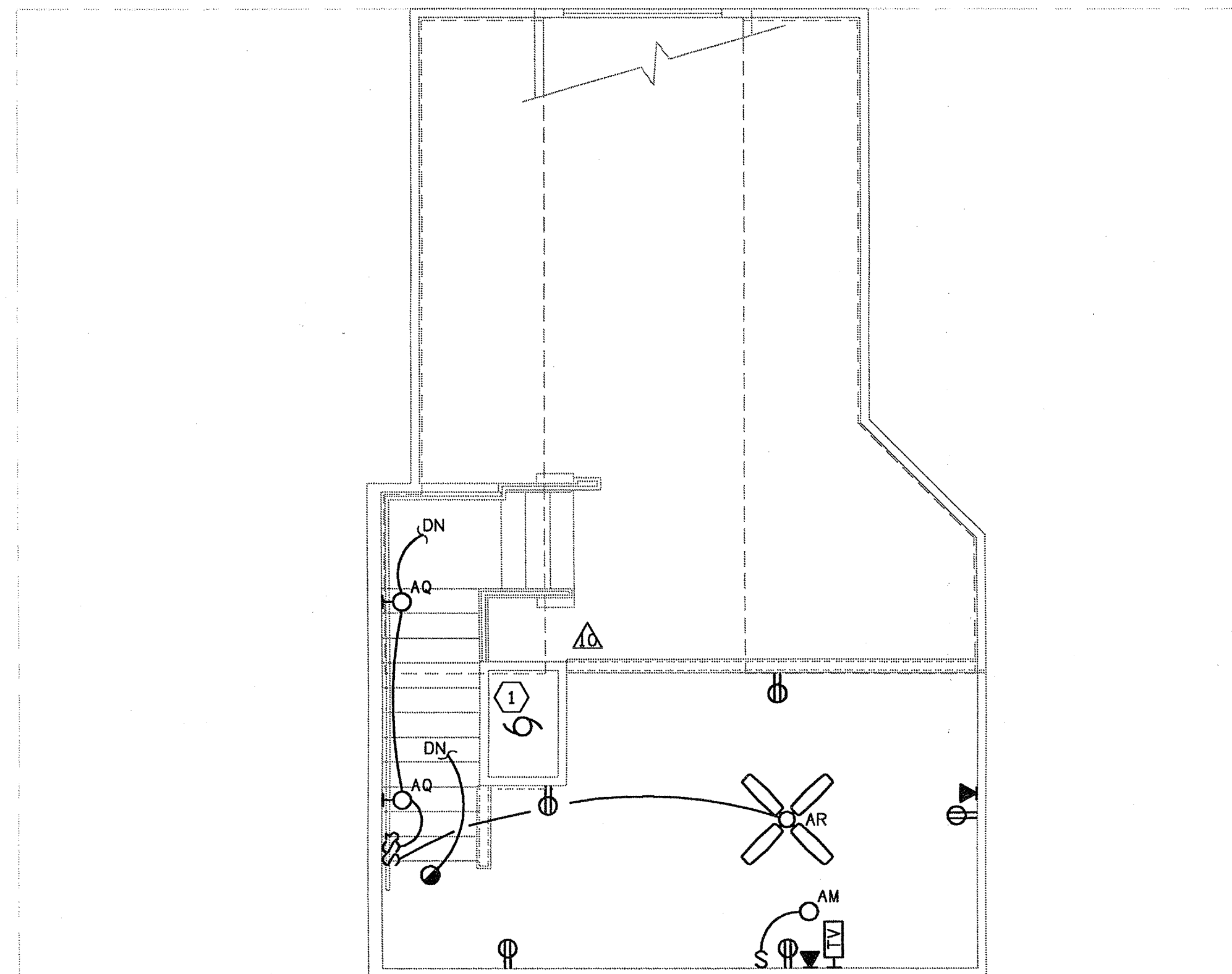
FOR  
ARCHSTONE  
COMMUNITIES  
Six Piedmont Center, Suite 600  
Atlanta, Georgia 30305  
404-237-9292

REVISIONS  
07/18/03 RELEASED FOR CONSTRUCTION  
10/07/18/03 RELEASED FOR CONSTRUCTION

DATE: 06/10/02  
JOB NUMBER: 021108  
DRAWN BY: MLD  
CHECKED BY: MLD  
DRAWING TITLE: UNIT B2 ELECTRICAL PLANS  
DRAWING NUMBER: E-3.5



1 UNIT B2-L - ELECTRICAL PLAN  
E-36 SCALE 1/4" = 1'-0" 02103-E-UNIT




2 UNIT B2-LM - ELECTRICAL PLAN  
E-36 SCALE 1/4" = 1'-0" 02103-E-UNIT

ELECTRICAL SHEET NOTES

- 1 CONNECTION TO AIR HANDLING UNIT WITH BUILT-IN DISCONNECT SWITCH.
- 2 WATER HEATER CONNECTION.
- 3 REFRIGERATOR CONNECTION. MOUNT @ 60" AFF.
- 4 RANGE CONNECTION.
- 5 MICROWAVE/HOOD CONNECTION. MOUNT @ 60" AFF.
- 6 DISHWASHER CONNECTION. PROVIDE HARD CONNECTION.
- 7 GARBAGE DISPOSAL CONNECTION. PROVIDE HARD CONNECTION.
- 8 WASHER CONNECTION. MOUNT @ 48" AFF.
- 9 DRYER CONNECTION. MOUNT @ 48" AFF.
- 10 CONNECT SMOKE DETECTOR AHEAD OF ALL SWITCHING AND GFI DEVICES. MAINTAIN 36" CLEARANCE FROM HVAC SUPPLY GRILLES. TIE ALL DETECTORS TOGETHER SO THAT AN ALARM IN ANY DETECTOR WILL CAUSE ALL DETECTORS IN THAT UNIT TO SOUND.
- 11 PROVIDE FAN RATED BOX WITH BLANK COVER FOR FUTURE LIGHTING FIXTURE OR PADDLE FAN.
- 12 PROVIDE MOLDED CASE CIRCUIT BREAKER IN NEMA 1 FLUSH MOUNTED ENCLOSURE WITH LATCHING DOOR FOR TO SERVE AS AHU DISCONNECT
- 13 NOT USED.
- 14 TELEPHONE SYSTEM DISTRIBUTION BOX. MOUNT @ 60" AFF. SEE TELEVISION RISER DIAGRAM FOR REQUIREMENTS.
- 15 TELEVISION SYSTEM DISTRIBUTION BOX. MOUNT @ 60" AFF. SEE TELEVISION RISER DIAGRAM FOR REQUIREMENTS.
- 16 CONDENSING UNIT CONNECTION.
- 17 GAS FIREPLACE CONTROLS CONNECTION.
- 18 PROVIDE BALCONY OUTLET IN FIRST FLOOR UNITS ONLY.
- 19 INSTALL OUTLET NOT MORE THAN 12" BELOW COUNTERTOP.
- 20 INSTALL SWITCH INSIDE LOWER CABINET.
- 21 INSTALL TELEPHONE OUTLET 6" ABOVE COUNTERTOP.
- 22 DRYER VENT FAN CONNECTION

PANEL B2L  
208/120 V, 1 PH., 3 W, 10KAIC  
100A, M. L. O.

CIRCUIT NUMBER	BREAKER SIZE	WIRE SIZE	DESCRIPTION	LOAD
1, 2	20A/1P	#12	APPLIANCE CIRCUIT	3000
3	20A/1P	#12	BATHROOM CIRCUIT	
4	20A/1P	#12	LAUNDRY CIRCUIT	1500
5, 7	30A/2P	#10	DRYER	5000
6	20A/1P	#12	RANGE	8000
8	20A/1P	#12	DISHWASHER	1032
9	20A/1P	#12	REFRIGERATOR	
10	20A/1P	#12	WATER HEATER	50
11	20A/1P	#12	DISPOSAL	480
27	20A/1P	#12	SPARE	
12-26	15A/1P	#14	GENERAL LIGHTING 1564 SQ. FT. X 3	4692
22	20A/1P	#12	MICROWAVE	1480
-	-/-	-	-	0
-	-/-	-	-	0
TOTAL				25234
10KW @ 100%				10000
REMAINDER @ 40%				6094
LARGER OF HEAT OR A/C				3129
28, 30	25A/2P	#10	3129 A/C @ 100%	
29	15A/1P	#12	612 HEAT @ 65%	
TOTAL CALCULATED				19223
ALL CIRCUITS SERVING DEVICES IN BEDROOMS SHALL BE PROTECTED BY ARC FAULT BREAKERS. NO MORE THAN 2 BEDROOMS PER 15A BREAKER.				
AMPS @ 208 V, 1PHASE				92.4
TOTAL CONNECTED				28363



THE PRESTON PARTNERSHIP, LLC  
A MULTI-DISCIPLINARY DESIGN FIRM

1000 ABERNATHY ROAD NE, SUITE 600  
ATLANTA, GEORGIA 30328  
TELEPHONE: 770 396 7248  
FAX: 770 396 2945

WWW.THEPRESTONPARTNERSHIP.COM

CONSULTANT


PROJECT # 02109

**KTD Consulting Engineers**  
ALTA MONTE SPRINGS, FL.  
237 S. WESTMONTE DR.  
PH: 407 834 7000

FAIRFAX, VA.  
9640 MAIN STREET  
PH: 703 338 2889

www.ktdengineers.com

REAL



CERTIFY THAT THESE DOCUMENTS WERE PREPARED OR APPROVED BY ME AND THAT I AM A FULLY LICENSED ARCHITECT UNDER THE LAWS OF THE STATE OF MARYLAND LICENSE NUMBER 10000 EXPIRATION DATE SEPTEMBER 3, 2008

PROJECT

ARCHSTONE  
KENTLANDS

MARYLAND

FOR

**ARCHSTONE**  
COMMUNITIES  
Six Piedmont Center, Suite 600  
Atlanta, Georgia 30305  
404-237-9292

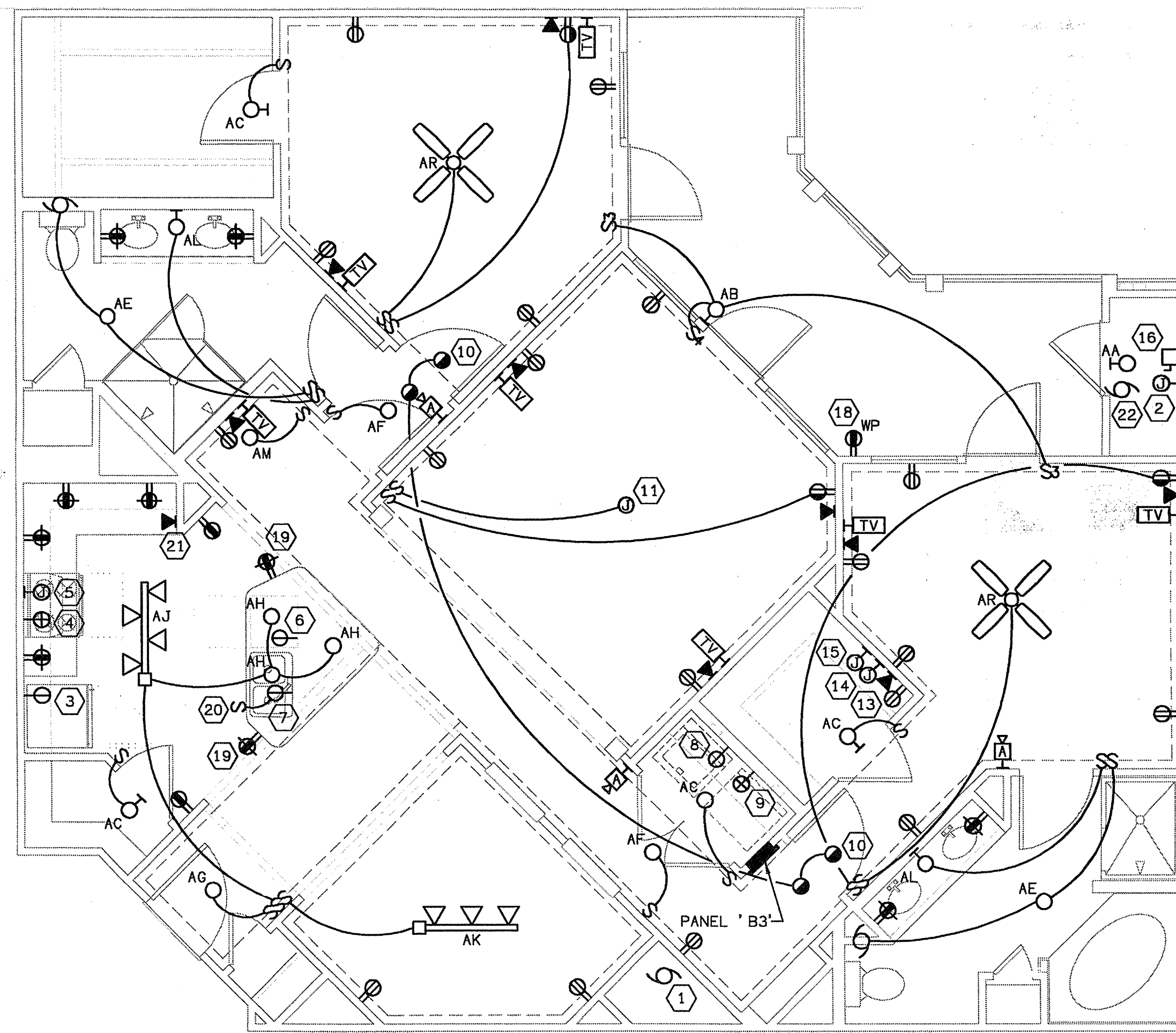
REVISIONS  
07/18/03 RELEASED FOR CONSTRUCTION  
07/18/03 RELEASED FOR CONSTRUCTION

DATE 06/27/02  
JOB NUMBER 021108  
DRAWN BY MLD  
CHECKED BY MLD  
DRAWING TITLE MLD

UNIT B2-LOFT  
ELECTRICAL PLANS

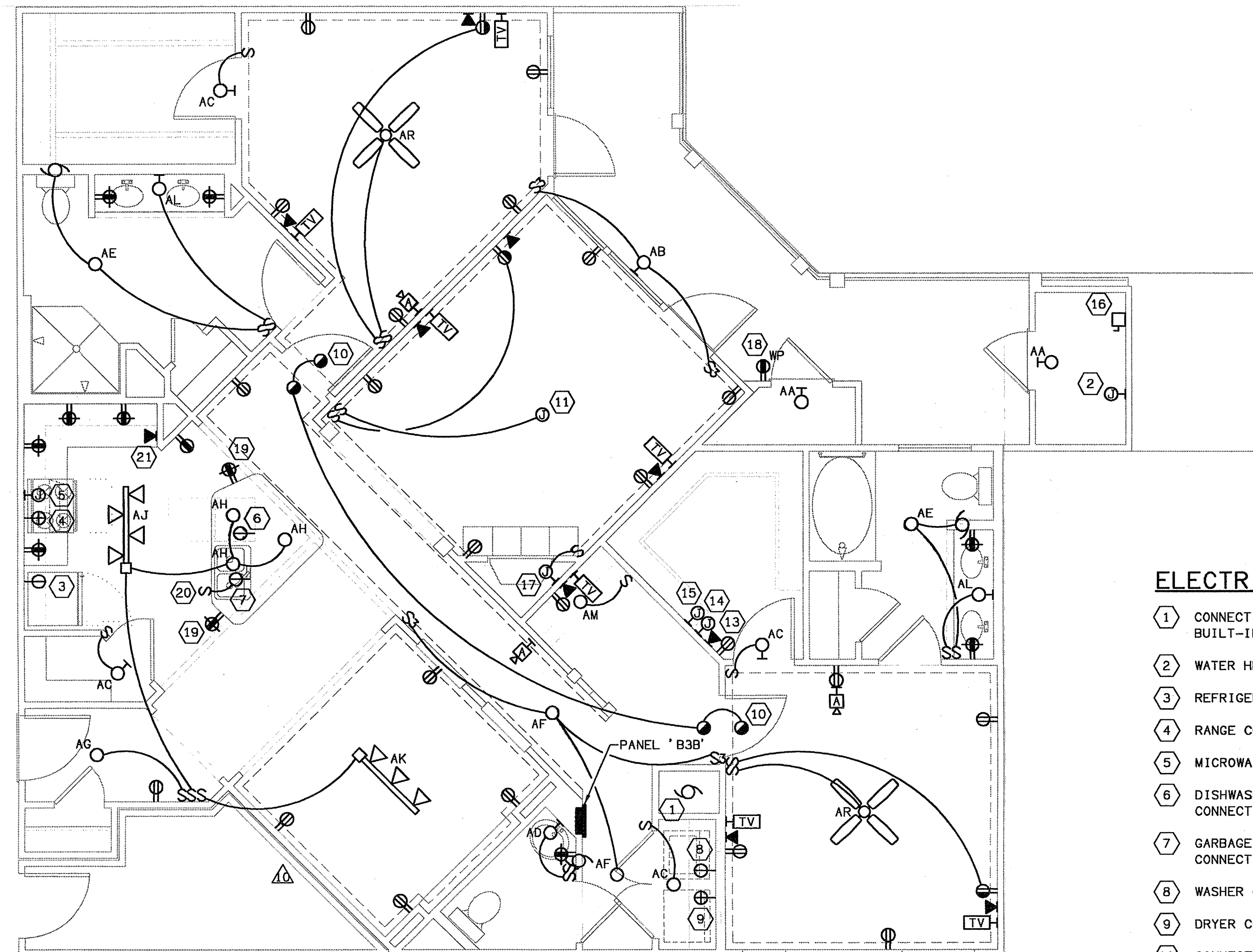
DRAWING NUMBER  
E-3.6

COMMENTS



1 UNIT B3 - ELECTRICAL PLAN  
E-3.1 SCALE: 1/4" = 1'-0"

02/09-E-UNIT



2 UNIT B3B - ELECTRICAL PLAN  
E-3.1 SCALE: 1/4" = 1'-0"


02/09-E-UNIT

PANEL B3				
208/120 V, 1 PH., 3 W, 10KA1C				
100A, M. L. O.				
CIRCUIT NUMBER	BREAKER SIZE	WIRE SIZE	DESCRIPTION	LOAD
1, 2	20A/1P	#12	APPLIANCE CIRCUIT	3000
3	20A/1P	#12	BATHROOM CIRCUIT	
4	20A/1P	#12	LAUNDRY CIRCUIT	1500
5, 7	30A/2P	#10	DRYER	5000
6	20A/1P	#12	RANGE	8000
8	20A/1P	#12	DISHWASHER	1032
9	20A/1P	#12	REFRIGERATOR	
10	20A/1P	#12	WATER HEATER	50
11	20A/1P	#12	DISPOSAL	480
27	20A/1P	#12	SPARE	
12-26	15A/1P	#14	GENERAL LIGHTING	4311
			1437 SQ. FT. X 3	
24	20A/1P	#12	MICROWAVE	1480
-	-/-	-	-	0
-	-/-	-	-	0
TOTAL				24853
10KW @ 100%				10000
REMAINDER @ 40%				5941
LARGER OF HEAT OR A/C				3006
28, 30	20A/2P	#12	3006 A/C @ 100%	
29	15A/1P	#12	780 HEAT @ 65%	
TOTAL CALCULATED				18947
ALL CIRCUITS SERVING DEVICES IN BEDROOMS SHALL BE PROTECTED BY ARC FAULT BREAKERS. NO MORE THAN 2 BEDROOMS PER 15A BREAKER.				
AMPS @ 208V, 1PHASE				91.1
TOTAL CONNECTED				27859

PANEL B3B				
208/120 V, 1 PH., 3 W, 10KA1C				
100A, M. L. O.				
CIRCUIT NUMBER	BREAKER SIZE	WIRE SIZE	DESCRIPTION	LOAD
1, 2	20A/1P	#12	APPLIANCE CIRCUIT	3000
3	20A/1P	#12	BATHROOM CIRCUIT	
4	20A/1P	#12	LAUNDRY CIRCUIT	1500
5, 7	30A/2P	#10	DRYER	5000
6	20A/1P	#12	RANGE	8000
8	20A/1P	#12	DISHWASHER	1032
9	20A/1P	#12	REFRIGERATOR	
10	20A/1P	#12	WATER HEATER	50
11	20A/1P	#12	DISPOSAL	480
27	20A/1P	#12	SPARE	
12-26	15A/1P	#14	GENERAL LIGHTING	4827
			1609 SQ. FT. X 3	
24	20A/1P	#12	MICROWAVE	1480
-	-/-	-	-	0
-	-/-	-	-	0
TOTAL				25369
10KW @ 100%				10000
REMAINDER @ 40%				6148
LARGER OF HEAT OR A/C				3006
28, 30	20A/2P	#12	3006 A/C @ 100%	
29	15A/1P	#12	780 HEAT @ 65%	
TOTAL CALCULATED				19154
ALL CIRCUITS SERVING DEVICES IN BEDROOMS SHALL BE PROTECTED BY ARC FAULT BREAKERS. NO MORE THAN 2 BEDROOMS PER 15A BREAKER.				
AMPS @ 208V, 1PHASE				92.1
TOTAL CONNECTED				28375


ELECTRICAL SHEET NOTES

- 1 CONNECTION TO AIR HANDLING UNIT WITH BUILT-IN DISCONNECT SWITCH.
- 2 WATER HEATER CONNECTION.
- 3 REFRIGERATOR CONNECTION. MOUNT @ 60" AFF.
- 4 RANGE CONNECTION.
- 5 MICROWAVE/HOOD CONNECTION. MOUNT @ 60" AFF.
- 6 DISHWASHER CONNECTION. PROVIDE HARD CONNECTION.
- 7 GARBAGE DISPOSAL CONNECTION. PROVIDE HARD CONNECTION.
- 8 WASHER CONNECTION. MOUNT @ 48" AFF.
- 9 DRYER CONNECTION. MOUNT @ 48" AFF.
- 10 CONNECT SMOKE DETECTOR AHEAD OF ALL SWITCHING AND GFI DEVICES. MAINTAIN 36" CLEARANCE FROM HVAC SUPPLY GRILLES. TIE ALL DETECTORS TOGETHER SO THAT AN ALARM IN ANY DETECTOR WILL CAUSE ALL DETECTORS IN THAT UNIT TO SOUND.
- 11 PROVIDE FAN RATED BOX WITH BLANK COVER FOR FUTURE LIGHTING FIXTURE OR PADDLE FAN.
- 12 PROVIDE MOLDED CASE CIRCUIT BREAKER IN NEMA 1 FLUSH MOUNTED ENCLOSURE WITH LATCHING DOOR FOR TO SERVE AS AHU DISCONNECT
- 13 NOT USED.
- 14 TELEPHONE SYSTEM DISTRIBUTION BOX. MOUNT @ 60" AFF. SEE TELEVISION RISER DIAGRAM FOR REQUIREMENTS.
- 15 TELEVISION SYSTEM DISTRIBUTION BOX. MOUNT @ 60" AFF. SEE TELEVISION RISER DIAGRAM FOR REQUIREMENTS.
- 16 CONDENSING UNIT CONNECTION.
- 17 GAS FIREPLACE CONTROLS CONNECTION.
- 18 PROVIDE BALCONY OUTLET IN FIRST FLOOR UNITS ONLY.
- 19 INSTALL OUTLET NOT MORE THAN 12" BELOW COUNTERTOP.
- 20 INSTALL SWITCH INSIDE LOWER CABINET.
- 21 INSTALL TELEPHONE OUTLET 6" ABOVE COUNTERTOP.
- 22 DRYER VENT FAN CONNECTION



THE PRESTON PARTNERSHIP, LLC  
A MULTI-DISCIPLINARY DESIGN FIRM  
1000 ABERNATHY ROAD NE, SUITE 600  
ATLANTA, GEORGIA 30328  
TELEPHONE: 770 396 7248  
FAX: 770 396 2945  
WWW.THEPRESTONPARTNERSHIP.COM

CONSULTANT  
PROJECT # 02109  
KTD Consulting Engineers  
ALTAMONTE SPRINGS, FL.  
237 S. WESTMONTE DR.  
PH: 407.834.7000  
FAIRFAX, VA.  
5840 MAIN STREET  
PH: 703.338.2889  
www.ktdengineers.com



CERTIFY THAT THESE DOCUMENTS WERE PREPARED OR APPROVED BY THE ARCHITECT OR REGISTERED PROFESSIONAL ENGINEER UNDER THE LAWS OF THE STATE OF MARYLAND. LICENSE NUMBER 0648 EXPIRATION DATE SEPTEMBER 3, 2004.

PROJECT  
ARCHSTONE  
KENTLANDS

MARYLAND

FOR

ARCHSTONE  
COMMUNITIES  
Six Piedmont Center, Suite 600  
Atlanta, Georgia, 30305  
404-237-9292


REVISIONS  
07/18/03 RELEASED FOR CONSTRUCTION  
07/18/03 RELEASED FOR CONSTRUCTION

DATE 06/10/02  
JOB NUMBER 021106  
DRAWN BY MLD  
CHECKED BY MLD  
DRAWING TITLE MLD

UNIT B3 & B3B  
ELECTRICAL PLANS

DRAWING NUMBER E-3.1

COMMENTS




THE PRESTON PARTNERSHIP, LLC  
A MULTI-DISCIPLINARY DESIGN FIRM

1000 ABERNATHY ROAD NE, SUITE 600  
ATLANTA, GEORGIA 30328  
TELEPHONE: 770 396 7248  
FAX: 770 396 2945


WWW.THEPRESTONPARTNERSHIP.COM

CONSULTANT



PROJECT #:  
021109  
KTD Consulting Engineers  
ALTAMONTE SPRINGS, FL.  
237 S. WESTMONTE DR.  
PH: 407.834.7900  
FAIRFAX, VA.  
9640 MAIN STREET  
PH: 703.339.2099 www.ktdengineers.com

SEAL



PROJECT  
ARCHSTONE  
KENTLANDS  
MARYLAND

FOR

ARCHSTONE  
COMMUNITIES  
Six Piedmont Center, Suite 600  
Atlanta, Georgia 30305  
404-237-9292

REVISIONS

07/18/03 RELEASED FOR CONSTRUCTION  
07/18/03 RELEASED FOR CONSTRUCTION

DATE 06/10/02

JOB NUMBER 021109

DRAWN BY MLD

CHECKED BY MLD

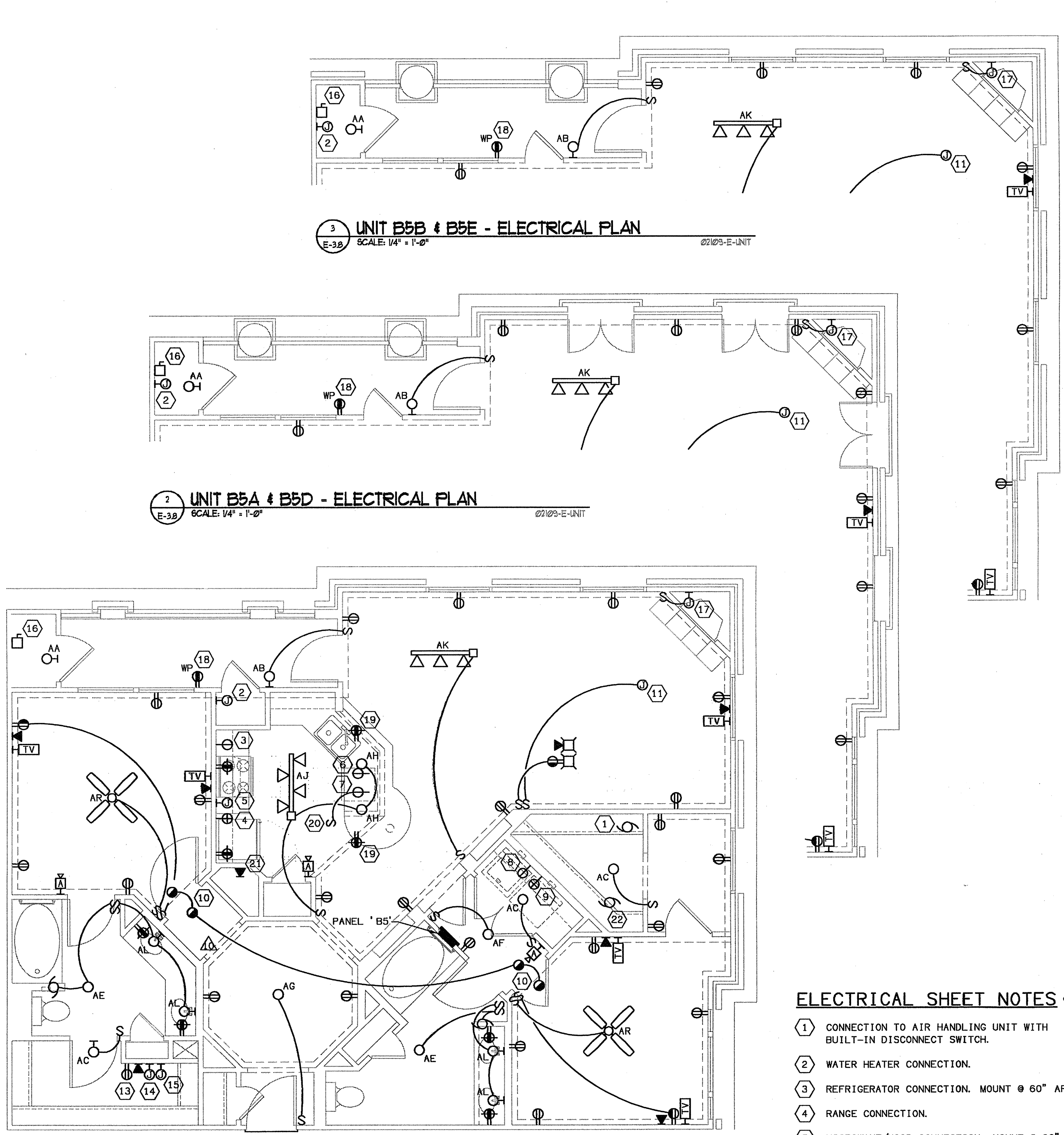
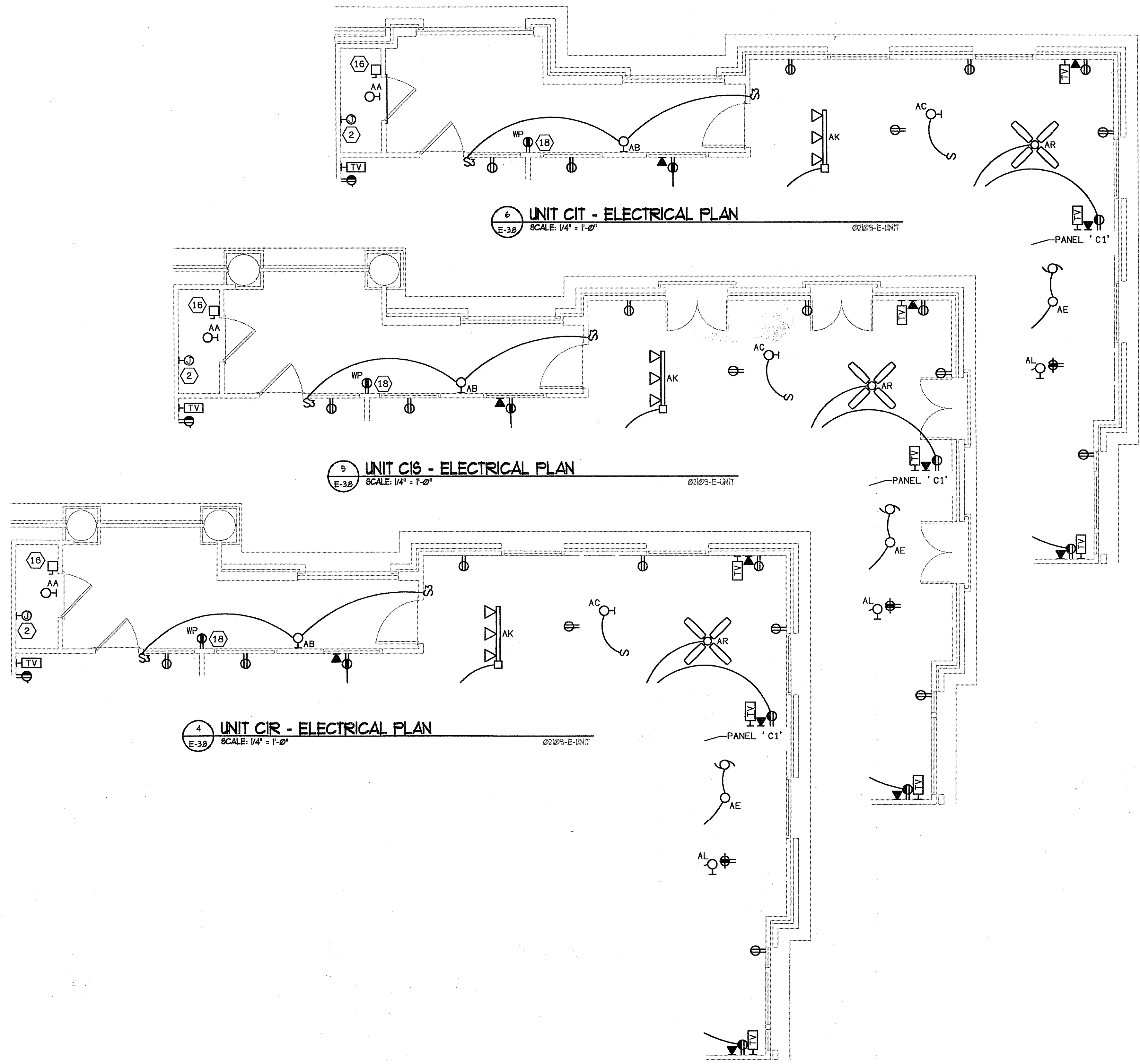
DRAWING TITLE

UNIT B5  
ELECTRICAL PLANS

DRAWING NUMBER

E-3.8

COMMENTS



1 UNIT B5 & B5C - ELECTRICAL PLAN  
SCALE: 1/4" = 1'-0"  
02109-E-UNIT


PANEL B5				
208/120 V, 1 PH., 3 W, 10KAIC				
100A, M. L. O.				
CIRCUIT NUMBER	BREAKER SIZE	WIRE SIZE	DESCRIPTION	LOAD
1, 2	20A/1P	#12	APPLIANCE CIRCUIT	3000
3	20A/1P	#12	BATHROOM CIRCUIT	
4	20A/1P	#12	LAUNDRY CIRCUIT	1500
5, 7	30A/2P	#10	DRYER	5000
6	20A/1P	#12	RANGE	8000
8	20A/1P	#12	DISHWASHER	1032
9	20A/1P	#12	REFRIGERATOR	
10	20A/1P	#12	WATER HEATER	50
11	20A/1P	#12	DISPOSAL	480
26, 27	20A/1P	#12	SPARE	
12-25	15A/1P	#14	GENERAL LIGHTING	3999
			1333 SQ. FT. X 3	
24	20A/1P	#12	MICROWAVE	1480
-	-/-	-	-	0
-	-/-	-	-	0
TOTAL				24541
10KW @ 100%				10000
REMAINDER @ 40%				5816
LARGER OF HEAT OR A/C				3297
28, 30	25A/2P	#10	3297 A/C @ 100%	
29	15A/1P	#12	780 HEAT @ 65%	
TOTAL CALCULATED				19113
AMPS @ 208 V, 1PHASE				91.9
TOTAL CONNECTED				27838

ALL CIRCUITS SERVING DEVICES IN BEDROOMS SHALL BE PROTECTED BY ARC FAULT BREAKERS. NO MORE THAN 2 BEDROOMS PER 15A BREAKER.

ELECTRICAL SHEET NOTES

- 1 CONNECTION TO AIR HANDLING UNIT WITH BUILT-IN DISCONNECT SWITCH.
- 2 WATER HEATER CONNECTION.
- 3 REFRIGERATOR CONNECTION. MOUNT @ 60" AFF.
- 4 RANGE CONNECTION.
- 5 MICROWAVE/HOOD CONNECTION. MOUNT @ 60" AFF.
- 6 DISHWASHER CONNECTION. PROVIDE HARD CONNECTION.
- 7 GARBAGE DISPOSAL CONNECTION. PROVIDE HARD CONNECTION.
- 8 WASHER CONNECTION. MOUNT @ 48" AFF.
- 9 DRYER CONNECTION. MOUNT @ 48" AFF.
- 10 CONNECT SMOKE DETECTOR AHEAD OF ALL SWITCHING AND GFI DEVICES. MAINTAIN 36" CLEARANCE FROM HVAC SUPPLY GRILLES. TIE ALL DETECTORS TOGETHER SO THAT AN ALARM IN ANY DETECTOR WILL CAUSE ALL DETECTORS IN THAT UNIT TO SOUND.
- 11 PROVIDE FAN RATED BOX WITH BLANK COVER FOR FUTURE LIGHTING FIXTURE OR PADDLE FAN.
- 12 PROVIDE MOLDED CASE CIRCUIT BREAKER IN NEMA 1 FLUSH MOUNTED ENCLOSURE WITH LATCHING DOOR FOR TO SERVE AS AHU DISCONNECT.
- 13 NOT USED.
- 14 TELEPHONE SYSTEM DISTRIBUTION BOX. MOUNT @ 60" AFF. SEE TELEVISION RISER DIAGRAM FOR REQUIREMENTS.
- 15 TELEVISION SYSTEM DISTRIBUTION BOX. MOUNT @ 60" AFF. SEE TELEVISION RISER DIAGRAM FOR REQUIREMENTS.
- 16 CONDENSING UNIT CONNECTION.
- 17 GAS FIREPLACE CONTROLS CONNECTION.
- 18 PROVIDE BALCONY OUTLET IN FIRST FLOOR UNITS ONLY.
- 19 INSTALL OUTLET NOT MORE THAN 12" BELOW COUNTERTOP.
- 20 INSTALL SWITCH INSIDE LOWER CABINET.
- 21 INSTALL TELEPHONE OUTLET 6" ABOVE COUNTERTOP.
- 22 DRYER VENT FAN CONNECTION.





THE PRESTON PARTNERSHIP, LLC  
A MULTI-DISCIPLINARY DESIGN FIRM


1000 ABERNATHY ROAD NE, SUITE 600  
ATLANTA, GEORGIA 30328  
TELEPHONE: 770 396 7248  
FAX: 770 396 2945

WWW.THEPRESTONPARTNERSHIP.COM

CONSULTANT

PROJECT # 02109  
KTD Consulting Engineers  
ALTIMONTE SPRINGS, FL.  
237 S. WESTMONTE DR.  
P.O. BOX 634700  
FAIRFAX, VA.  
9645 MAIN STREET  
P.O. BOX 338 2899  
www.ktdengineers.com

SEAL



I CERTIFY THAT THESE DOCUMENTS WERE PREPARED OR APPROVED BY ME, AND THAT I AM DULY LICENSED AND REGISTERED UNDER THE LAWS OF THE STATE OF MARYLAND. LICENSE NUMBER: 000493 EXPIRES DATE: SEPTEMBER 3, 2008

PROJECT

ARCHSTONE  
KENTLANDS

MARYLAND

FOR

ARCHSTONE  
COMMUNITIES  
Six Piedmont Center, Suite 600  
Atlanta, Georgia 30305  
404-237-9292

REVISIONS

07/18/03 RELEASED FOR CONSTRUCTION

DATE 06/10/02

JOB NUMBER 021108

DRAWN BY MLD

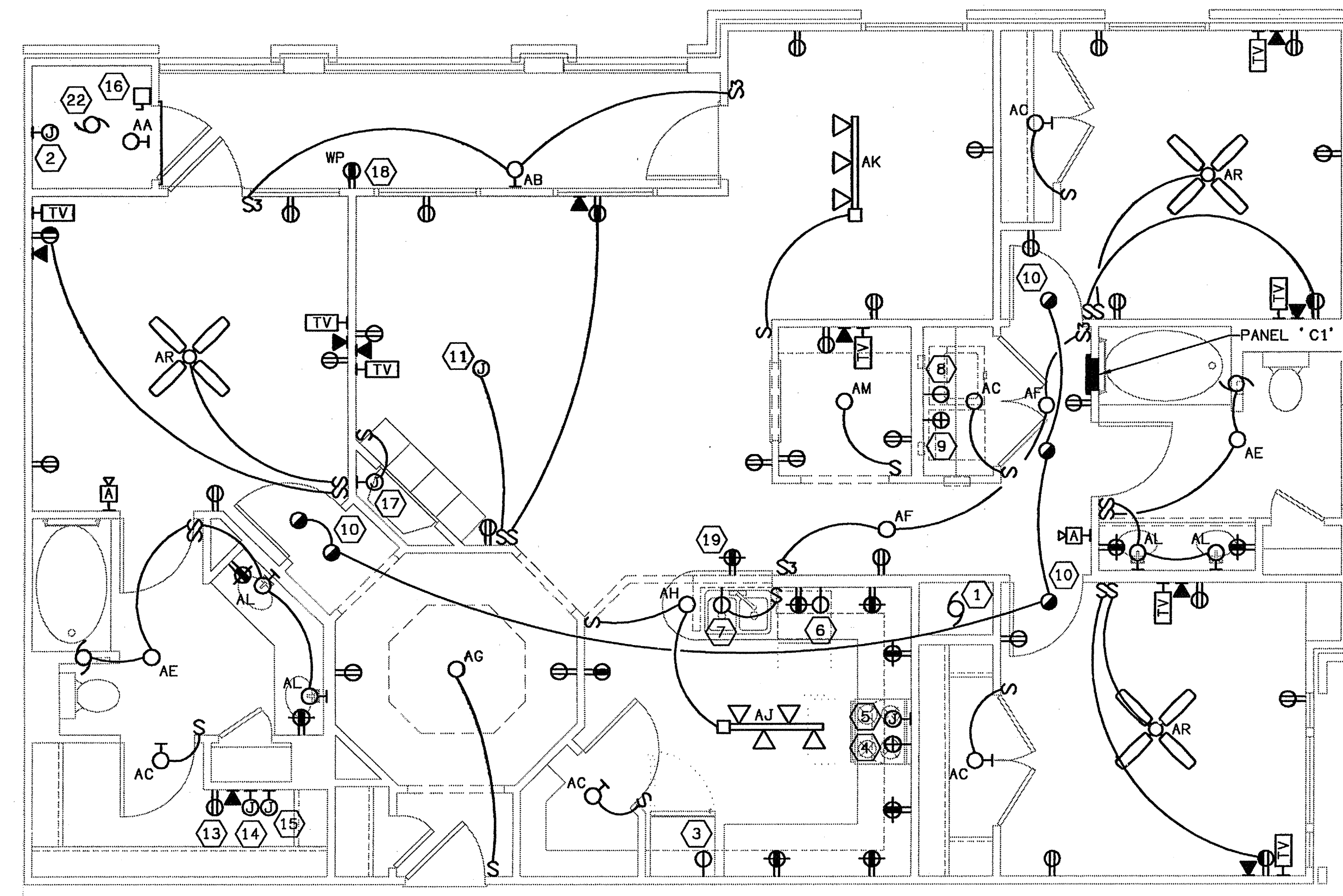
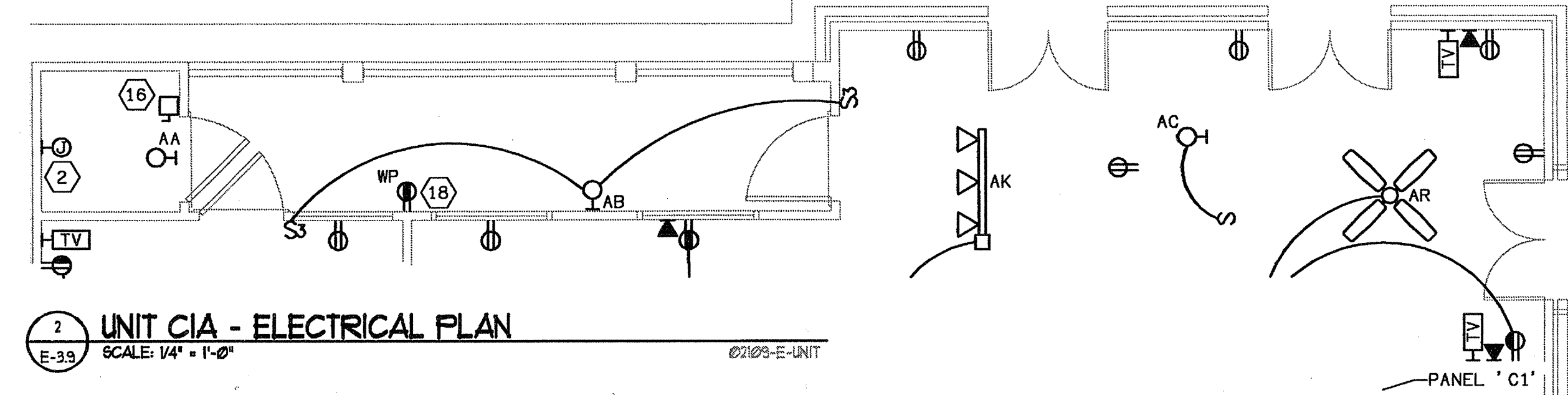
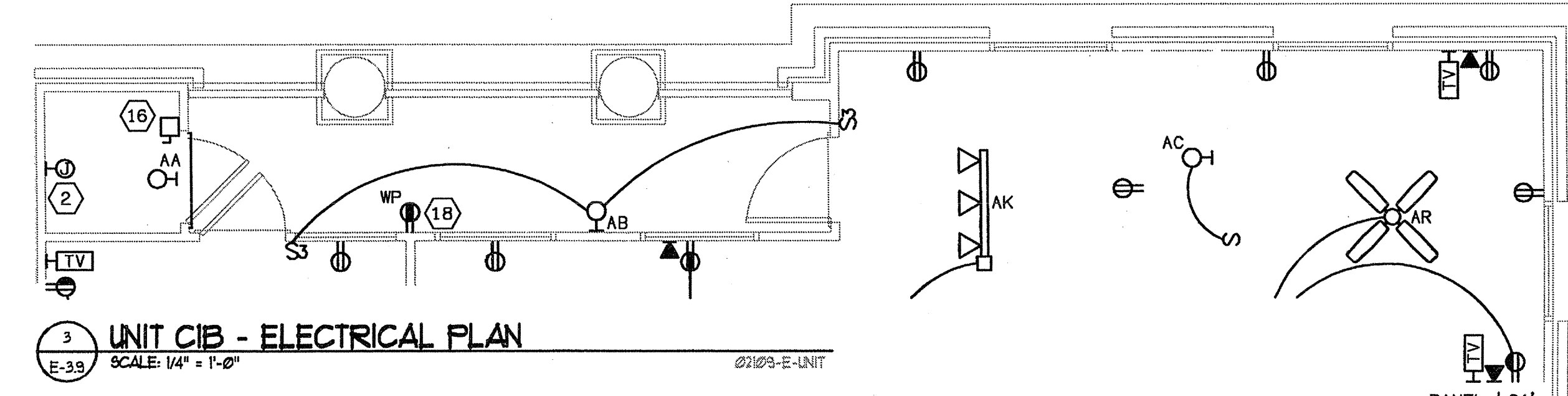
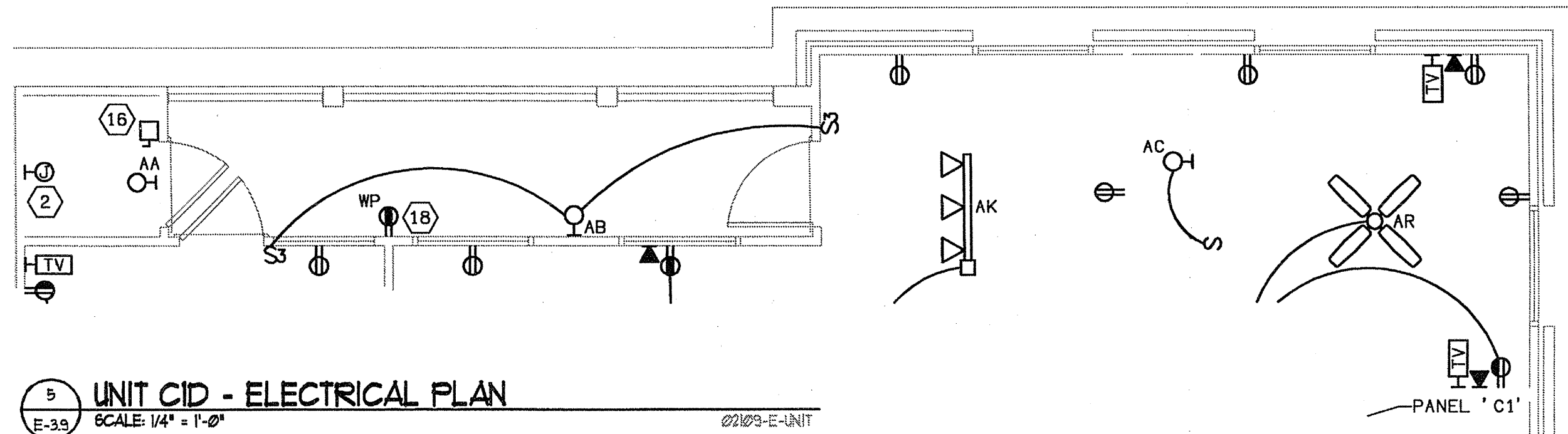
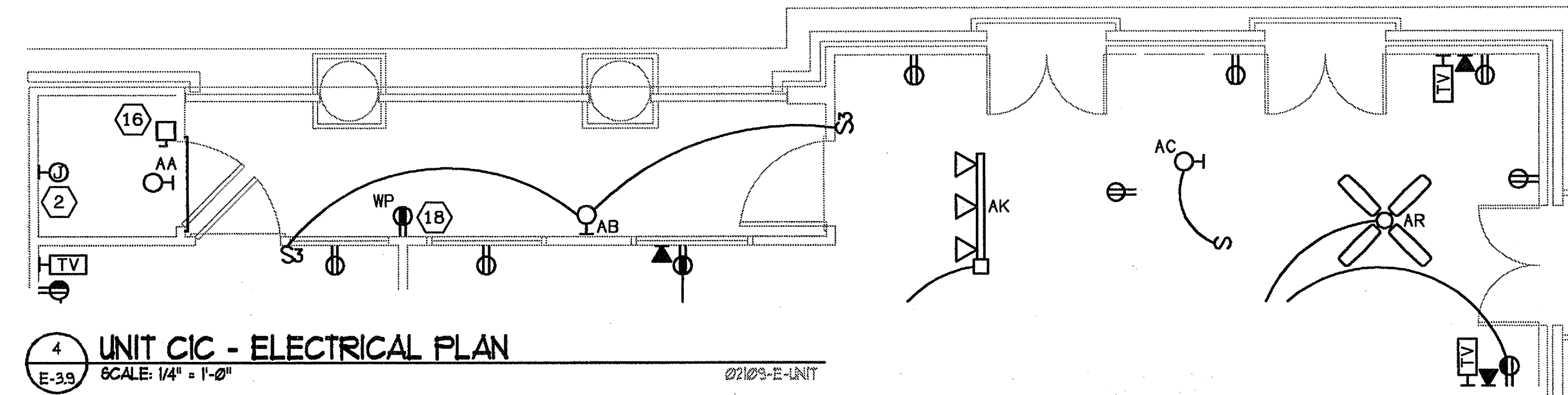
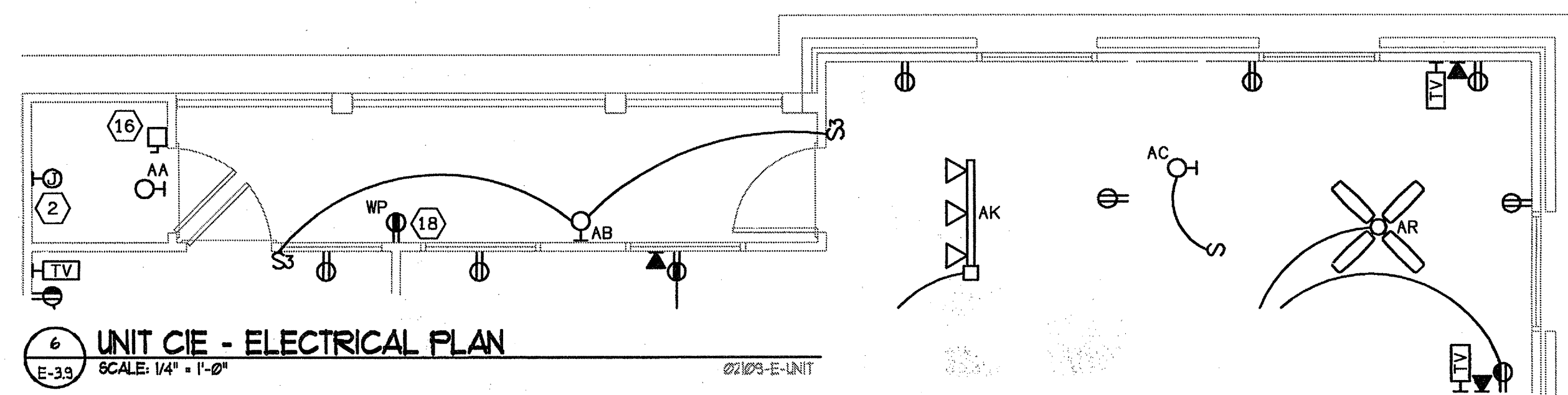
CHECKED BY MLD

DRAWING TITLE UNIT C1

ELECTRICAL PLANS

DRAWING NUMBER E-3.9


COMMENTS



PANEL C1				
208/120 V, 1 PH., 3 W, 10KAIC				
100A, M.L.O.				
CIRCUIT NUMBER	BREAKER SIZE	WIRE SIZE	DESCRIPTION	LOAD
1, 2	20A/1P	#12	APPLIANCE CIRCUIT	3000
3	20A/1P	#12	BATHROOM CIRCUIT	
4	20A/1P	#12	LAUNDRY CIRCUIT	1500
5, 7	30A/2P	#10	DRYER	5000
6	20A/1P	#12	RANGE	8000
8	20A/1P	#12	DISHWASHER	1032
9	20A/1P	#12	REFRIGERATOR	
10	20A/1P	#12	WATER HEATER	50
11	20A/1P	#12	DISPOSAL	480
27	20A/1P	#12	SPARE	
12-26	15A/1P	#14	GENERAL LIGHTING 1513 SQ. FT. X 3	4539
24	20A/1P	#12	MICROWAVE	1480
-	-	-	-	0
-	-	-	-	0
TOTAL				25081
10KW @ 100%				10000
REMAINDER @ 40%				6032
LARGER OF HEAT OR A/C				3297
28, 30	25A/2P	#10	3297 A/C @ 100%	
29	15A/1P	#12	780 HEAT @ 65%	
ALL CIRCUITS SERVING DEVICES IN BEDROOMS SHALL BE PROTECTED BY ARC FAULT BREAKERS. NO MORE THAN 2 BEDROOMS PER 15A BREAKER.				
TOTAL CALCULATED				19329
AMPS @ 208 V, 1PHASE				92.9
TOTAL CONNECTED				28378

ELECTRICAL SHEET NOTES

- CONNECTION TO AIR HANDLING UNIT WITH BUILT-IN DISCONNECT SWITCH.
- WATER HEATER CONNECTION.
- REFRIGERATOR CONNECTION. MOUNT @ 60" AFF.
- RANGE CONNECTION.
- MICROWAVE/HOOD CONNECTION. MOUNT @ 60" AFF.
- DISHWASHER CONNECTION. PROVIDE HARD CONNECTION.
- GARBAGE DISPOSAL CONNECTION. PROVIDE HARD CONNECTION.
- WASHER CONNECTION. MOUNT @ 48" AFF.
- DRYER CONNECTION. MOUNT @ 48" AFF.
- CONNECT SMOKE DETECTOR AHEAD OF ALL SWITCHING AND GFI DEVICES. MAINTAIN 36" CLEARANCE FROM HVAC SUPPLY GRILLES. TIE ALL DETECTORS TOGETHER SO THAT AN ALARM IN ANY DETECTOR WILL CAUSE ALL DETECTORS IN THAT UNIT TO SOUND.
- PROVIDE FAN RATED BOX WITH BLANK COVER FOR FUTURE LIGHTING FIXTURE OR PADDLE FAN.
- PROVIDE MOLDED CASE CIRCUIT BREAKER IN NEWA 1 FLUSH MOUNTED ENCLOSURE WITH LATCHING DOOR FOR TO SERVE AS AHU DISCONNECT
- NOT USED.
- TELEPHONE SYSTEM DISTRIBUTION BOX. MOUNT @ 60" AFF. SEE TELEVISION RISER DIAGRAM FOR REQUIREMENTS.
- TELEVISION SYSTEM DISTRIBUTION BOX. MOUNT @ 60" AFF. SEE TELEVISION RISER DIAGRAM FOR REQUIREMENTS.
- CONDENSING UNIT CONNECTION.
- GAS FIREPLACE CONTROLS CONNECTION.
- PROVIDE BALCONY OUTLET IN FIRST FLOOR UNITS ONLY.
- INSTALL OUTLET NOT MORE THAN 12" BELOW COUNTERTOP.
- INSTALL SWITCH INSIDE LOWER CABINET.
- INSTALL TELEPHONE OUTLET 6" ABOVE COUNTERTOP.
- DRYER VENT FAN CONNECTION




**ELECTRICAL SHEET NOTES**

- 1 CONNECTION TO AIR HANDLING UNIT WITH BUILT-IN DISCONNECT SWITCH.
- 2 WATER HEATER CONNECTION.
- 3 REFRIGERATOR CONNECTION. MOUNT @ 60" AFF.
- 4 RANGE CONNECTION.
- 5 MICROWAVE/HOOD CONNECTION. MOUNT @ 60" AFF.
- 6 DISHWASHER CONNECTION. PROVIDE HARD CONNECTION.
- 7 GARBAGE DISPOSAL CONNECTION. PROVIDE HARD CONNECTION.
- 8 WASHER CONNECTION. MOUNT @ 48" AFF.
- 9 DRYER CONNECTION. MOUNT @ 48" AFF.
- 10 CONNECT SMOKE DETECTOR AHEAD OF ALL SWITCHING AND GFI DEVICES. MAINTAIN 36" CLEARANCE FROM HVAC SUPPLY GRILLES. TIE ALL DETECTORS TOGETHER SO THAT AN ALARM IN ANY DETECTOR WILL CAUSE ALL DETECTORS IN THAT UNIT TO SOUND.
- 11 PROVIDE FAN RATED BOX WITH BLANK COVER FOR FUTURE LIGHTING FIXTURE OR PADDLE FAN.
- 12 PROVIDE MOLDED CASE CIRCUIT BREAKER IN NEMA 1 FLUSH MOUNTED ENCLOSURE WITH LATCHING DOOR FOR TO SERVE AS AHU DISCONNECT
- 13 NOT USED.
- 14 TELEPHONE SYSTEM DISTRIBUTION BOX. MOUNT @ 60" AFF. SEE TELEVISION RISER DIAGRAM FOR REQUIREMENTS.
- 15 TELEVISION SYSTEM DISTRIBUTION BOX. MOUNT @ 60" AFF. SEE TELEVISION RISER DIAGRAM FOR REQUIREMENTS.
- 16 CONDENSING UNIT CONNECTION.
- 17 GAS FIREPLACE CONTROLS CONNECTION.
- 18 PROVIDE BALCONY OUTLET IN FIRST FLOOR UNITS ONLY.
- 19 INSTALL OUTLET NOT MORE THAN 12" BELOW COUNTERTOP.
- 20 INSTALL SWITCH INSIDE LOWER CABINET.
- 21 INSTALL TELEPHONE OUTLET 6" ABOVE COUNTERTOP.
- 22 DRYER VENT FAN CONNECTION

**PANEL C1G**  
208/120 V, 1 PH., 3 W, 10KAIC  
100A, M. L. O.

CIRCUIT NUMBER	BREAKER SIZE	WIRE SIZE	DESCRIPTION	LOAD
1, 2	20A/1P	#12	APPLIANCE CIRCUIT	3000
3	20A/1P	#12	BATHROOM CIRCUIT	
4	20A/1P	#12	LAUNDRY CIRCUIT	1500
5, 7	30A/2P	#10	DRYER	5000
6	20A/1P	#12	RANGE	8000
8	20A/1P	#12	DISHWASHER	1032
9	20A/1P	#12	REFRIGERATOR	
10	20A/1P	#12	WATER HEATER	50
11	20A/1P	#12	DISPOSAL	480
27	20A/1P	#12	SPARE	
12-26	15A/1P	#14	GENERAL LIGHTING 1514 SQ. FT. X 3	4539
24	20A/1P	#12	MICROWAVE	1480
-	-/-	-	-	0
-	-/-	-	-	0
<b>TOTAL</b>				<b>25081</b>
10KW @ 100%				10000
REMAINDER @ 40%				6032
LARGER OF HEAT OR A/C				3297
28, 30	25A/2P	#10	3297 A/C @ 100%	
29	15A/1P	#12	780 HEAT @ 65%	
<b>TOTAL CALCULATED</b>				<b>19329</b>
<b>AMPS @ 208 V, 1PHASE</b>				<b>92.9</b>
<b>TOTAL CONNECTED</b>				<b>28378</b>

ALL CIRCUITS SERVING DEVICES IN BEDROOMS SHALL BE PROTECTED BY ARC FAULT BREAKERS. NO MORE THAN 2 BEDROOMS PER 15A BREAKER.



**THE PRESTON PARTNERSHIP, LLC**  
A MULTI-DISCIPLINARY DESIGN FIRM

1000 ABERNATHY ROAD NE, SUITE 600  
ATLANTA, GEORGIA 30328  
TELEPHONE: 770 396 7248  
FAX: 770 396 2945


WWW.THEPRESTONPARTNERSHIP.COM

CONSULTANT

PROJECT # 02109

**KTD Consulting Engineers**  
ALTAMONTE SPRINGS, FL  
237 S. WESTMONTE DR.  
PH: 407.834.7800

FAIRFAX, VA.  
9640 MAIN STREET  
PH: 703.338.2889  
www.ktdengineers.com



PROJECT

**ARCHSTONE KENTLANDS**

MARYLAND

FOR

**ARCHSTONE COMMUNITIES**  
Six Piedmont Center, Suite 600  
Atlanta, Georgia 30305  
404-237-9292

REVISIONS

07/18/03 RELEASED FOR CONSTRUCTION

DATE: 06/18/02

JOB NUMBER: 021102

DRAWN BY: MLD

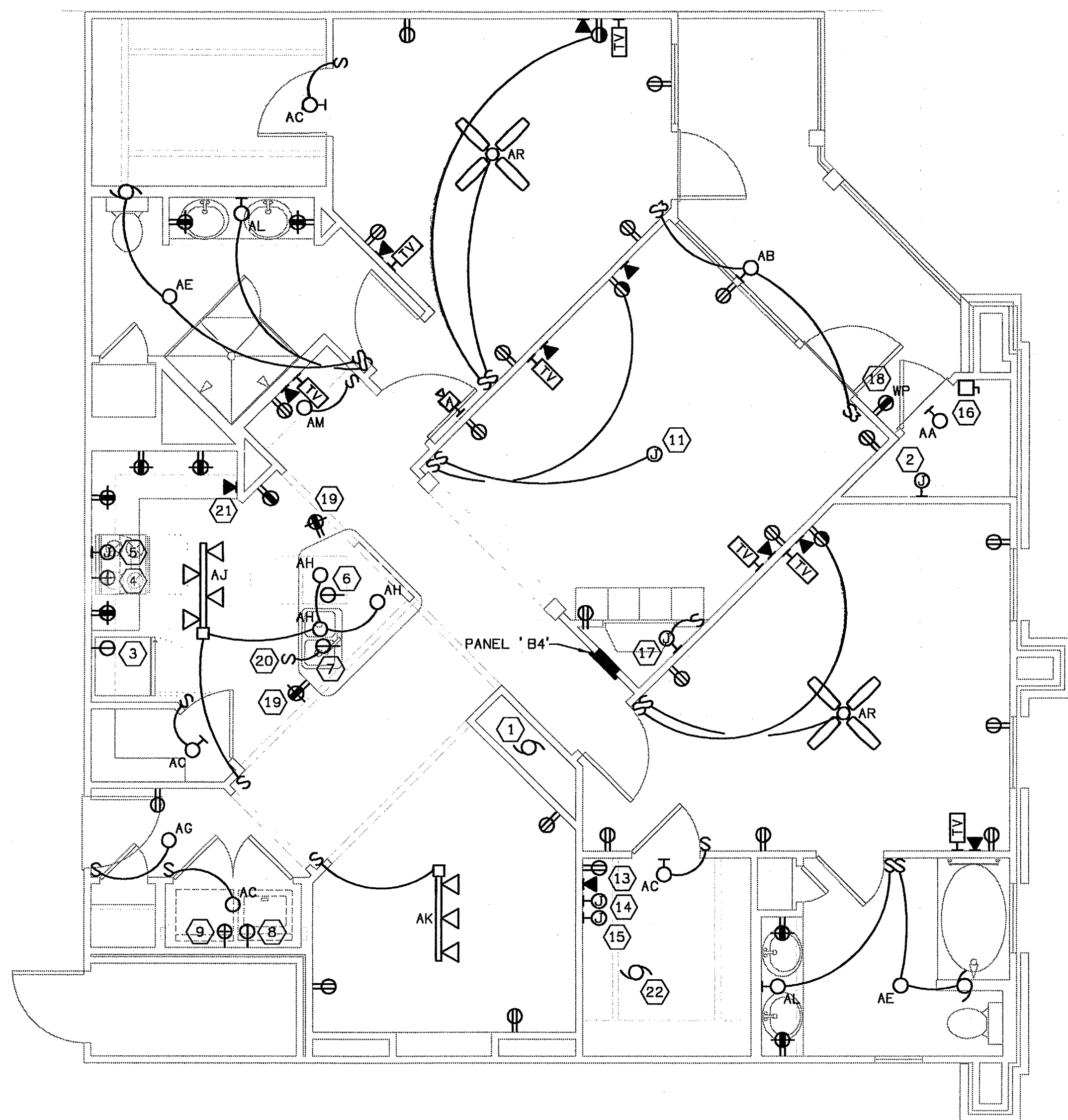
CHECKED BY: MLD

DRAWING TITLE: UNIT CI ELECTRICAL PLANS

DRAWING NUMBER: E-3.10

COMMENTS:

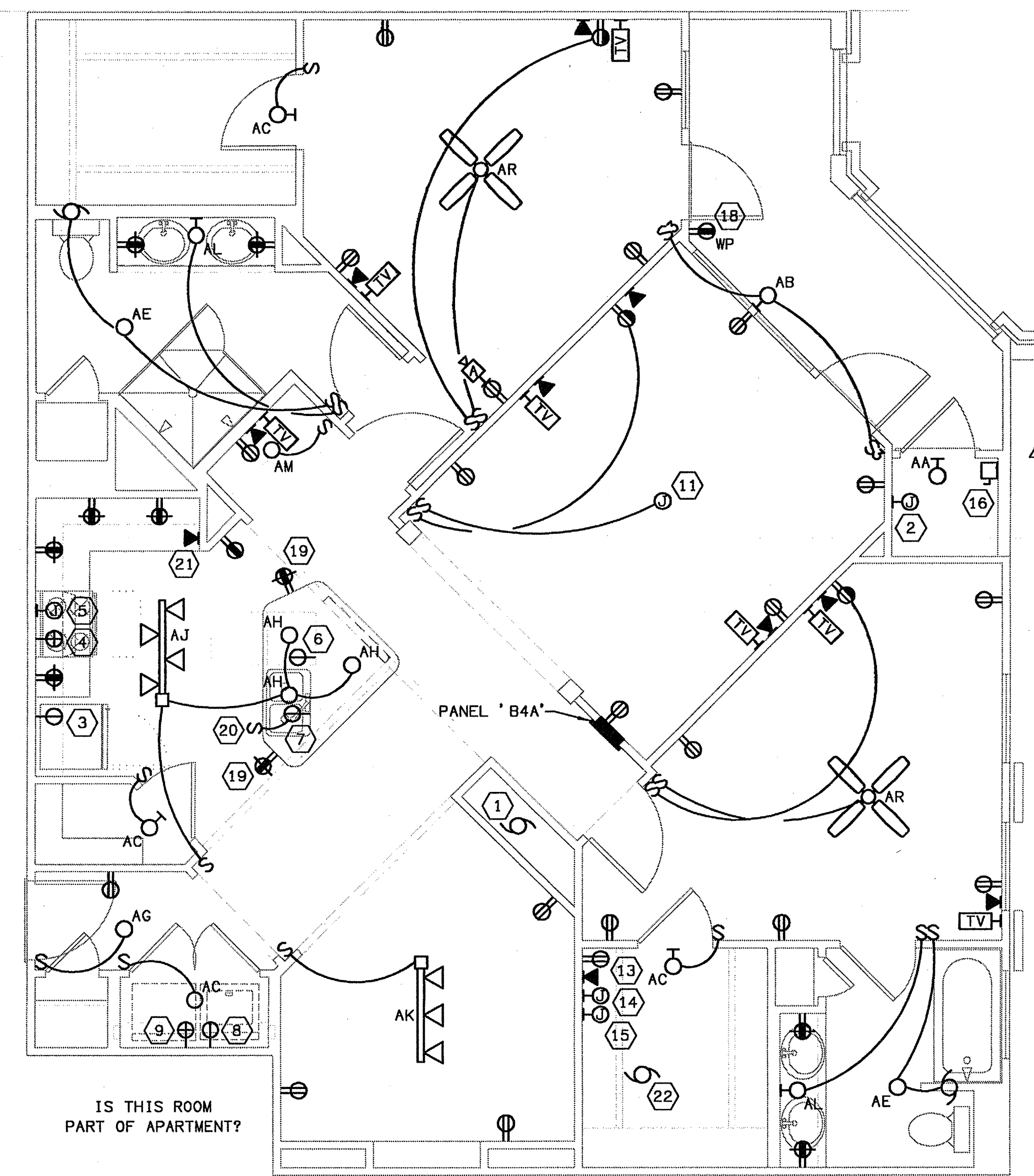
PANEL B4				
208/120 V, 1 PH., 3 W, 10KAIC				
100A, M.L.O.				
CIRCUIT NUMBER	BREAKER SIZE	WIRE SIZE	DESCRIPTION	LOAD
1, 2	20A/1P	#12	APPLIANCE CIRCUIT	3000
3	20A/1P	#12	BATHROOM CIRCUIT	
4	20A/1P	#12	LAUNDRY CIRCUIT	1500
5, 7	30A/2P	#10	DRYER	5000
6	20A/1P	#12	RANGE	8000
8	20A/1P	#12	DISHWASHER	1032
9	20A/1P	#12	REFRIGERATOR	
10	20A/1P	#12	WATER HEATER	50
11	20A/1P	#12	DISPOSAL	480
23-27	20A/1P	#12	SPARE	
12-21	15A/1P	#14	GENERAL LIGHTING 1416 SQ. FT. X 3	4248
22	20A/1P	#12	MICROWAVE	1480
-	-/-	-	-	0
-	-/-	-	-	0
TOTAL				24790
10KW @ 100%				10000
REMAINDER @ 40%				5916
LARGER OF HEAT OR A/C				3006
28, 30	20A/2P	#12	3006 A/C @ 100%	
29	15A/1P	#12	780 HEAT @ 65%	
TOTAL CALCULATED				18922
DEVICES IN BEDROOMS SHALL BE PROTECTED BY AMP S @ 208 V, 1PHASE				91.0
NO MORE THAN 2 BEDROOMS PER 15A BREAKER.				27796



1 UNIT B4 - ELECTRICAL PLAN  
SCALE: 1/4" = 1'-0"

02109-E-UNIT

PANEL B4A				
208/120 V, 1 PH., 3 W, 10KAIC				
100A, M.L.O.				
CIRCUIT NUMBER	BREAKER SIZE	WIRE SIZE	DESCRIPTION	LOAD
1, 2	20A/1P	#12	APPLIANCE CIRCUIT	3000
3	20A/1P	#12	BATHROOM CIRCUIT	
4	20A/1P	#12	LAUNDRY CIRCUIT	1500
5, 7	30A/2P	#10	DRYER	5000
6	20A/1P	#12	RANGE	8000
8	20A/1P	#12	DISHWASHER	1032
9	20A/1P	#12	REFRIGERATOR	
10	20A/1P	#12	WATER HEATER	50
11	20A/1P	#12	DISPOSAL	480
23-27	20A/1P	#12	SPARE	
12-21	15A/1P	#14	GENERAL LIGHTING 1416 SQ. FT. X 3	4248
22	20A/1P	#12	MICROWAVE	1480
-	-/-	-	-	0
-	-/-	-	-	0
TOTAL				24790
10KW @ 100%				10000
REMAINDER @ 40%				5916
LARGER OF HEAT OR A/C				3006
28, 30	20A/2P	#12	3006 A/C @ 100%	
29	15A/1P	#12	780 HEAT @ 65%	
TOTAL CALCULATED				18922
DEVICES IN BEDROOMS SHALL BE PROTECTED BY AMP S @ 208 V, 1PHASE				91.0
NO MORE THAN 2 BEDROOMS PER 15A BREAKER.				27796




2 UNIT B4A - ELECTRICAL PLAN  
SCALE: 1/4" = 1'-0"

02109-E-UNIT

ELECTRICAL SHEET NOTES

- 1 CONNECTION TO AIR HANDLING UNIT WITH BUILT-IN DISCONNECT SWITCH.
- 2 WATER HEATER CONNECTION.
- 3 REFRIGERATOR CONNECTION. MOUNT @ 60" AFF.
- 4 RANGE CONNECTION.
- 5 MICROWAVE/HOOD CONNECTION. MOUNT @ 60" AFF.
- 6 DISHWASHER CONNECTION. PROVIDE HARD CONNECTION.
- 7 GARBAGE DISPOSAL CONNECTION. PROVIDE HARD CONNECTION.
- 8 WASHER CONNECTION. MOUNT @ 48" AFF.
- 9 DRYER CONNECTION. MOUNT @ 48" AFF.
- 10 CONNECT SMOKE DETECTOR AHEAD OF ALL SWITCHING AND GFI DEVICES. MAINTAIN 36" CLEARANCE FROM HVAC SUPPLY GRILLES. TIE ALL DETECTORS TOGETHER SO THAT AN ALARM IN ANY DETECTOR WILL CAUSE ALL DETECTORS IN THAT UNIT TO SOUND.
- 11 PROVIDE FAN RATED BOX WITH BLANK COVER FOR FUTURE LIGHTING FIXTURE OR PADDLE FAN.
- 12 PROVIDE MOLDED CASE CIRCUIT BREAKER IN NEMA 1 FLUSH MOUNTED ENCLOSURE WITH LATCHING DOOR FOR TO SERVE AS AHU DISCONNECT
- 13 NOT USED.
- 14 TELEPHONE SYSTEM DISTRIBUTION BOX. MOUNT @ 60" AFF. SEE TELEVISION RISER DIAGRAM FOR REQUIREMENTS.
- 15 TELEVISION SYSTEM DISTRIBUTION BOX. MOUNT @ 60" AFF. SEE TELEVISION RISER DIAGRAM FOR REQUIREMENTS.
- 16 CONDENSING UNIT CONNECTION.
- 17 GAS FIREPLACE CONTROLS CONNECTION.
- 18 PROVIDE BALCONY OUTLET IN FIRST FLOOR UNITS ONLY.
- 19 INSTALL OUTLET NOT MORE THAN 12" BELOW COUNTERTOP.
- 20 INSTALL SWITCH INSIDE LOWER CABINET.
- 21 INSTALL TELEPHONE OUTLET 6" ABOVE COUNTERTOP.
- 22 DRYER VENT FAN CONNECTION



THE PRESTON PARTNERSHIP, LLC  
A MULTI-DISCIPLINARY DESIGN FIRM

1000 ABERNATHY ROAD NE, SUITE 600  
ATLANTA, GEORGIA 30328  
TELEPHONE: 770 396 7248  
FAX: 770 396 2945


WWW.THEPRESTONPARTNERSHIP.COM

CONSULTANT

PROJECT # 02109

KTD Consulting Engineers  
ALTAMONTE SPRINGS, FL.  
237 S. WESTMONTE DR.  
PH: 407.834.7900  
FAIRFAX, VA.  
9840 MAIN STREET  
PH: 703.338.2889  
www.ktdengineers.com

REAL



I CERTIFY THAT THESE DOCUMENTS WERE PREPARED OR APPROVED BY ME AND THAT I AM A duly Licensed Architect under the Laws of the State of Maryland. LICENSE NUMBER: 10000000000000000000000000000000

PROJECT

ARCHSTONE  
KENTLANDS

MARYLAND



FOR

ARCHSTONE  
COMMUNITIES  
Six Piedmont Center, Suite 600  
Atlanta, Georgia 30305  
404-257-9292

REVISIONS  
07/18/03 RELEASED FOR CONSTRUCTION  
10/07/18/03 RELEASED FOR CONSTRUCTION

DATE 06/07/02  
JOB NUMBER 021108  
DRAWN BY MLD  
CHECKED BY MLD  
DRAWING TITLE UNIT B4 & B4A ELECTRICAL PLANS  
DRAWING NUMBER E-3.11  
COMMENTS

PANEL C2				
208/120 V, 1 PH., 3 W, 10KAIC				
100 A, M. L. O.				
CIRCUIT NUMBER	BREAKER SIZE	WIRE SIZE	DESCRIPTION	LOAD
1, 2	20A/1P	#12	APPLIANCE CIRCUIT	3000
3	20A/1P	#12	BATHROOM CIRCUIT	
4	20A/1P	#12	LAUNDRY CIRCUIT	1500
5, 7	30A/2P	#10	DRYER	5000
6	20A/1P	#12	RANGE	8000
8	20A/1P	#12	DISHWASHER	1032
9	20A/1P	#12	REFRIGERATOR	
10	20A/1P	#12	WATER HEATER	50
11	20A/1P	#12	DISPOSAL	480
27	20A/1P	#12	SPARE	
12-26	15A/1P	#14	GENERAL LIGHTING	5715
			1905 SQ. FT. X 3	
24	20A/1P	#12	MICROWAVE	1480
-	-/-	-	-	0
-	-/-	-	-	0
TOTAL				26257
10KW @ 100%				10000
REMAINDER @ 40%				6503
LARGER OF HEAT OR A/C				3619
3619 A/C @ 100%				
972 HEAT @ 65%				
TOTAL CALCULATED				20122
AMPS @ 208 V, 1PHASE				96.7
TOTAL CONNECTED				29876

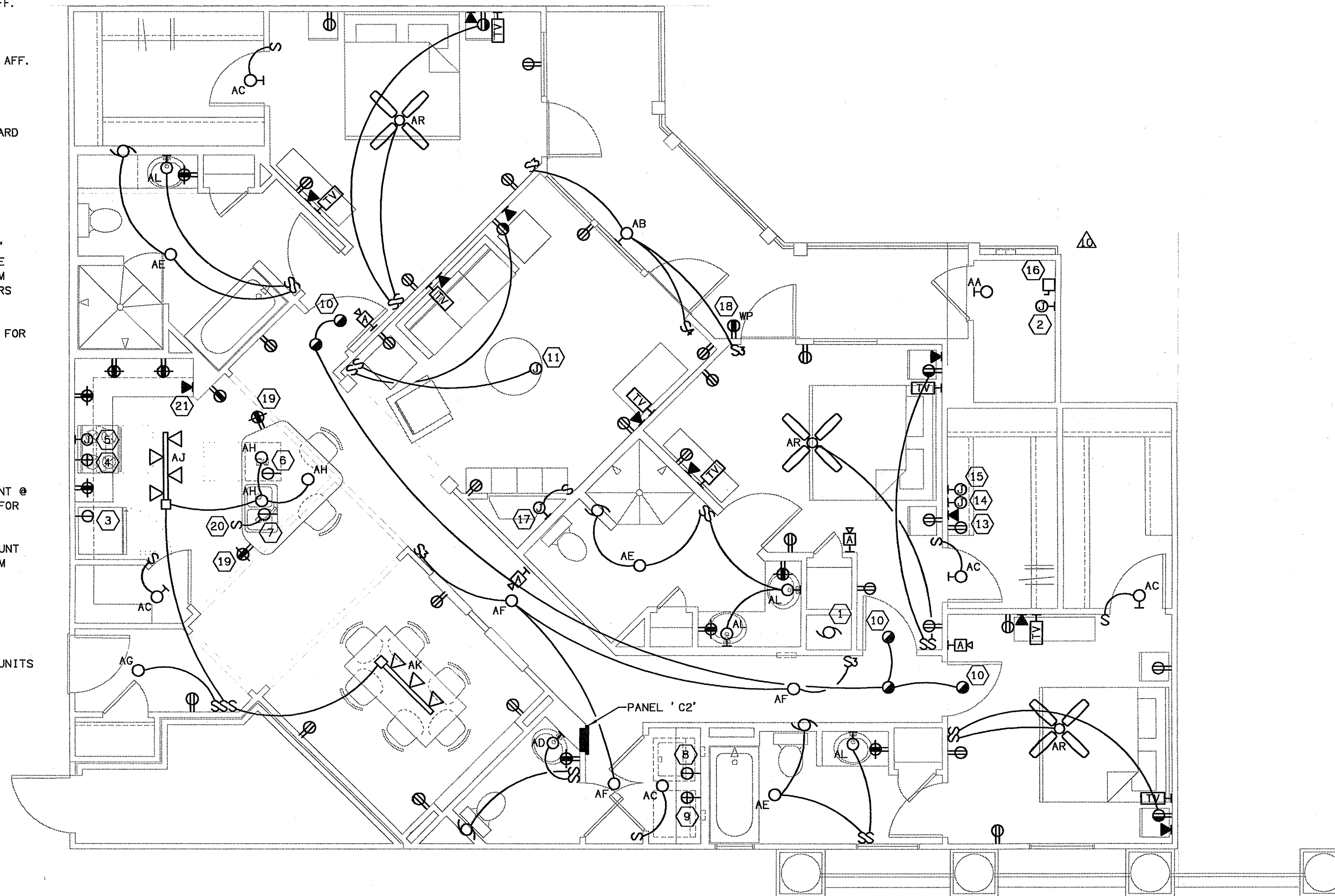
\* CU-C2L = 25A/2P #10  
CU-C2T = 30A/2P #10

28, 30 +/2P +  
29 15A/1P #12

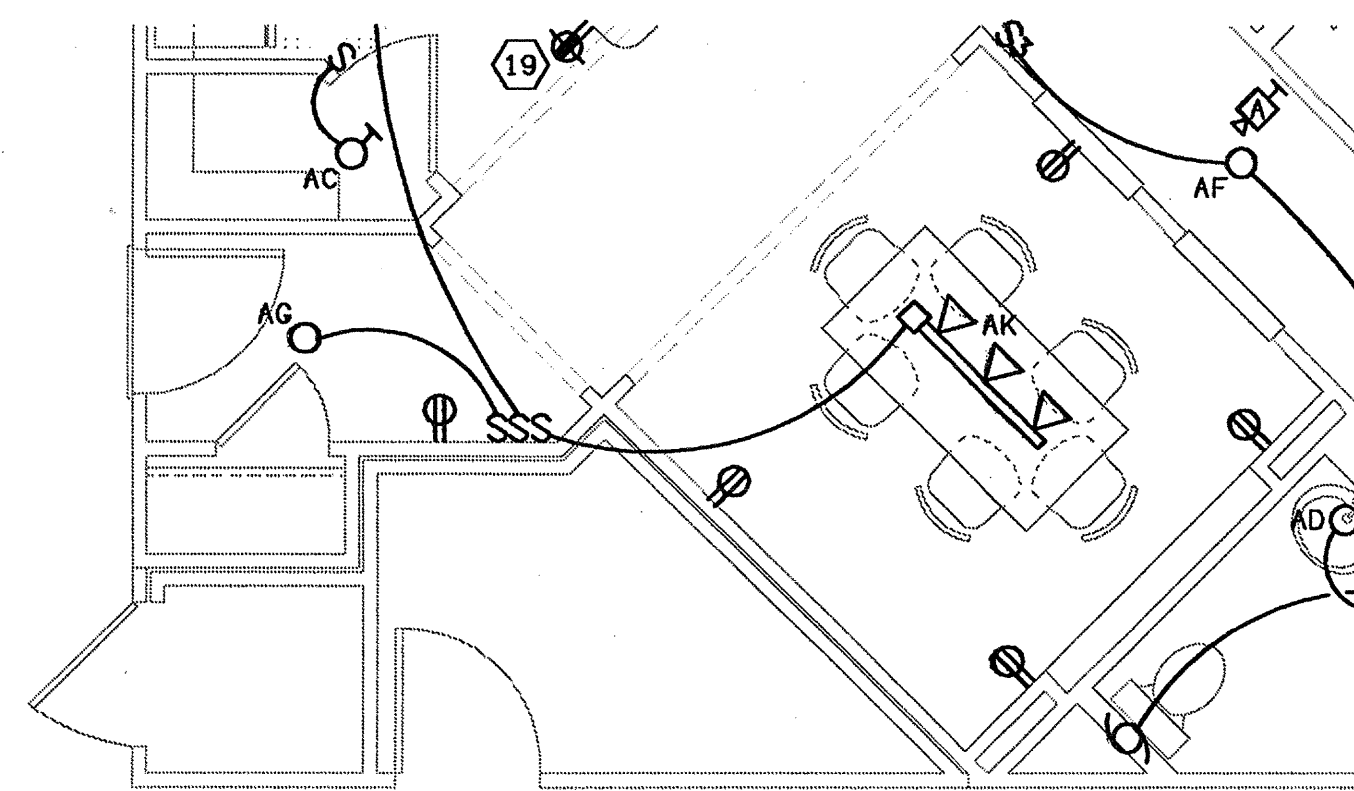
ALL CIRCUITS SERVING DEVICES IN BEDROOMS SHALL BE PROTECTED BY ARC FAULT BREAKERS NO MORE THAN 2 BEDROOMS PER 15A BREAKER.

**ELECTRICAL SHEET NOTES**

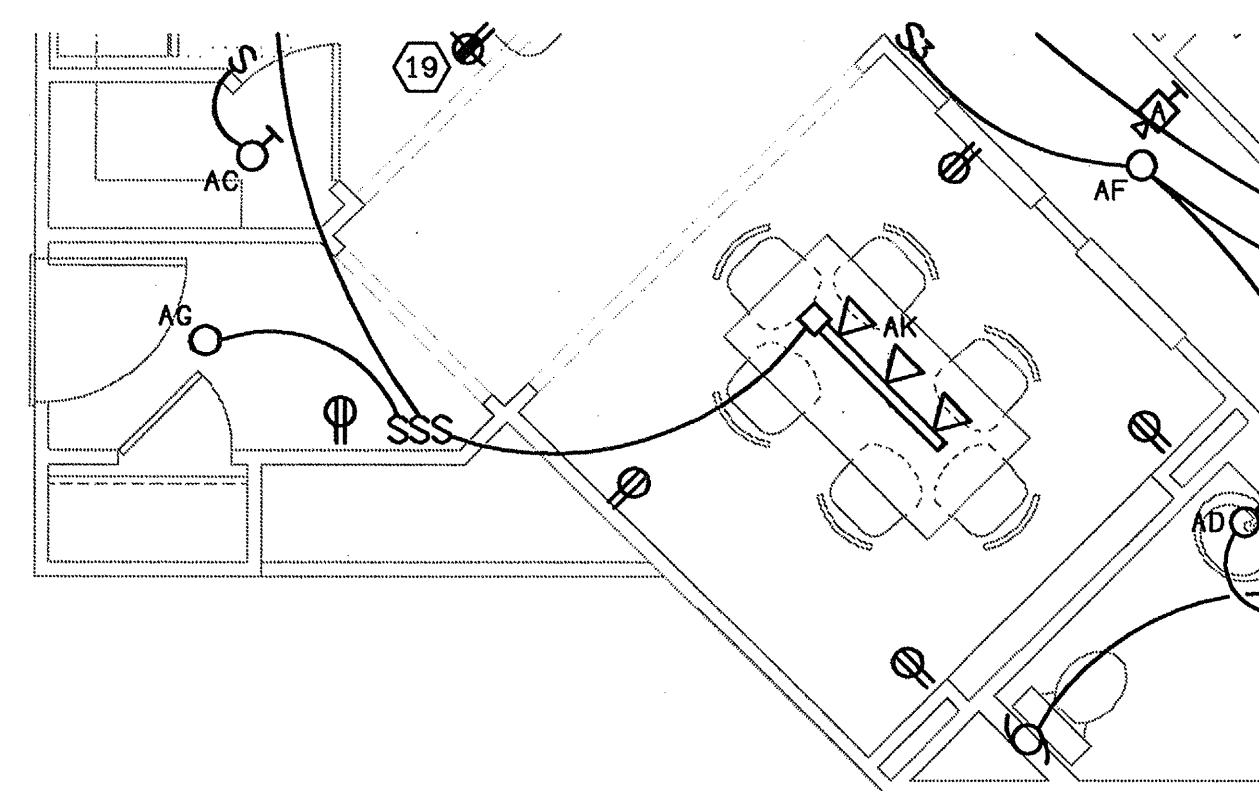
- 1 CONNECTION TO AIR HANDLING UNIT WITH BUILT-IN DISCONNECT SWITCH.
- 2 WATER HEATER CONNECTION.
- 3 REFRIGERATOR CONNECTION. MOUNT @ 60" AFF.
- 4 RANGE CONNECTION.
- 5 MICROWAVE/HOOD CONNECTION. MOUNT @ 60" AFF.
- 6 DISHWASHER CONNECTION. PROVIDE HARD CONNECTION.
- 7 GARBAGE DISPOSAL CONNECTION. PROVIDE HARD CONNECTION.
- 8 WASHER CONNECTION. MOUNT @ 48" AFF.
- 9 DRYER CONNECTION. MOUNT @ 48" AFF.
- 10 CONNECT SMOKE DETECTOR AHEAD OF ALL SWITCHING AND GFI DEVICES. MAINTAIN 36" CLEARANCE FROM HVAC SUPPLY GRILLES. TIE ALL DETECTORS TOGETHER SO THAT AN ALARM IN ANY DETECTOR WILL CAUSE ALL DETECTORS IN THAT UNIT TO SOUND.
- 11 PROVIDE FAN RATED BOX WITH BLANK COVER FOR FUTURE LIGHTING FIXTURE OR PADDLE FAN.
- 12 PROVIDE MOLDED CASE CIRCUIT BREAKER IN NEMA 1 FLUSH MOUNTED ENCLOSURE WITH LATCHING DOOR FOR TO SERVE AS AHU DISCONNECT
- 13 NOT USED.
- 14 TELEPHONE SYSTEM DISTRIBUTION BOX. MOUNT @ 60" AFF. SEE TELEVISION RISER DIAGRAM FOR REQUIREMENTS.
- 15 TELEVISION SYSTEM DISTRIBUTION BOX. MOUNT @ 60" AFF. SEE TELEVISION RISER DIAGRAM FOR REQUIREMENTS.
- 16 CONDENSING UNIT CONNECTION.
- 17 GAS FIREPLACE CONTROLS CONNECTION.
- 18 PROVIDE BALCONY OUTLET IN FIRST FLOOR UNITS ONLY.
- 19 INSTALL OUTLET NOT MORE THAN 12" BELOW COUNTERTOP.
- 20 INSTALL SWITCH INSIDE LOWER CABINET.
- 21 INSTALL TELEPHONE OUTLET 6" ABOVE COUNTERTOP.
- 22 DRYER VENT FAN CONNECTION




2 UNIT C2 - ELECTRICAL PLAN  
SCALE: 1/4" = 1'-0" 02/03-E-UNIT



2 UNIT C2A - ELECTRICAL PLAN  
SCALE: 1/4" = 1'-0" 02/03-E-UNIT



3 UNIT C2B - ELECTRICAL PLAN  
SCALE: 1/4" = 1'-0" 02/03-E-UNIT



THE PRESTON PARTNERSHIP, LLC  
A MULTI-DISCIPLINARY DESIGN FIRM


1000 ABERNATHY ROAD NE, SUITE 600  
ATLANTA, GEORGIA 30328  
TELEPHONE: 770 396 7248  
FAX: 770 396 2945

WWW.THEPRESTONPARTNERSHIP.COM

CONSULTANT

PROJECT # 02109  
KTD Consulting Engineers  
ALTAMONTE SPRINGS, FL.  
237 S. WESTMONTE DR.  
PH: 407.834.7900  
FAIRFAX, VA.  
9840 MAIN STREET  
PH: 703.336.2699 www.ktdengineers.com

SEAL



I CERTIFY THAT THESE DOCUMENTS WERE PREPARED OR APPROVED BY ME AND THAT I AM A LICENSED ARCHITECT UNDER THE LAWS OF THE STATE OF MARYLAND. LICENSE NUMBER 0006 EXPIRATION DATE SEPTEMBER 1, 2006

PROJECT

ARCHSTONE  
KENTLANDS

MARYLAND

FOR

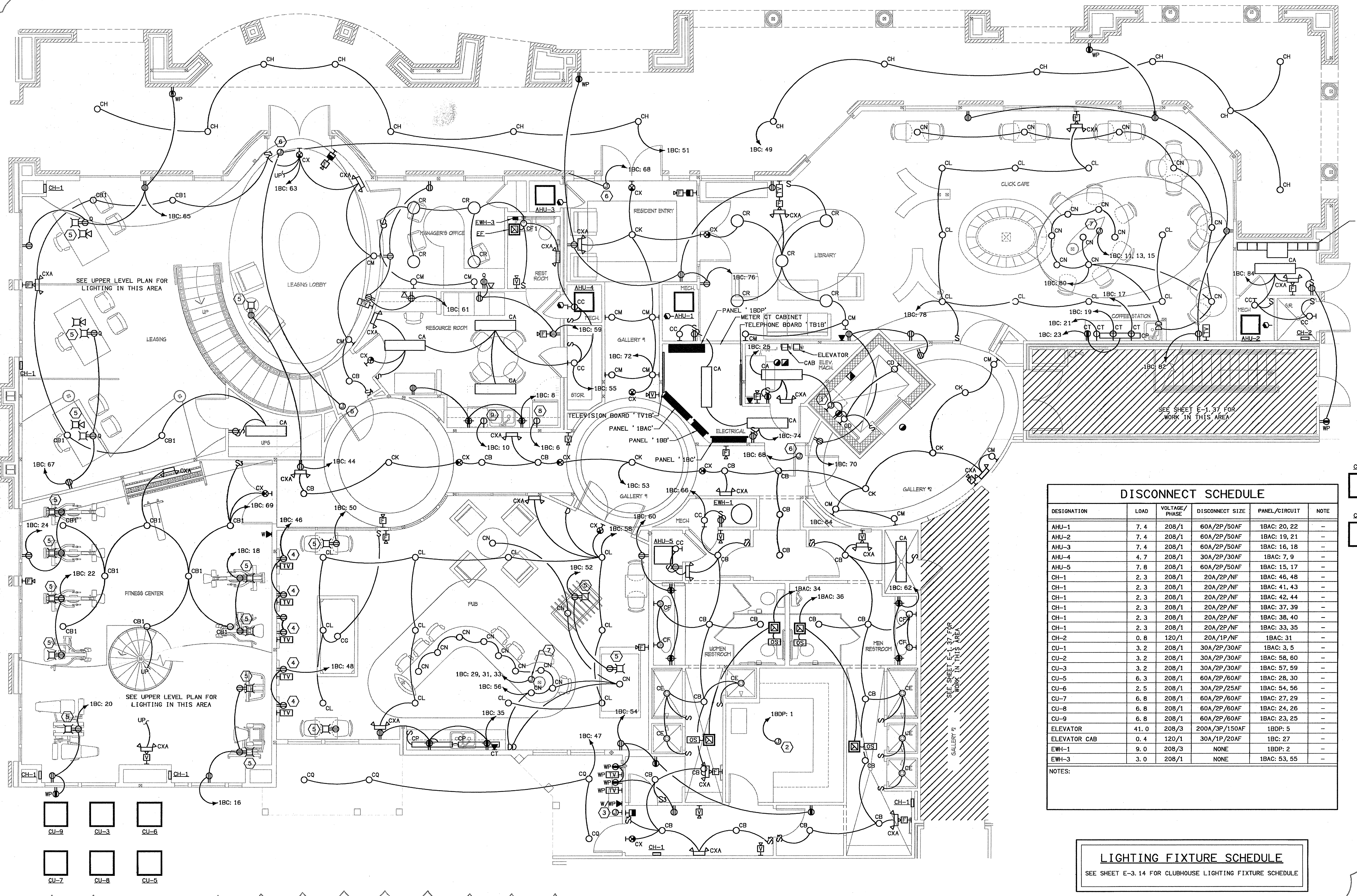
ARCHSTONE  
COMMUNITIES  
Six Piedmont Center, Suite 600  
Atlanta, Georgia 30305  
404-237-9292

REVISIONS  
07/18/03 RELEASED FOR CONSTRUCTION  
07/18/03 RELEASED FOR CONSTRUCTION

DATE 06/10/02  
JOB NUMBER 021108  
DRAWN BY MLD  
CHECKED BY MLD  
DRAWING TITLE UNIT C2, C2A & C2B ELECTRICAL PLANS  
DRAWING NUMBER E-3.12  
COMMENTS

**ELECTRICAL SHEET NOTES**

- 1 CONNECTION FOR SUMP PUMP AND HIGH WATER ALARM PANEL.
- 2 CONNECTION FOR SAUNA LIGHTS AND EQUIPMENT.
- 3 CONNECTION FOR WATER COOLER.
- 4 OUTLETS FOR WALL MOUNTED TV. DETERMINE MOUNTING HEIGHT IN THE FIELD.
- 5 VERIFY LOCATION OF FLOOR OUTLET WITH OWNER PRIOR FOR ROUGH-IN.
- 6 CONNECTION FOR DOOR ACCESS CONTROL EQUIPMENT.
- 7 CONNECTION FOR BAR EQUIPMENT.
- 8 CONNECTION FOR REFRIGERATOR. MOUNT @ 60" AFF.
- 9 CONNECTION FOR DISHWASHER.



**DISCONNECT SCHEDULE**


DESIGNATION	LOAD	VOLTAGE / PHASE	DISCONNECT SIZE	PANEL / CIRCUIT	NOTE
AHU-1	7.4	208/1	60A/2P/50AF	1BAC: 20, 22	-
AHU-2	7.4	208/1	60A/2P/50AF	1BAC: 19, 21	-
AHU-3	7.4	208/1	60A/2P/50AF	1BAC: 16, 18	-
AHU-4	4.7	208/1	30A/2P/30AF	1BAC: 7, 9	-
AHU-5	7.8	208/1	60A/2P/50AF	1BAC: 15, 17	-
CH-1	2.3	208/1	20A/2P/NF	1BAC: 46, 48	-
CH-1	2.3	208/1	20A/2P/NF	1BAC: 41, 43	-
CH-1	2.3	208/1	20A/2P/NF	1BAC: 42, 44	-
CH-1	2.3	208/1	20A/2P/NF	1BAC: 37, 39	-
CH-1	2.3	208/1	20A/2P/NF	1BAC: 36, 40	-
CH-1	2.3	208/1	20A/2P/NF	1BAC: 33, 35	-
CH-2	0.8	120/1	20A/1P/NF	1BAC: 31	-
CU-1	3.2	208/1	30A/2P/30AF	1BAC: 3, 5	-
CU-2	3.2	208/1	30A/2P/30AF	1BAC: 58, 60	-
CU-3	3.2	208/1	30A/2P/30AF	1BAC: 57, 59	-
CU-5	6.3	208/1	60A/2P/60AF	1BAC: 28, 30	-
CU-6	2.5	208/1	30A/2P/25AF	1BAC: 54, 56	-
CU-7	6.8	208/1	60A/2P/60AF	1BAC: 27, 29	-
CU-8	6.8	208/1	60A/2P/60AF	1BAC: 24, 26	-
CU-9	6.8	208/1	60A/2P/60AF	1BAC: 23, 25	-
ELEVATOR	41.0	208/3	200A/3P/150AF	1BDP: 5	-
ELEVATOR CAB	0.4	120/1	30A/1P/20AF	1BC: 27	-
EWH-1	9.0	208/3	NONE	1BDP: 2	-
EWH-3	3.0	208/1	NONE	1BAC: 53, 55	-

NOTES:

**LIGHTING FIXTURE SCHEDULE**

SEE SHEET E-3.14 FOR CLUBHOUSE LIGHTING FIXTURE SCHEDULE

**CLUBHOUSE BASE - ELECTRICAL PLAN**  
SCALE: 1/4" = 1'-0"




**THE PRESTON PARTNERSHIP, LLC**  
A MULTI-DISCIPLINARY DESIGN FIRM

1000 ABERNATHY ROAD, SUITE 600  
ATLANTA, GEORGIA 30328  
TELEPHONE: 770 396 7248  
FAX: 770 396 2945

WWW.THEPRESTONPARTNERSHIP.COM

**CONSULTANT**

**KTD Consulting Engineers**  
ALTA MONTE SPRINGS, FL  
237 S. WESTMONTE DR.  
PH: 407 834 7900  
FAIRFAX, VA  
9840 MAIN STREET  
PH: 703 338 2889  
www.ktdengineers.com



**PROJECT**  
ARCHSTONE  
KENTLANDS

MARYLAND

**FOR**

**ARCHSTONE COMMUNITIES**  
Six Piedmont Center, Suite 600  
Atlanta, Georgia 30305  
404-237-9292

**REVISIONS**  
07/18/03 RELEASED FOR CONSTRUCTION

**DATE** 06/10/02  
**JOB NUMBER** 021108  
**DRAWN BY** MLD  
**CHECKED BY** MLD  
**DRAWING TITLE** CLUBHOUSE BASE ELECTRICAL PLAN  
**DRAWING NUMBER** E-3.13  
**COMMENTS**

**ELECTRICAL SHEET NOTES**

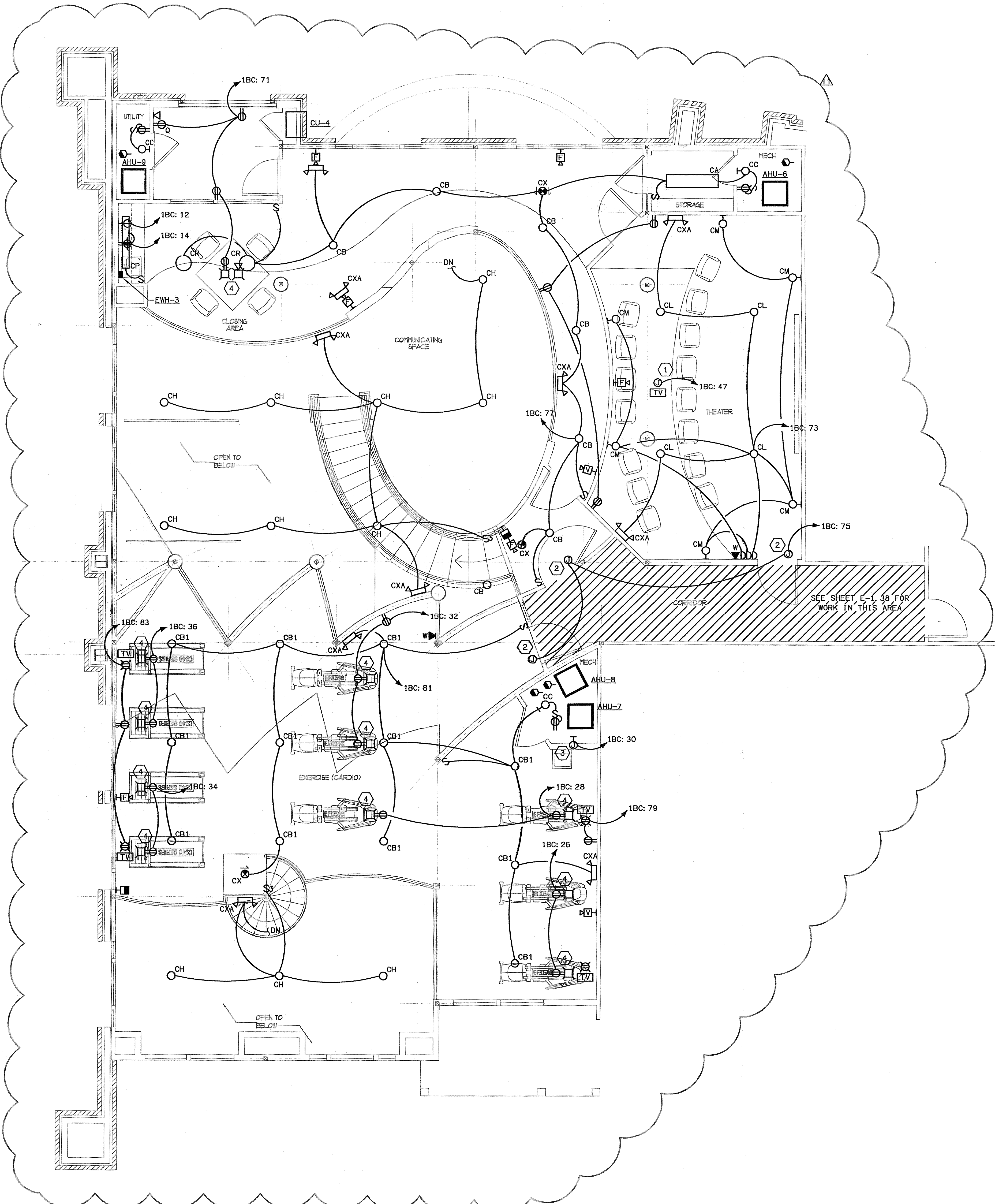
- ① CONNECTION TO RECESSED MEDIA PROJECTOR.
- ② CONNECTION TO DOOR ACCESS CONTROL EQUIPMENT.
- ③ CONNECTION TO WATER COOLER.
- ④ VERIFY LOCATION OF FLOORBOX WITH OWNER PRIOR TO ROUGH-IN.

DESIGNATION	LOAD	VOLTAGE/PHASE	DISCONNECT SIZE	PANEL/CIRCUIT	NOTE
AHU-6	4.8	208/1	30A/2P/30AF	1BAC: 4, 6	-
AHU-7	5.2	208/1	60A/2P/40AF	1BAC: 12, 14	-
AHU-8	5.2	208/1	60A/2P/40AF	1BAC: 11, 13	-
AHU-9	5.2	208/1	60A/2P/40AF	1BAC: 8, 10	-
CU-4	1.7	208/1	30A/2P/15AF	1BAC: 45, 47	-
EWB-3	3.0	208/1	NONE	1BAC: 50, 52	-

NOTES:


MARK	MFG. & CAT. #	DESCRIPTION	LAMPS		MTD	VOLTS	REMARKS
			NO.	TYPE			
CA	LITHONIA # CA232AR120-GE8	4' WRAPAROUND	2	32W T8	WS	120	CLEAR PRISMATIC LENS, ELECTRONIC BALLAST
CB	PEACHTREE # PCFUS-12126-PG-120	ULTRA-SHALLOW SURFACE DOWNLIGHT	1	26W QUAD	CS	120	PRISMATIC GLASS LENS, ELECTRONIC BALLAST
CB1	PEACHTREE # PCFUS-12226-PG-120	SAME AS TYPE 'CB' EXCEPT 2 LAMPS	2	26W QUAD	CR	120	
CC	BROWNLEE # 1050-CPA-CBL	CLOSET WALL BRACKET	1	13W TWIN	WS	120	CLEAR PRISMATIC LENS, BLACK FINISH
CD	HUBBELL # NX115G5-NVB	ELEVATOR PIT LIGHT	1	100W A19	WS	120	GLOBE GUARD, MOUNT LOCATION
CE	KIRLIN # RR90635-43-96	RECESSED LENSED SHOWER LIGHT	1	13W QUAD	CR	120	VERTICAL LAMP, ELECTRONIC BALLAST, SHOWER LOCATION
CF	LITHONIA # WC217A12120-GE8	4' MIRROR LIGHT	2	32W T8	WS	120	CLEAR PRISMATIC LENS, ELECTRONIC BALLAST
CF1	LITHONIA # WC217A12120-GE8	SAME AS TYPE 'CF' EXCEPT 2'	2	17W T8			
CG	SELECTED BY THE ARCHITECT	BILLIARDS TABLE LIGHT	-	-	CP	120	
CH	LITHONIA # AH-150MH-10-AR-CGL-120	DOWNLIGHT	1	150W MH	CR	120	DAMP LOCATION
CK	SELECTED BY THE ARCHITECT	CHANDELIER	-	-	CP	120	
CL	KIRLIN # R330629-31	OPEN APERTURE DOWNLIGHT	1	100W PAR38	CR	120	WHITE TRIM RING
CM	SELECTED BY THE ARCHITECT	WALL SCONCE	-	-	WS	120	DIMMABLE
CN	SELECTED BY THE ARCHITECT	PENDANT	-	-	CP	120	DIMMABLE
CP	ALKCO #SF332	4' UNDERCABINET FIXTURE	1	32W T8	WS	120	CLEAR PRISMATIC LENS, SOLID FRONT, ELECTRONIC BALLAST
CQ	KIRLIN # RR90705-31-45-96	DOWNLIGHT	1	26W QUAD	CR	120	WHITE TRIM RING, ELECTRONIC BALLAST, DAMP LOCATION
CR	PROGRESS # P7205-30EB	36" DIAMETER SURFACE MOUNTED DOME	2	17W T8	CS	120	WHITE DIFFUSER, WHITE OAK FINISH, ELECTRONIC BALLAST
CR1	PROGRESS # P7206-30EB	SMAE AS TYPE 'CR' EXCEPT 21" X 59"	4	32W T8			
CX	EMERGILITE # ECLXN-4-R	INTERIOR EXIT SIGN	2	0.8W LED	-	120	RED LETTERS, WHITE BACKGROUND, WHITE HOUSING, BATTERY PACK (NOTE 1)
CXA	EMERGILITE # ECX-2(HD)	INTERIOR TWO HEAD EMERGENCY LIGHT	2	12W WS	120		BATTERY PACK, WHITE HOUSING, HIGH OUTPUT LAMPS (NOTE 1)

NOTES: (1) ALL EXIT SIGNS, EMERGENCY LIGHTS AND FLUORESCENT FIXTURES WITH EMERGENCY BALLASTS SHALL BE CONNECTED TO THE UNSWITCHED SIDE OF THE CIRCUIT POWERING NORMAL FIXTURES IN THE SAME ROOM OR AREA.



**1 CLUBHOUSE UPPER - ELECTRICAL PLAN**  
SCALE: 1/4" = 1'-0"

07/09-E-CLUB

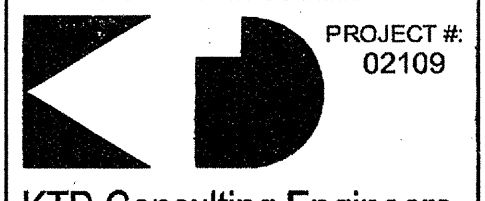


**THE PRESTON PARTNERSHIP, LLC**  
A MULTI-DISCIPLINARY DESIGN FIRM

1000 ABERNATHY ROAD NE, SUITE 600  
ATLANTA, GEORGIA 30328  
TELEPHONE: 770 396 7248  
FAX: 770 396 2945

WWW.THEPRESTONPARTNERSHIP.COM

CONSULTANT



**KTD Consulting Engineers**  
ALTAMONTE SPRINGS, FL.  
237 S. WESTMONTE DR.  
PH: 407.834.7900

FAIRFAX, VA.  
9840 MAIN STREET  
PH: 703.338.2889  
www.ktdengineers.com

SEAL



PROJECT

**ARCHSTONE KENTLANDS**

MARYLAND

FOR

**ARCHSTONE COMMUNITIES**  
Six Piedmont Center, Suite 600  
Atlanta, Georgia 30305  
404-237-9292

REVISIONS

07/18/03 RELEASED FOR CONSTRUCTION

DATE: 06/10/02

JOB NUMBER: 021128

DRAWN BY: MLD

CHECKED BY: MLD


DRAWING TITLE: CLUBHOUSE UPPER ELECTRICAL PLAN

DRAWING NUMBER: E-3.14

COMMENTS:

E-3.14

COMMENTS:



THE PRESTON PARTNERSHIP, LLC  
A MULTI-DISCIPLINARY DESIGN FIRM

1000 ABERNATHY ROAD NE, SUITE 600  
ATLANTA, GEORGIA 30328  
TELEPHONE: 770 396 7248  
FAX: 770 396 2945

WWW.THEPRESTONPARTNERSHIP.COM


CONSULTANT

PROJECT # 02109

**KTD Consulting Engineers**  
ALTMONTE SPRINGS, FL  
237 S. WESTMONTE DR.  
PH: 407.834.7000

FAIRFAX, VA  
8840 MAIN STREET  
PH: 703.338.2889  
www.ktdengineers.com

SEAL



ARCHSTONE COMMUNITIES

Six Piedmont Center, Suite 600  
Atlanta, Georgia 30305  
404-237-9292

MARYLAND

FOR

**ARCHSTONE COMMUNITIES**  
Six Piedmont Center, Suite 600  
Atlanta, Georgia 30305  
404-237-9292

REVISIONS  
07/18/03 RELEASED FOR CONSTRUCTION  
07/18/03 RELEASED FOR CONSTRUCTION  
09/15/03 AMENITY AREA REVISION

DATE: 06/01/02  
JOB NUMBER: 021108  
DRAWN BY: MLD  
CHECKED BY: MLD  
DRAWING TITLE: ELECTRICAL SCHEDULES AND DETAILS  
DRAWING NUMBER: E-6.1  
COMMENTS:

POWER RISER DIAGRAM NOTES

- 1 PROVIDE GROUNDING SYSTEM, CONCRETE PAD, AND PRIMARY CONDUITS FOR SERVICE TRANSFORMER PER POWER COMPANY REQUIREMENTS.
- 2 PROVIDE METER SOCKET, CT CABINET, CONDUIT FROM METER SOCKET TO CT CABINET AND GROUNDING PER POWER COMPANY REQUIREMENTS.
- 3 CONNECT TO SHUNT TRIP OPERATOR ON MAIN BREAKER.
- 4 CONNECT GROUNDING ELECTRODE CONDUCTOR TO NEUTRAL BUS. PROVIDE REMOVABLE BONDING JUMPER BETWEEN NEUTRAL BUS AND EQUIPMENT GROUND BUS.
- 5 PROVIDE GROUNDING ELECTRODE PER DETAIL ON SHEET EG.02
- 6 PROVIDE METER SOCKETS AND BRANCH BREAKERS FOR HOUSE AND TENANT PANELS AS FOLLOWS:  

UNIT	METER SOCKET	METER CENTER BREAKER	FEEDER
A10 UNITS	125A, 208V, 1PH, 3W	110A, 2P	F161
ALL OTHER TENANTS	100A, 208V, 1PH, 3W	100A, 2P	F160
- 7
- 8 CONNECT LIGHTNING ARRESTER TO MAIN INCOMING LUGS PER ARRESTER MANUFACTURERS RECOMMENDATIONS.
- 9 SERVICE ENTRANCE FEEDER PROVIDED BY POWER COMPANY. CONTRACTOR SHALL PROVIDE INCOMING LUGS ON ALL MAIN BREAKERS THAT ARE UL LISTED FOR THE QUANTITY, SIZE AND TYPE OF CONDUCTORS PROVIDED.

FEEDER SCHEDULE

MARK	COPPER					ALUMINUM				
	SETS	PHASE	NEUTRAL	GROUND	CONDUIT	SETS	PHASE	NEUTRAL	GROUND	CONDUIT
F22	1	3#3/0	1#3/0	NONE	2"	1	3-250MCM	1-250MCM	NONE	2-1/2"
F27	1	3-350MCM	1-350MCM	NONE	3"	1	3-500MCM	1-500MCM	NONE	3-1/2"
F37	2	3#3/0	1#2/0	NONE	2"	2	3-250MCM	1#4/0	NONE	2-1/2"
F47	2	3-350MCM	1-300MCM	NONE	3"	2	3-500MCM	1-400MCM	NONE	3-1/2"
F57	3	3-300MCM	1-250MCM	NONE	3"	3	3-400MCM	1-350MCM	NONE	3"
F62	3	3-400MCM	1-350MCM	NONE	3"	4	3-350MCM	1-300MCM	NONE	3"
F66	4	2-350MCM	1-300MCM	NONE	2-1/2"	4	2-500MCM	1-400MCM	NONE	3"
F69	4	2-600MCM	1-500MCM	NONE	3-1/2"	8	2-600MCM	1-500MCM	NONE	3-1/2"
F29	1	3-350MCM	1-350MCM	1#4	3"	1	3-500MCM	1-500MCM	1#2	3-1/2"
F39	2	3#3/0	1#3/0	1#3	2"	2	3-250MCM	1-250MCM	1#1	3"

NOTES: (1) ALUMINUM CONDUCTORS MAY BE USED AS SHOWN, WHERE PERMITTED BY THE LOCAL AUTHORITIES.  
(2) ALL CONDUCTORS SHALL BE RATED FOR USE WITH 75° CELSIUS TERMINATIONS.

FEEDER SCHEDULE

MARK	COPPER					ALUMINUM				
	SETS	PHASE	NEUTRAL	GROUND	CONDUIT	SETS	PHASE	NEUTRAL	GROUND	CONDUIT
F72	6	3-400MCM	1-350MCM	NONE	3"	6	3-600MCM	1-500MCM	NONE	3-1/2"
-	-	-	-	-	-	-	-	-	-	-
-	-	-	-	-	-	-	-	-	-	-
-	-	-	-	-	-	-	-	-	-	-

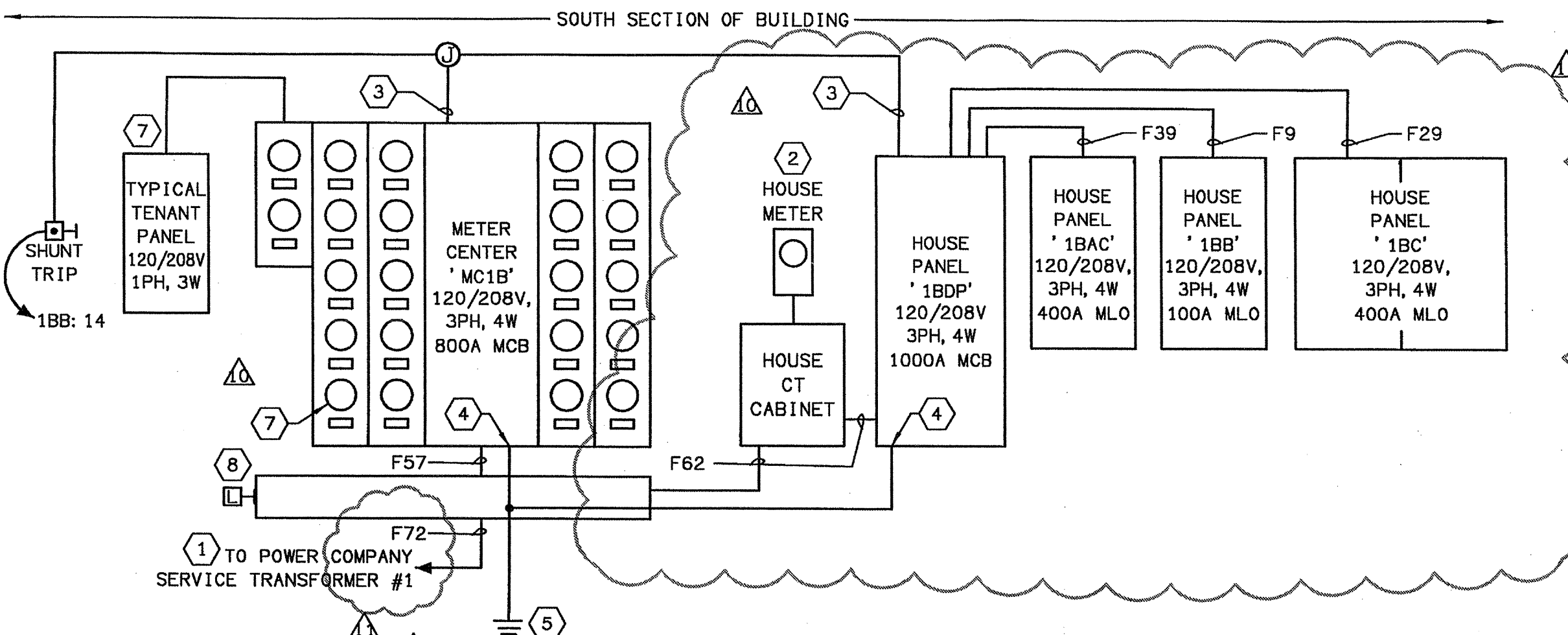
NOTES: (1) ALUMINUM CONDUCTORS MAY BE USED AS SHOWN, WHERE PERMITTED BY THE LOCAL AUTHORITIES.  
(2) ALL CONDUCTORS SHALL BE RATED FOR USE WITH 75° CELSIUS TERMINATIONS.

EQUIPMENT RATINGS

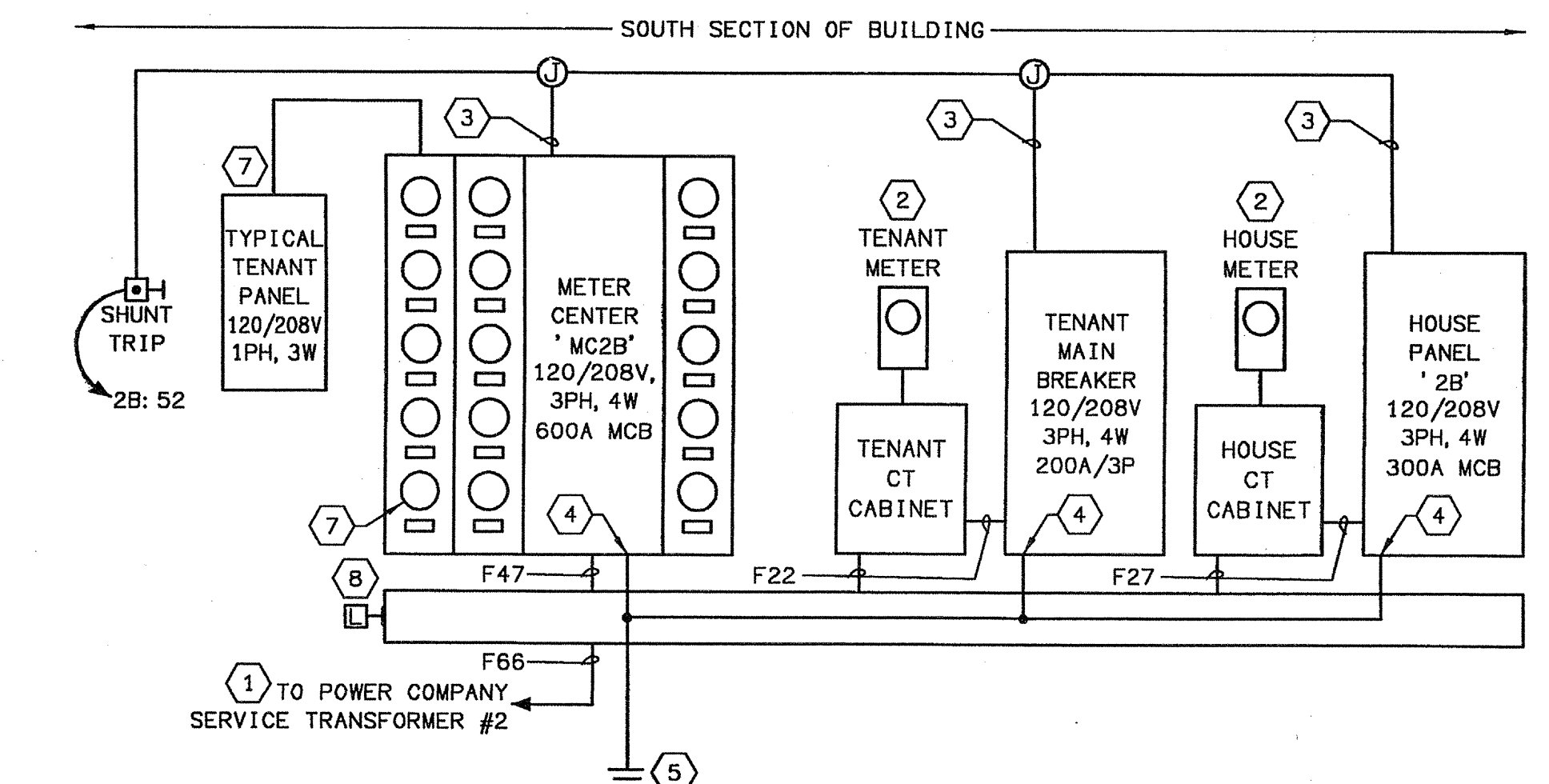
- UL LISTED SERIES RATINGS MAY BE APPLIED FOR ALL DOWNSTREAM EQUIPMENT. CONTRACTOR TO PROVIDE SHOP DRAWINGS.
- CONTRACTOR SHALL VERIFY THAT AIC RATINGS STATED ARE ADEQUATE AND MAKE ANY NECESSARY ADJUSTMENTS PRIOR TO PURCHASING EQUIPMENT.
- ALL WIRE SHALL HAVE THHN/THHN INSULATION.
- TERMINATIONS ON ALL ELECTRICAL EQUIPMENT SHALL BE RATED FOR 75° WIRE.

WIRING METHODS

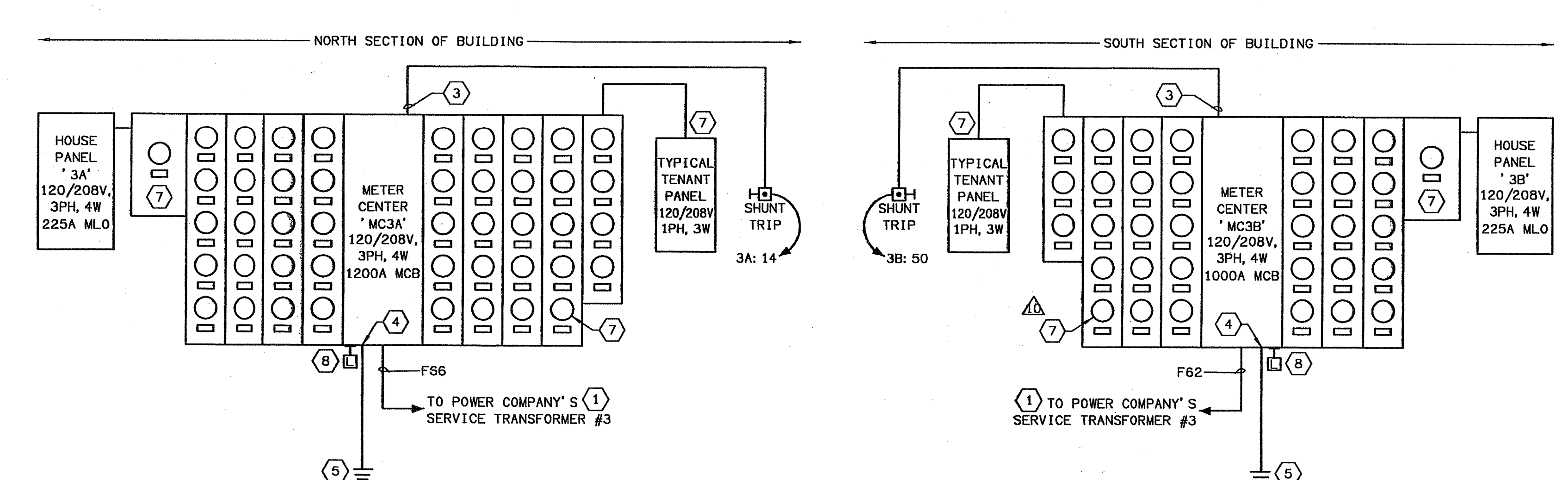
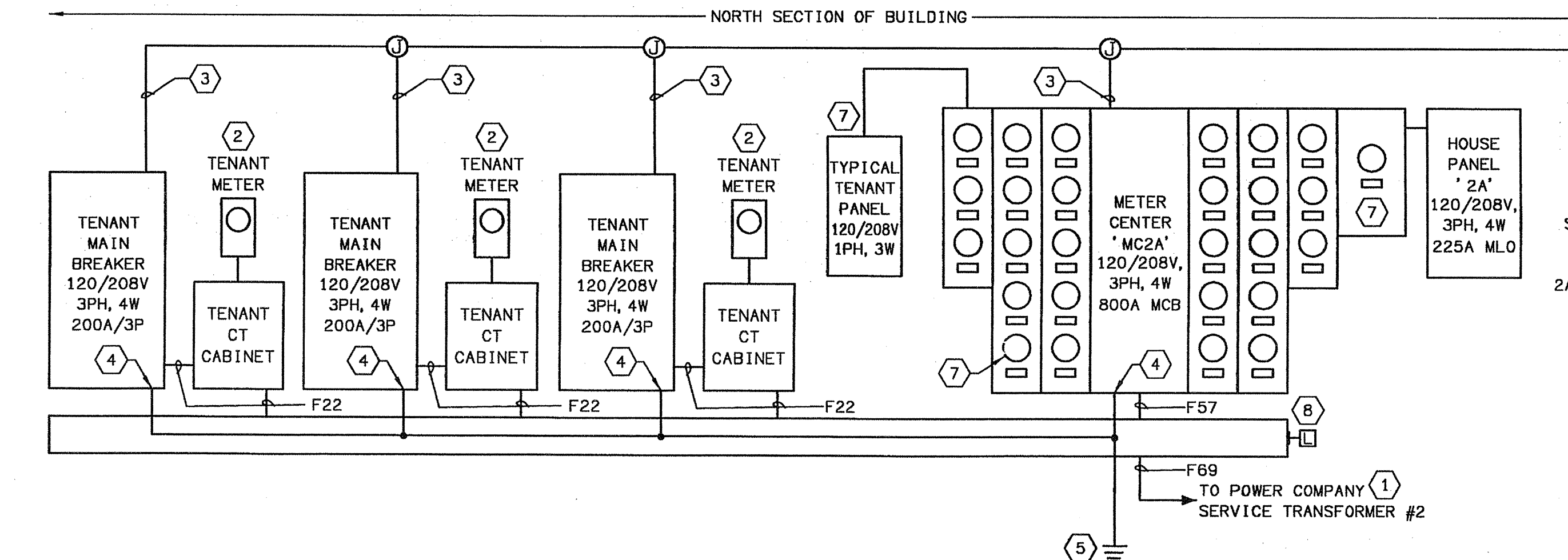
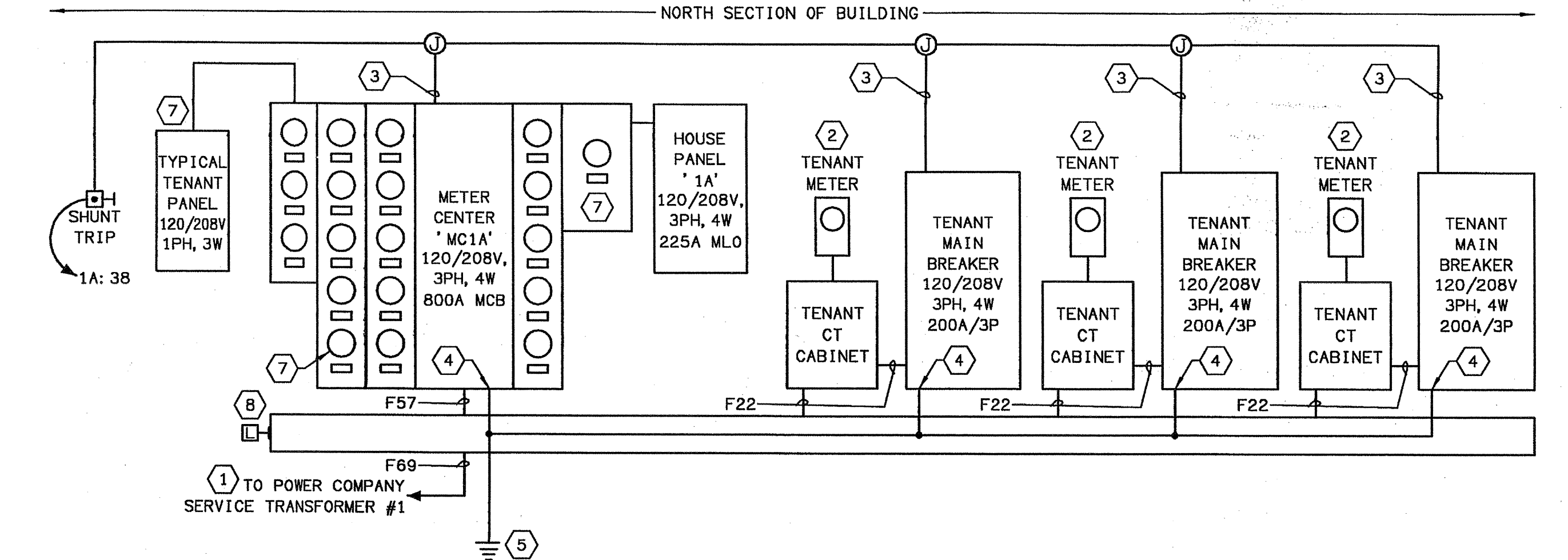
ALL WIRING SHALL BE TYPE 'MC' OR THHN/THHN IN CONDUIT IN ASSEMBLY SPACES WITH AN OCCUPANCY OF 100 OR MORE PERSONS PER 2002 NFPA 70.



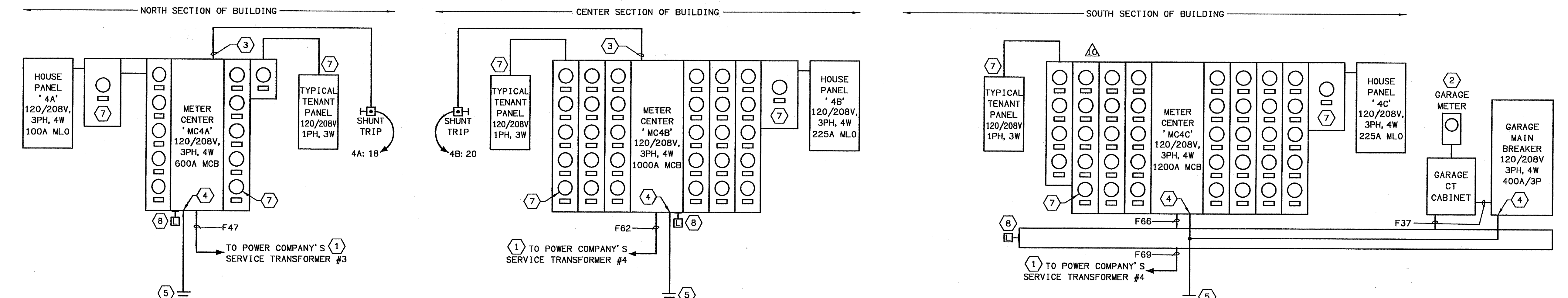
BUILDING #100 POWER RISER DIAGRAM  
NOT TO SCALE



BUILDING #200 POWER RISER DIAGRAM  
NOT TO SCALE



BUILDING #300 POWER RISER DIAGRAM  
NOT TO SCALE



BUILDING #400 POWER RISER DIAGRAM  
NOT TO SCALE














THE PRESTON PARTNERSHIP, LLC  
A MULTI-DISCIPLINARY DESIGN FIRM


1000 ABERNATHY ROAD NE, SUITE 600  
ATLANTA, GEORGIA 30328  
TELEPHONE: 770 396 7248  
FAX: 770 396 2945

WWW.THEPRESTONPARTNERSHIP.COM

CONSULTANT

PROJECT # 02109  
KTD Consulting Engineers  
ALTAMONTE SPRINGS, FL  
237 S. WESTMONT CENTER DR.  
PH: 407.834.7900  
FAIRFAX, VA.  
8640 MAIN STREET  
PH: 703.338.2889  
www.ktdengineers.com

SEAL



I CERTIFY THAT THESE DOCUMENTS WERE PREPARED OR APPROVED BY ME, AND THAT I AM DULY LICENSED ARCHITECT UNDER THE LAWS OF THE STATE OF MARYLAND, LICENSE NUMBER 00048300000, DATED SEPTEMBER 1, 2004.

PROJECT

ARCHSTONE  
KENTLANDS

MARYLAND

FOR

ARCHSTONE  
COMMUNITIES  
Six Piedmont Center, Suite 600  
Atlanta, Georgia 30305  
404-237-9292

REVISIONS

07/18/03 RELEASED FOR CONSTRUCTION  
07/18/03 RELEASED FOR CONSTRUCTION

DATE

JOB NUMBER 0610102

DRAWN BY 021102

CHECKED BY HLD

DRAWING TITLE HLD

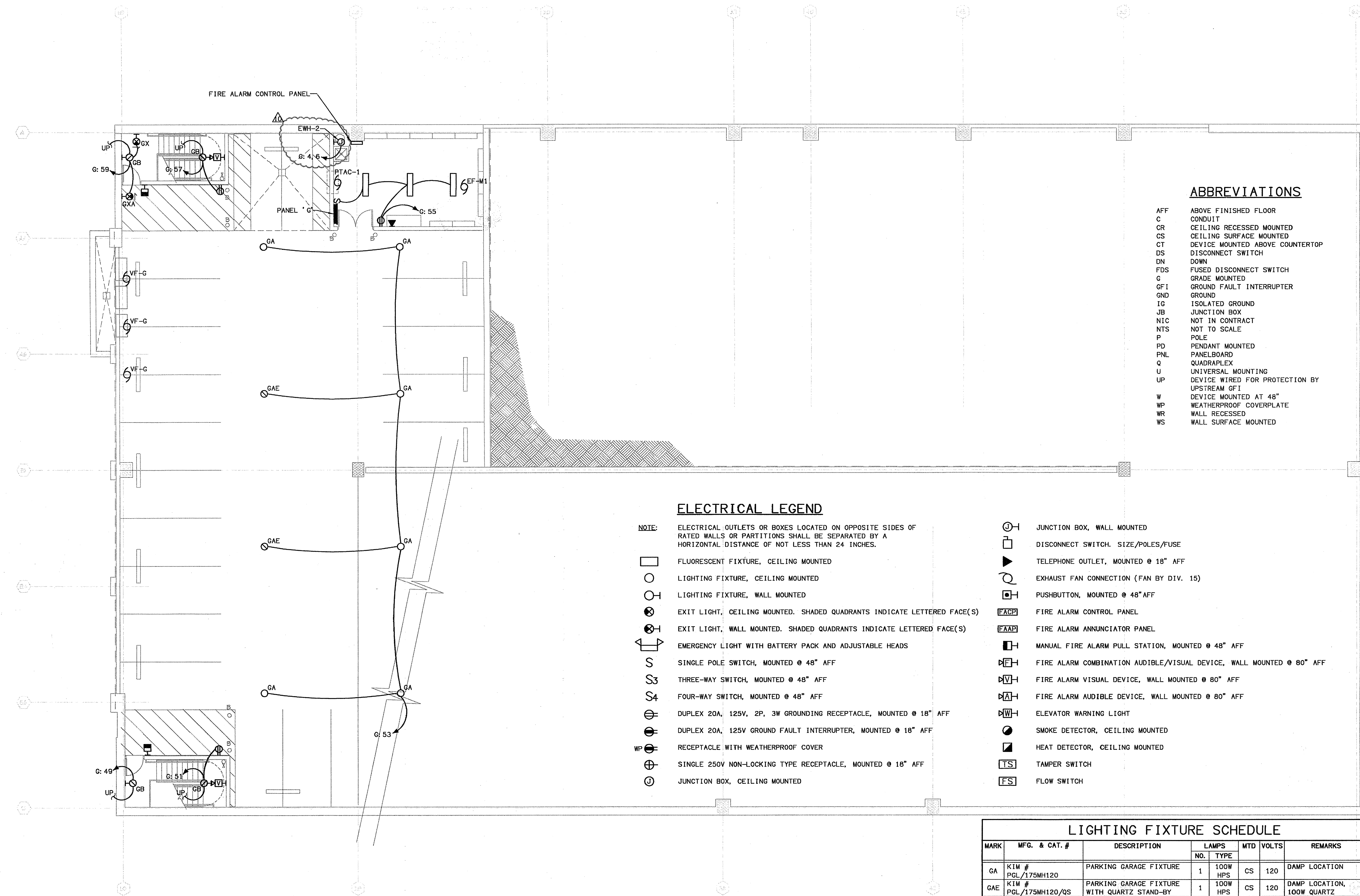
PARKING DECK - BASEMENT 2 LEVEL

ELECTRICAL PLAN

DRAWING NUMBER

EP-1.0

COMMENTS



ABBREVIATIONS

- AFF ABOVE FINISHED FLOOR
- C CONDUIT
- CR CEILING RECESSED MOUNTED
- CS CEILING SURFACE MOUNTED
- CT DEVICE MOUNTED ABOVE COUNTERTOP
- DS DISCONNECT SWITCH
- DN DOWN
- FDS FUSED DISCONNECT SWITCH
- G GRADE MOUNTED
- GFI GROUND FAULT INTERRUPTER
- GND GROUND
- IG ISOLATED GROUND
- JB JUNCTION BOX
- NIC NOT IN CONTRACT
- NTS NOT TO SCALE
- P POLE
- PD PENDANT MOUNTED
- PNL PANELBOARD
- Q QUADRAPLEX
- U UNIVERSAL MOUNTING
- UP DEVICE WIRED FOR PROTECTION BY UPSTREAM GFI
- W WALL MOUNTED AT 48"
- WP WEATHERPROOF COVERPLATE
- WR WALL RECESSED
- WS WALL SURFACE MOUNTED

ELECTRICAL LEGEND

- NOTE: ELECTRICAL OUTLETS OR BOXES LOCATED ON OPPOSITE SIDES OF RATED WALLS OR PARTITIONS SHALL BE SEPARATED BY A HORIZONTAL DISTANCE OF NOT LESS THAN 24 INCHES.
- [Symbol] FLUORESCENT FIXTURE, CEILING MOUNTED
  - [Symbol] LIGHTING FIXTURE, CEILING MOUNTED
  - [Symbol] LIGHTING FIXTURE, WALL MOUNTED
  - [Symbol] EXIT LIGHT, CEILING MOUNTED. SHADED QUADRANTS INDICATE LETTERED FACE(S)
  - [Symbol] EXIT LIGHT, WALL MOUNTED. SHADED QUADRANTS INDICATE LETTERED FACE(S)
  - [Symbol] EMERGENCY LIGHT WITH BATTERY PACK AND ADJUSTABLE HEADS
  - [Symbol] SINGLE POLE SWITCH, MOUNTED @ 48" AFF
  - [Symbol] THREE-WAY SWITCH, MOUNTED @ 48" AFF
  - [Symbol] FOUR-WAY SWITCH, MOUNTED @ 48" AFF
  - [Symbol] DUPLEX 20A, 125V, 2P, 3W GROUNDING RECEPTACLE, MOUNTED @ 18" AFF
  - [Symbol] DUPLEX 20A, 125V GROUND FAULT INTERRUPTER, MOUNTED @ 18" AFF
  - [Symbol] RECEPTACLE WITH WEATHERPROOF COVER
  - [Symbol] SINGLE 250V NON-LOCKING TYPE RECEPTACLE, MOUNTED @ 18" AFF
  - [Symbol] JUNCTION BOX, CEILING MOUNTED
  - [Symbol] JUNCTION BOX, WALL MOUNTED
  - [Symbol] DISCONNECT SWITCH, SIZE/POLES/FUSE
  - [Symbol] TELEPHONE OUTLET, MOUNTED @ 18" AFF
  - [Symbol] EXHAUST FAN CONNECTION (FAN BY DIV. 15)
  - [Symbol] PUSHBUTTON, MOUNTED @ 48" AFF
  - [Symbol] FIRE ALARM CONTROL PANEL
  - [Symbol] FIRE ALARM ANNUNCIATOR PANEL
  - [Symbol] MANUAL FIRE ALARM PULL STATION, MOUNTED @ 48" AFF
  - [Symbol] FIRE ALARM COMBINATION AUDIBLE/VISUAL DEVICE, WALL MOUNTED @ 80" AFF
  - [Symbol] FIRE ALARM VISUAL DEVICE, WALL MOUNTED @ 80" AFF
  - [Symbol] FIRE ALARM AUDIBLE DEVICE, WALL MOUNTED @ 80" AFF
  - [Symbol] ELEVATOR WARNING LIGHT
  - [Symbol] SMOKE DETECTOR, CEILING MOUNTED
  - [Symbol] HEAT DETECTOR, CEILING MOUNTED
  - [Symbol] TAMPER SWITCH
  - [Symbol] FLOW SWITCH

1 PARKING DECK - BASEMENT 2 LEVEL - ELECTRICAL PLAN  
SCALE: 1/8" = 1'-0"  
02109-E-PARKING

DISCONNECT SCHEDULE

DESIGNATION	LOAD	VOLTAGE/PHASE	DISCONNECT SIZE	PANEL/CIRCUIT	NOTE
FACP	0.5	120/1	NONE	G: 16	-
EF-M1	0.2	120/1	20A/1P/NF	G: 15	-
PTAC-1	4.2	208/1	RECEPTACLE	G: 21, 23	-
SUMP PUMP #1	17.2	208/3	(NOTE 1)	G: 26, 28, 30	-
SUMP PUMP #2	17.2	208/3	(NOTE 1)	G: 25, 27, 29	-
VF-G #1	1.7	120/1	30A/1P/25AF	G: 19	-
VF-G #2	1.7	120/1	30A/1P/25AF	G: 18	-
VF-G #3	1.7	120/1	30A/1P/25AF	G: 17	-

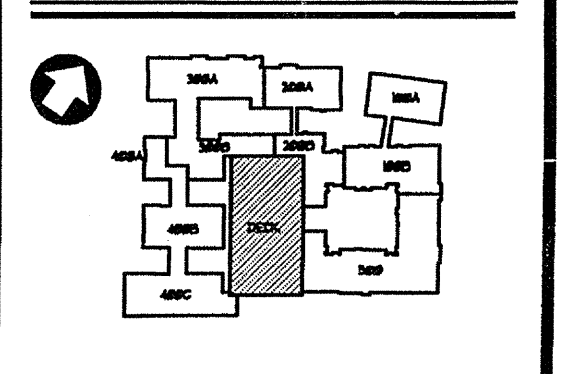
NOTES: (1) DISCONNECT BUILT INTO PUMP CONTROLLER.

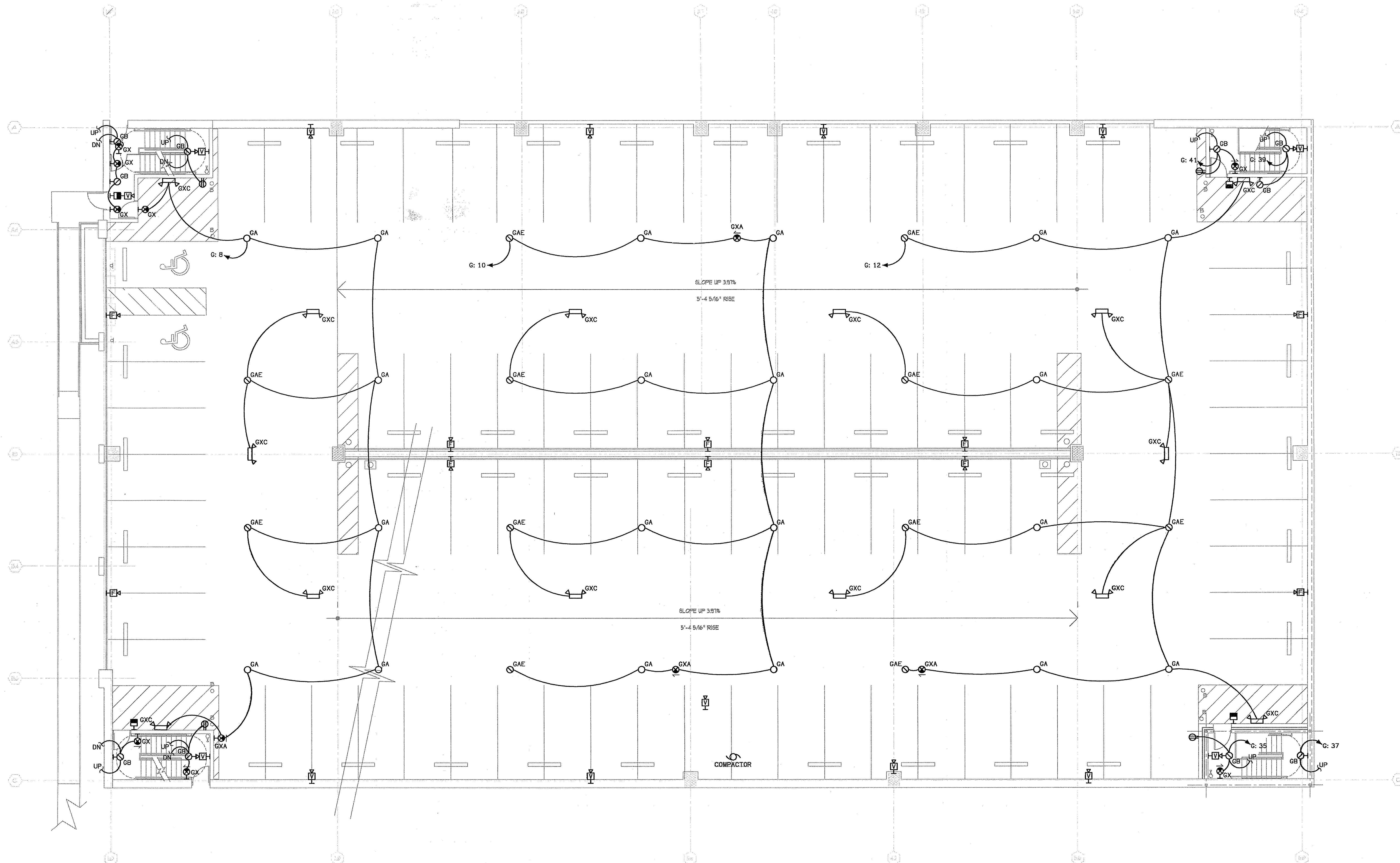
LIGHTING FIXTURE SCHEDULE

MARK	MFG. & CAT. #	DESCRIPTION	LAMPS		MTD	VOLTS	REMARKS
			NO.	TYPE			
GA	KIM # PGL175MH120	PARKING GARAGE FIXTURE	1	100W HPS	CS	120	DAMP LOCATION
GAE	KIM # PGL175MH120/QS	PARKING GARAGE FIXTURE WITH QUARTZ STAND-BY	1	100W HPS	CS	120	DAMP LOCATION, 100W QUARTZ
GB	LITHONIA # CA232AR120-GEB	4" WALL BRACKET	2	32W F32TB	WS	120	CLEAR PRISMATIC LENS, ELECTRONIC BALLAST
GC	LITHONIA # KSF1250MR4S120... LITHONIA # SSA205GDM19...	RECTANGULAR SHOEBOX TYPE AREA LIGHT MOUNTED ON A 20" SQUARE STRAIGHT ANCHOR BASE TYPE ALUMINUM POLE	1	250W MH	P	120	ALUMINUM HOUSING, TYPE V OPTICS, WET LOCATION, BASE COVER, HANDHOLE, COLOR SELECTED BY THE ARCHITECT
GD	LITHONIA # KSF1250MR4S120... LITHONIA # SSA205GDM28...	SAME AS TYPE 'GC' EXCEPT TWO FIXTURES AT 180°					
GE	LITHONIA # TWH175M120FS	WALL PACK	1	175W MH	P	120	FULL IES CUTOFF SHIELD, COLOR SELECTED BY THE ARCHITECT
GX	EMERGLITE # ECLXN-4-R	INTERIOR EXIT SIGN	2	0.6W LED	-	120	RED LETTERS, WHITE BACKGROUND, WHITE HOUSING, BATTERY PACK (NOTE 1)
GXA	EMERGLITE # WWSVXNPR	EXTERIOR EXIT SIGN	2	0.6W LED	-	120	RED LETTERS, WHITE BACKGROUND, WHITE HOUSING, BATTERY PACK, WET LOCATION (NOTE 1)
GXB	EMERGLITE # ECK-2(HD)	INTERIOR TWO HEAD EMERGENCY LIGHT	2	12W	WS	120	BATTERY PACK, WHITE HOUSING, HIGH OUTPUT LAMPS (NOTE 1)
GXC	EMERGLITE # ECK-2(HD)-DL	EXTERIOR TWO HEAD EMERGENCY LIGHT	2	12W	WS	120	BATTERY PACK, WHITE HOUSING, HIGH OUTPUT LAMPS, WET LOCATION (NOTE 1)

NOTES: (1) ALL EXIT SIGNS, EMERGENCY LIGHTS, FLUORESCENT EMERGENCY BALLASTS AND QUARTZ STAND-BY LAMPS AND CONTROLS SHALL BE CONNECTED TO THE UNSWITCHED SIDE OF THE CIRCUIT POWERING NORMAL FIXTURES IN THE SAME ROOM OR AREA.


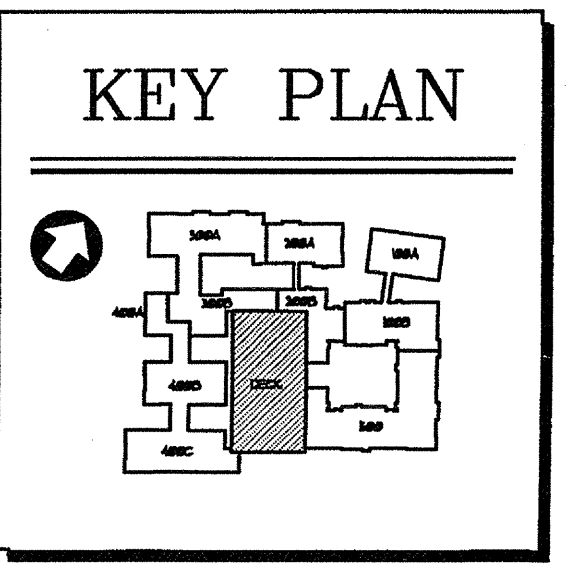
KEY PLAN





**1** PARKING DECK - BASEMENT LEVEL - ELECTRICAL PLAN  
 EP-1.1 SCALE: 1/8" = 1'-0" 2023-E-PARKING

NEW SHEET ISSUED FOR THE FIRST TIME




THE PRESTON PARTNERSHIP, LLC  
 A MULTI-DISCIPLINARY DESIGN FIRM

1000 ABERNATHY ROAD NE, SUITE 600  
 ATLANTA, GEORGIA 30328  
 TELEPHONE: 770 396 7248  
 FAX: 770 396 2945

WWW.THEPRESTONPARTNERSHIP.COM


CONSULTANT



PROJECT #:  
 021109  
**KTD Consulting Engineers**  
 ALTAMONTE SPRINGS, FL  
 237 S. WESTMONTENR.  
 PH: 407.834.7900

FAIRFAX, VA.  
 9640 MAIN STREET  
 PH: 703.338.2899  
 WWW.KTDENGINEERS.COM

SEAL



I CERTIFY THAT THESE DOCUMENTS WERE PREPARED OR APPROVED BY ME, AND THAT I AM DULY LICENSED ARCHITECT UNDER THE LAWS OF THE STATE OF MARYLAND LICENSE NUMBER 0044 EXPIRES DATE SEPTEMBER 8, 2004.

PROJECT

ARCHSTONE  
 KENTLANDS

MARYLAND




FOR

**ARCHSTONE**  
 COMMUNITIES  
 Six Piedmont Center, Suite 600  
 Atlanta, Georgia 30305  
 404-237-9292

REVISIONS  
 07/18/03 RELEASED FOR CONSTRUCTION

DATE	06/07/02
JOB NUMBER	021109
DRAWN BY	MLD
CHECKED BY	MLD
DRAWING TITLE	PARKING DECK - BASEMENT LEVEL ELECTRICAL PLAN
DRAWING NUMBER	EP-1.1
COMMENTS	

DATE: 06/07/02  
 JOB NUMBER: 021109  
 DRAWN BY: MLD  
 CHECKED BY: MLD  
 DRAWING TITLE: PARKING DECK - BASEMENT LEVEL ELECTRICAL PLAN  
 DRAWING NUMBER: EP-1.1  
 COMMENTS:




THE PRESTON PARTNERSHIP, LLC  
A MULTI-DISCIPLINARY DESIGN FIRM

1000 ABERNATHY ROAD NE, SUITE 600  
ATLANTA, GEORGIA 30328  
TELEPHONE: 770 396 7248  
FAX: 770 396 2945

WWW.THEPRESTONPARTNERSHIP.COM

CONSULTANT



PROJECT #:  
021108  
**KTD Consulting Engineers**  
ALTAMONTE SPRINGS, FL  
237 S. WESTMONTE DR.  
PH: 407.834.7000

FAIRFAX, VA.  
8640 MAIN STREET  
PH: 703.338.2888  
WWW.KTDENGINEERS.COM

SEAL



I CERTIFY THAT THESE DOCUMENTS WERE PREPARED OR APPROVED BY ME, AND THAT I AM A LICENSED ARCHITECT UNDER THE LAWS OF THE STATE OF MARYLAND, LICENSE NUMBER 0044537000, DATE EXPIRES 01/01/2004.

PROJECT

ARCHSTONE  
KENTLANDS

MARYLAND

FOR

**ARCHSTONE**  
COMMUNITIES  
Six Piedmont Center, Suite 600  
Atlanta, Georgia 30305  
404-237-9292

REVISIONS

07/18/03 RELEASED FOR CONSTRUCTION

DATE: 06/10/02

JOB NUMBER: 021108

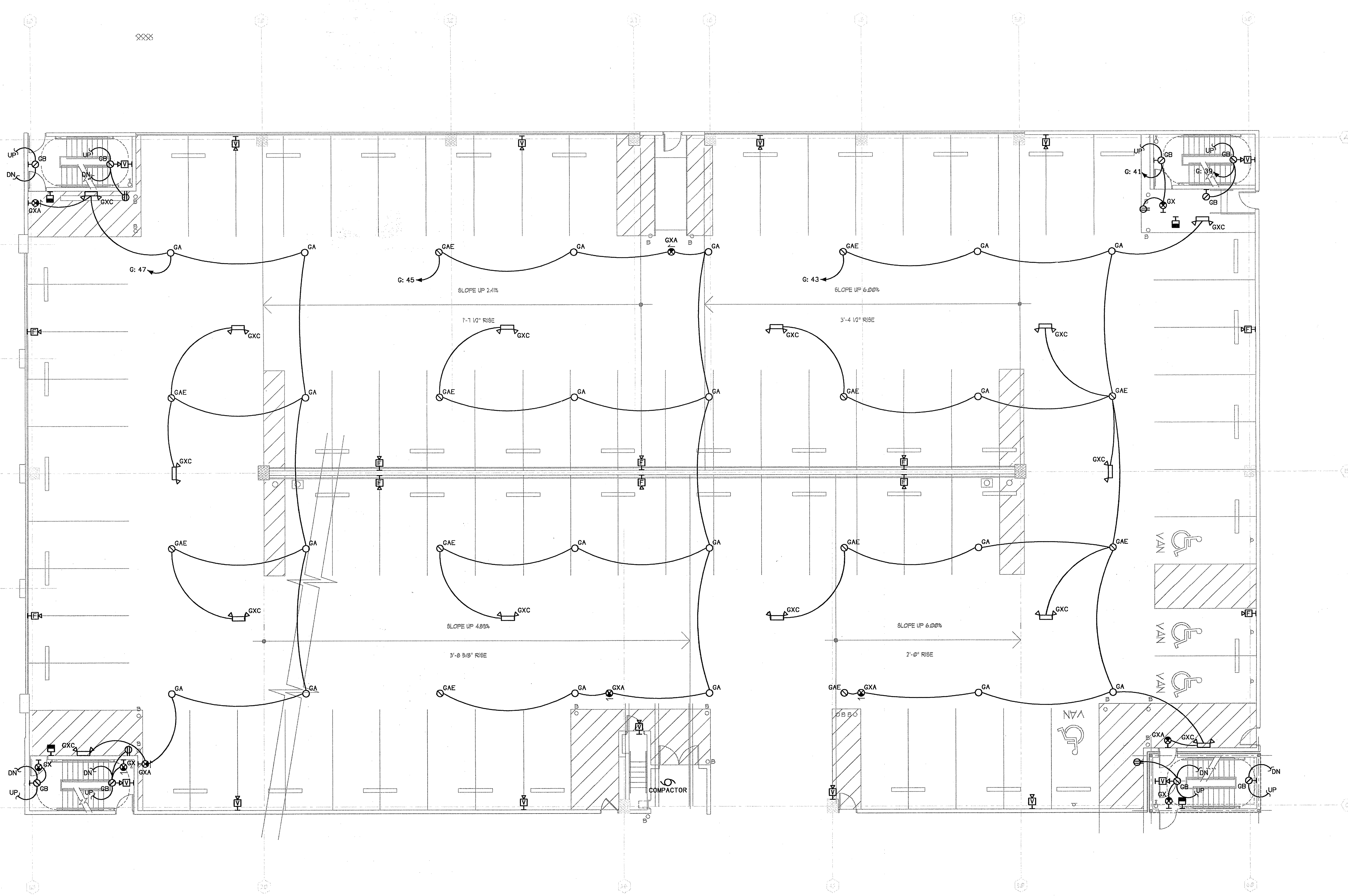
DRAWN BY: MLD

CHECKED BY: MLD

DRAWING TITLE: PARKING DECK - FIRST LEVEL ELECTRICAL PLAN

DRAWING NUMBER: EP-12

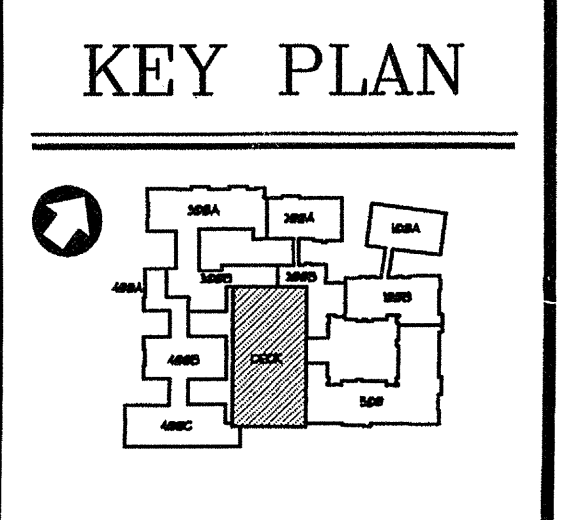
COMMENTS:




**1** PARKING DECK - FIRST LEVEL - ELECTRICAL PLAN  
SCALE: 1/8" = 1'-0"  
©2003-E-PARKING

DISCONNECT SCHEDULE					
DESIGNATION	LOAD	VOLTAGE/ PHASE	DISCONNECT SIZE	PANEL/CIRCUIT	NOTE
COMPACTOR	15.0	208/3	60A/3P/80AF	G: 20, 22, 24	-
VF-G #1	1.7	120/1	30A/1P/25AF	G: 14	-
VF-G #2	1.7	120/1	30A/1P/25AF	G: 13	-
VF-G #3	1.7	120/1	30A/1P/25AF	G: 11	-

NOTES:





THE PRESTON PARTNERSHIP, LLC  
A MULTI-DISCIPLINARY DESIGN FIRM


1000 ABERNATHY ROAD NE, SUITE 600  
ATLANTA, GEORGIA 30328  
TELEPHONE: 770 396 7248  
FAX: 770 396 2945

WWW.THEPRESTONPARTNERSHIP.COM

CONSULTANT

PROJECT #:  
02109  
**KTD Consulting Engineers**  
ALTAMONTE SPRINGS, FL  
237 S. WESTMONTE DR.  
PH: 407.834.7800  
FAIRFAX, VA.  
8640 MAIN STREET  
PH: 703.338.2899  
www.ktdengineers.com

SEAL



I CERTIFY THAT THESE DOCUMENTS WERE PREPARED OR APPROVED BY ME AND THAT I AM A DULY LICENSED ARCHITECT UNDER THE LAWS OF THE STATE OF MARYLAND, LICENSE NUMBER 00048 EXPIRES ON DATE SEPTEMBER 3, 2004.

PROJECT  
ARCHSTONE  
KENTLANDS

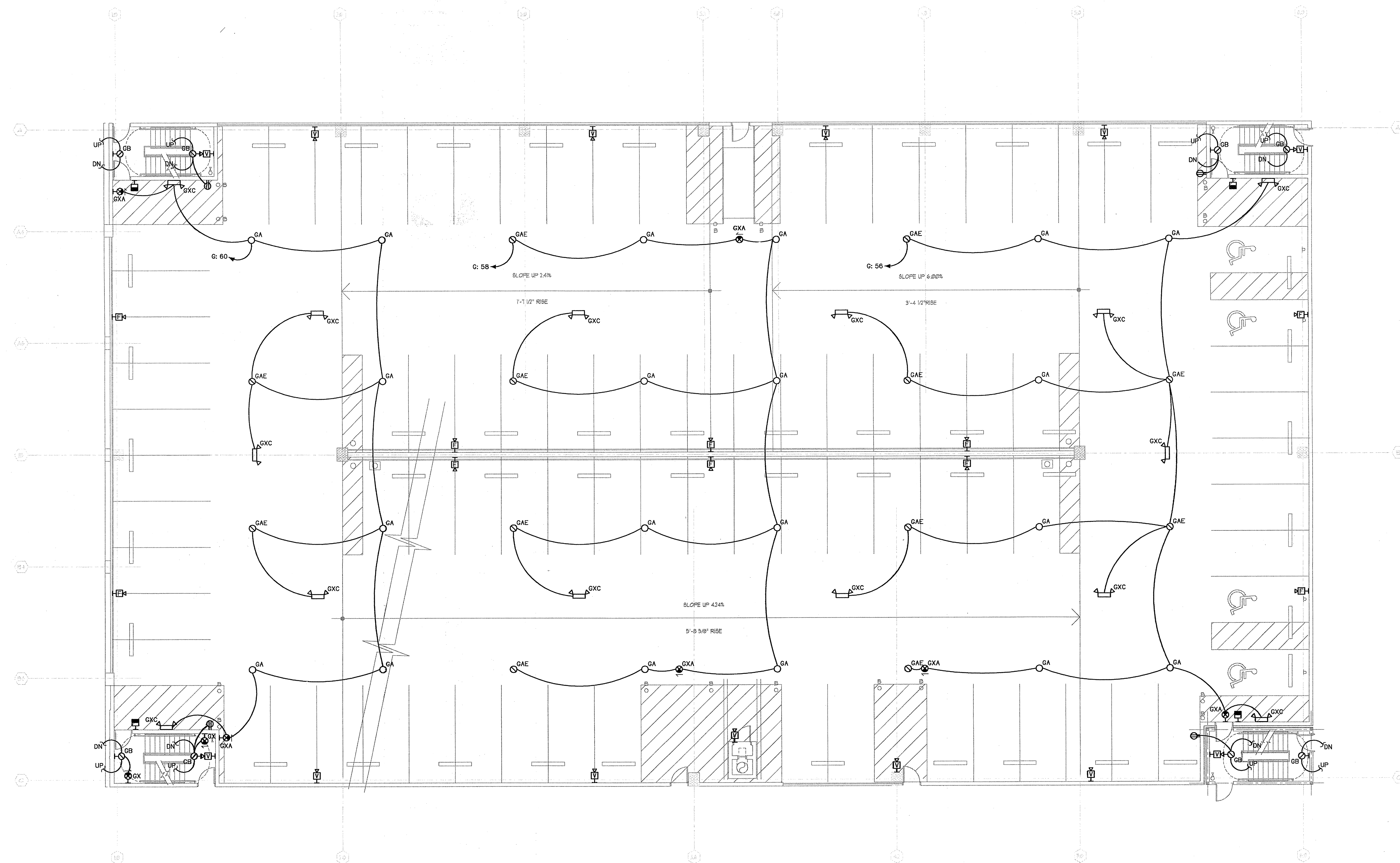
MARYLAND

FOR

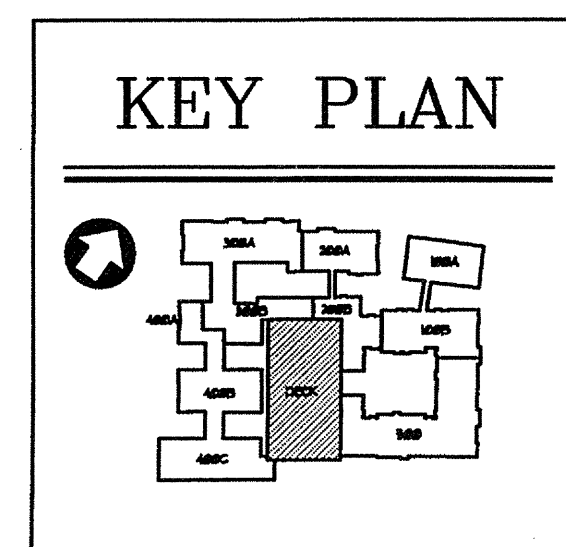
**ARCHSTONE**  
COMMUNITIES  
Six Piedmont Center, Suite 600  
Atlanta, Georgia 30305  
404-237-9292


REVISIONS  
07/18/03 RELEASED FOR CONSTRUCTION

DATE: 06/07/02  
JOB NUMBER: 021108  
DRAWN BY: MLD  
CHECKED BY: MLD  
DRAWING TITLE: PARKING DECK - SECOND LEVEL ELECTRICAL PLAN  
DRAWING NUMBER: EP-13  
COMMENTS:



1 PARKING DECK - SECOND LEVEL - ELECTRICAL PLAN  
EP-13 SCALE: 1/8" = 1'-0" 07/03-E-PARKING



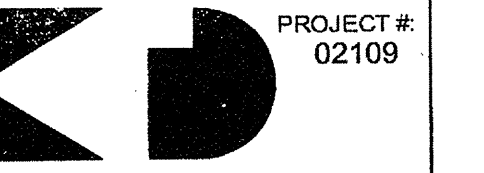


THE PRESTON PARTNERSHIP, LLC  
A MULTI-DISCIPLINARY DESIGN FIRM

1000 ABERNATHY ROAD NE, SUITE 600  
ATLANTA, GEORGIA 30328  
TELEPHONE: 770 396 7248  
FAX: 770 396 2945

WWW.THEPRESTONPARTNERSHIP.COM


CONSULTANT



PROJECT # 02109  
KTD Consulting Engineers  
ALTAMONTE SPRINGS, FL  
237 S. WESTMONTE DR.  
PH: 407.834.7900

FAIRFAX, VA.  
8640 MAIN STREET  
PH: 703.338.2899  
WWW.KTDENGINEERS.COM

SEAL



I CERTIFY THAT THESE DOCUMENTS WERE PREPARED OR APPROVED BY ME, AND THAT I AM DULY LICENSED ARCHITECT UNDER THE LAWS OF THE STATE OF MARYLAND LICENSE NUMBER 00486 EXPIRES 09/30/06

PROJECT

ARCHSTONE  
KENTLANDS

MARYLAND

FOR

ARCHSTONE  
COMMUNITIES  
Six Piedmont Center, Suite 600  
Atlanta, Georgia 30305  
404-237-9292

REVISIONS

07/18/03 RELEASED FOR CONSTRUCTION

DATE 06/10/02

JOB NUMBER 021102

DRAWN BY MLD

CHECKED BY MLD

DRAWING TITLE

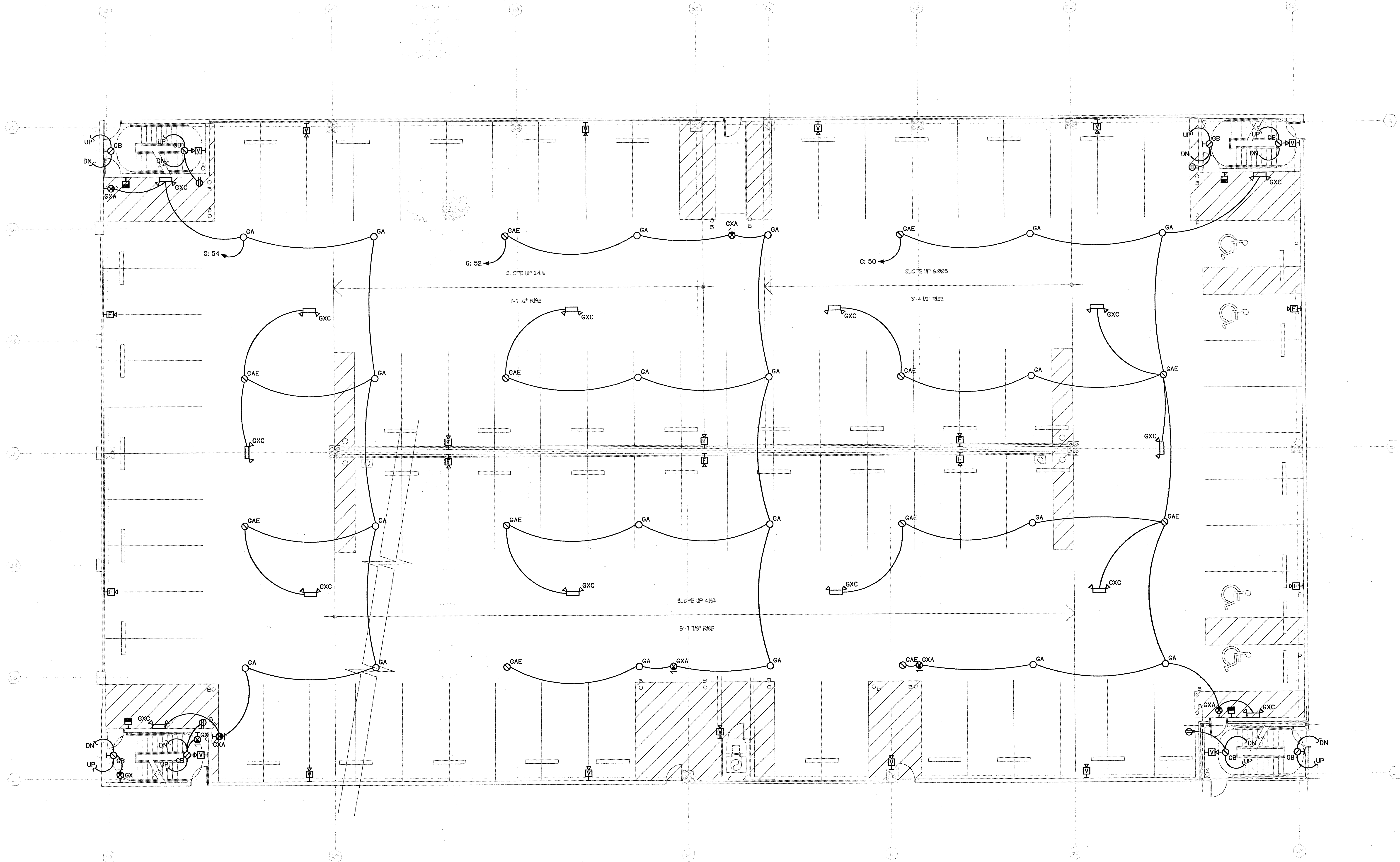
PARKING DECK - THIRD LEVEL

ELECTRICAL PLAN

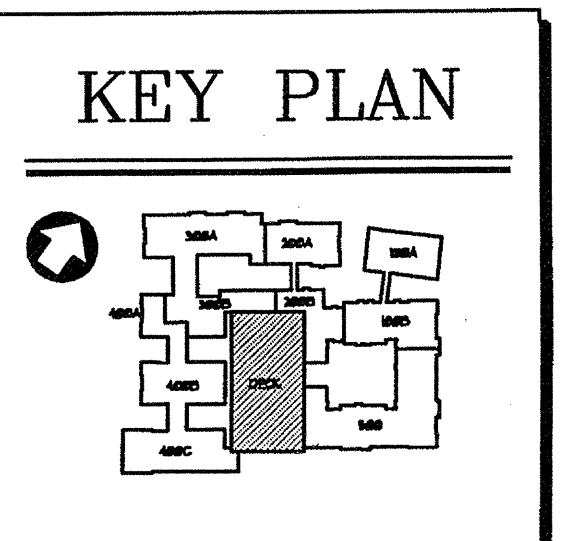
DRAWING NUMBER

EP-1.4


COMMENTS



1 PARKING DECK - THIRD LEVEL - ELECTRICAL PLAN  
SCALE: 1/8" = 1'-0" 02109-E-PARKING







THE PRESTON PARTNERSHIP, LLC  
A MULTI-DISCIPLINARY DESIGN FIRM


1000 ABERNATHY ROAD NE, SUITE 600  
ATLANTA, GEORGIA 30328  
TELEPHONE: 770 396 7248  
FAX: 770 396 2945

WWW.THEPRESTONPARTNERSHIP.COM

CONSULTANT

PROJECT #:  
02109  
KTD Consulting Engineers  
ALTAMONTE SPRINGS, FL  
237 S. WESTMONT DR.  
PH: 407.634.7300  
FAIRFAX, VA.  
8840 MAIN STREET  
PH: 703.338.2889  
www.ktdengineers.com

SEAL



I CERTIFY THAT THESE DOCUMENTS WERE PREPARED OR APPROVED BY ME AND THAT I AM A LICENSED PROFESSIONAL ENGINEER IN THE STATE OF MARYLAND LICENSE NUMBER 09486 EXPIRES 03/31/2004

PROJECT

ARCHSTONE  
KENTLANDS

MARYLAND

FOR

ARCHSTONE  
COMMUNITIES  
Six Piedmont Center, Suite 600  
Atlanta, Georgia 30305  
404-237-9292

REVISIONS

07/18/03 RELEASED FOR CONSTRUCTION

DATE: 06/10/02

JOB NUMBER: 021108

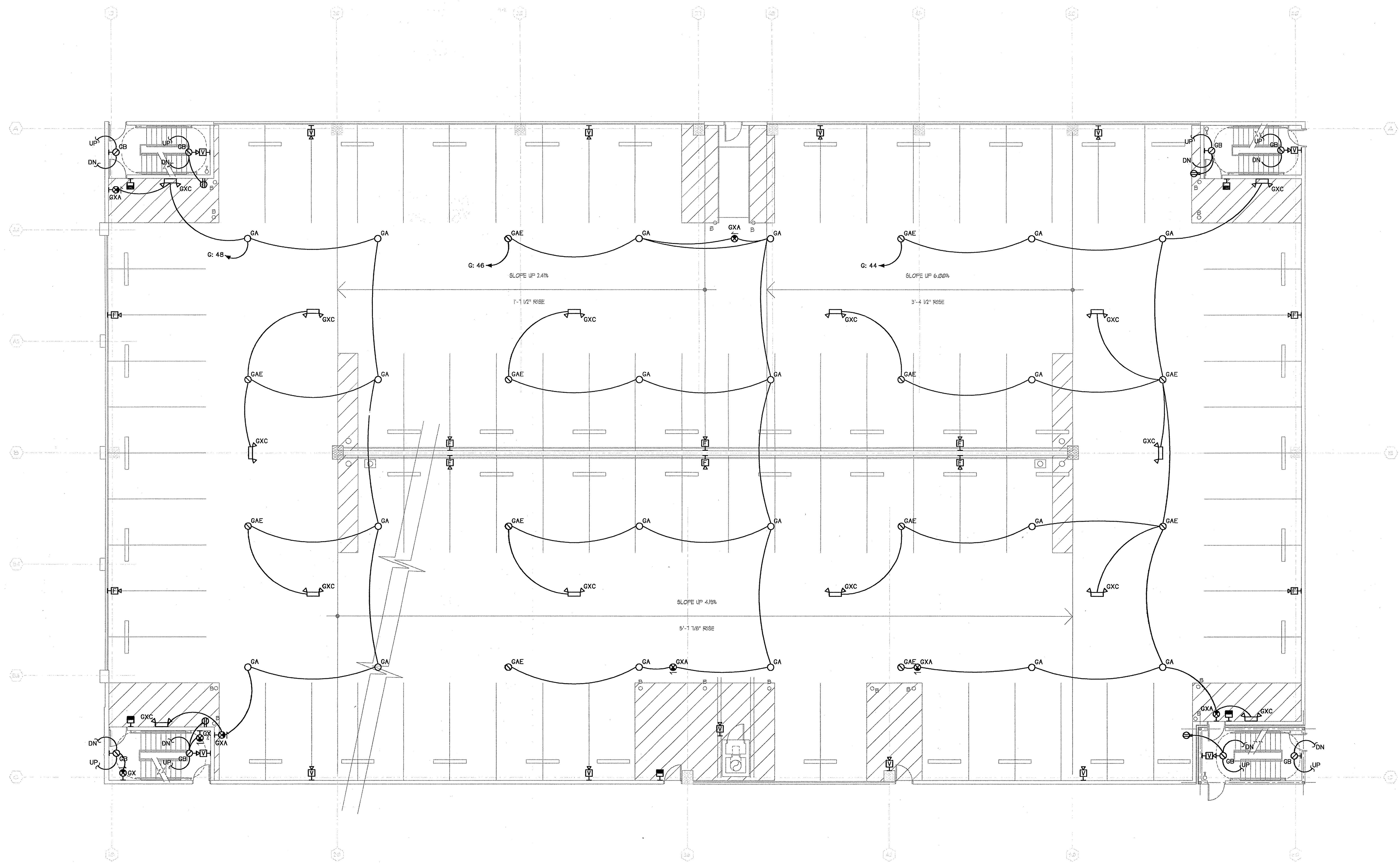
DRAWN BY: MLD

CHECKED BY: MLD

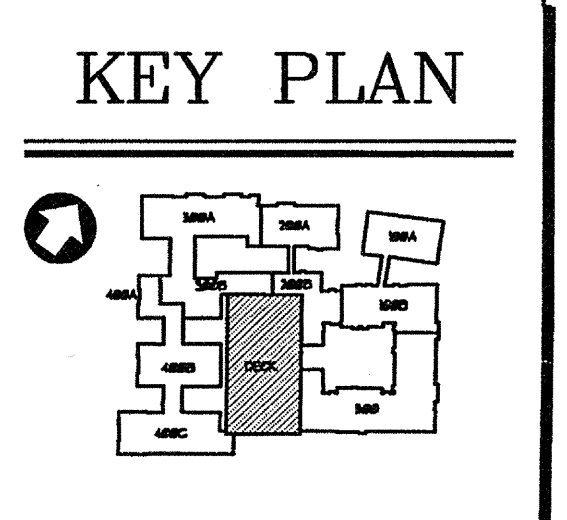
DRAWING TITLE: PARKING DECK - FOURTH LEVEL ELECTRICAL PLAN


DRAWING NUMBER: EP-15

COMMENTS:



1 PARKING DECK - FOURTH LEVEL - ELECTRICAL PLAN  
EP-15 SCALE: 1/8" = 1'-0" 02109-E-PARKING





THE PRESTON PARTNERSHIP, LLC  
A MULTI-DISCIPLINARY DESIGN FIRM

1000 ABERNATHY ROAD NE, SUITE 600  
ATLANTA, GEORGIA 30328  
TELEPHONE: 770 396 7248  
FAX: 770 396 2945

WWW.THEPRESTONPARTNERSHIP.COM


CONSULTANT

PROJECT #:  
02109

**KTD Consulting Engineers**  
ALTAMONTE SPRINGS, FL  
237 S. WESTMONT DR.  
FLI: 407.834.7900

FAIRFAX, VA.  
6840 MAIN STREET  
FLI: 703.338.2899  
www.ktdengineers.com

SEAL



CERTIFY THAT THESE DOCUMENTS WERE PREPARED OR APPROVED BY ME AND THAT I AM DULY LICENSED ARCHITECT UNDER THE LAWS OF THE STATE OF MARYLAND LICENSE NUMBER 9886 EXPIRES ON DATE SEPTEMBER 3, 2004.

PROJECT

ARCHSTONE  
KENTLANDS

MARYLAND

FOR

**ARCHSTONE**  
COMMUNITIES  
Six Piedmont Center, Suite 600  
Atlanta, Georgia 30305  
404-237-9292

REVISIONS

07/18/03 RELEASED FOR CONSTRUCTION

DATE 06/01/02

JOB NUMBER 021102

DRAWN BY MLD

CHECKED BY MLD

DRAWING TITLE

PARKING DECK - FIFTH LEVEL

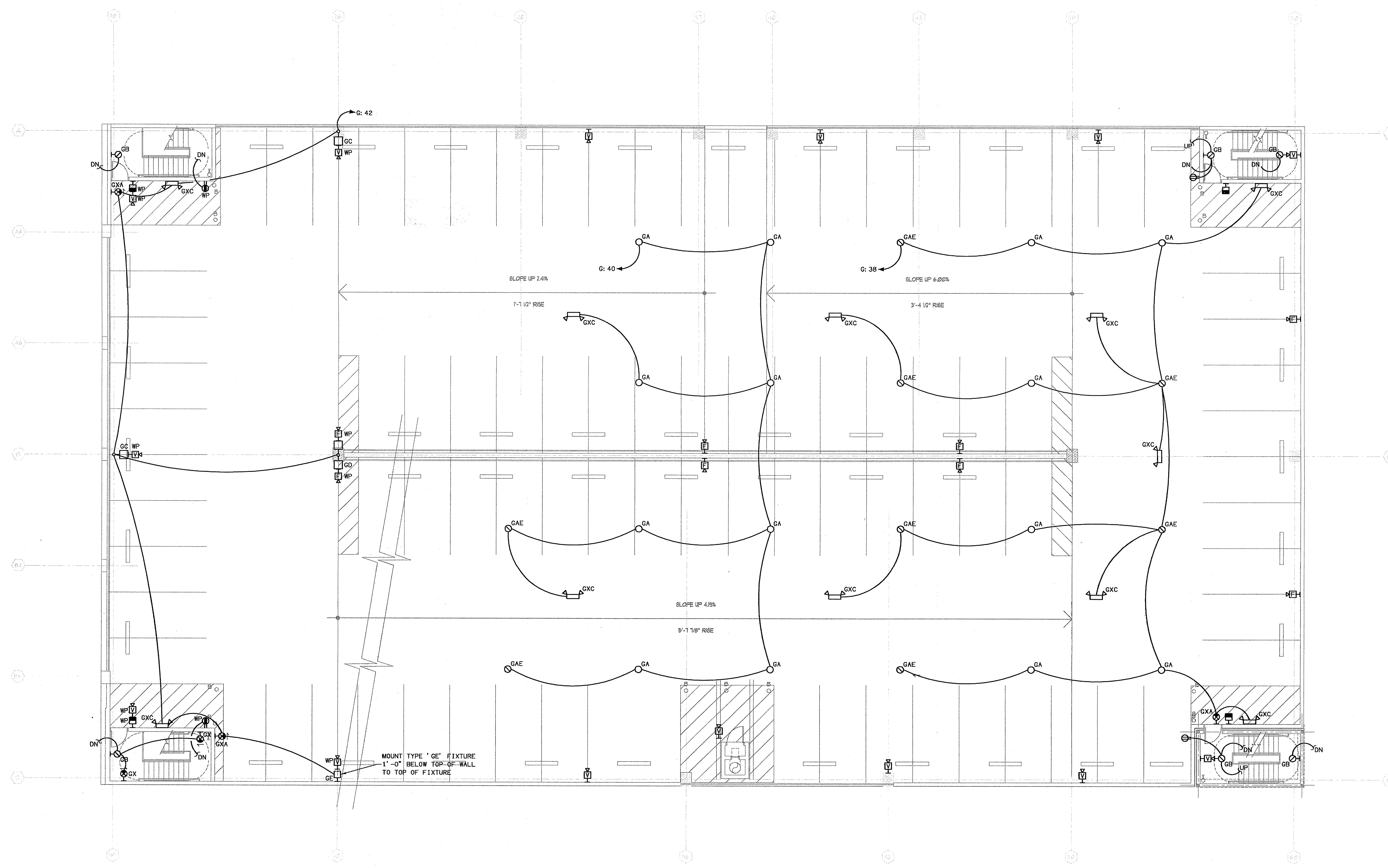
ELECTRICAL PLAN

DRAWING NUMBER


EP-16

COMMENTS

**KEY PLAN**




**1 PARKING DECK - FIFTH LEVEL - ELECTRICAL PLAN**  
EP-16 SCALE: 1/8" = 1'-0" 07/03-E-PARKING



THE PRESTON PARTNERSHIP, LLC  
A MULTI-DISCIPLINARY DESIGN FIRM  
1000 ABERNATHY ROAD NE, SUITE 600  
ATLANTA, GEORGIA 30328  
TELEPHONE: 770 396 7248  
FAX: 770 396 2945  
WWW.THEPRESTONPARTNERSHIP.COM

CONSULTANT  
PROJECT # 02109  
KTD Consulting Engineers  
ALTAMONTE SPRINGS, FL.  
237 S. WESTMONTA DR.  
PH: 407.834.7900  
FAIRFAX, VA.  
6940 MAIN STREET  
PH: 703.338.2889  
www.ktdengineers.com



I CERTIFY THAT THESE DOCUMENTS WERE PREPARED OR APPROVED BY ME AND THAT I AM A LICENSED ARCHITECT UNDER THE LAWS OF THE STATE OF MARYLAND. LICENSE NUMBER 15848 EXPIRATION DATE SEPTEMBER 1, 2004.

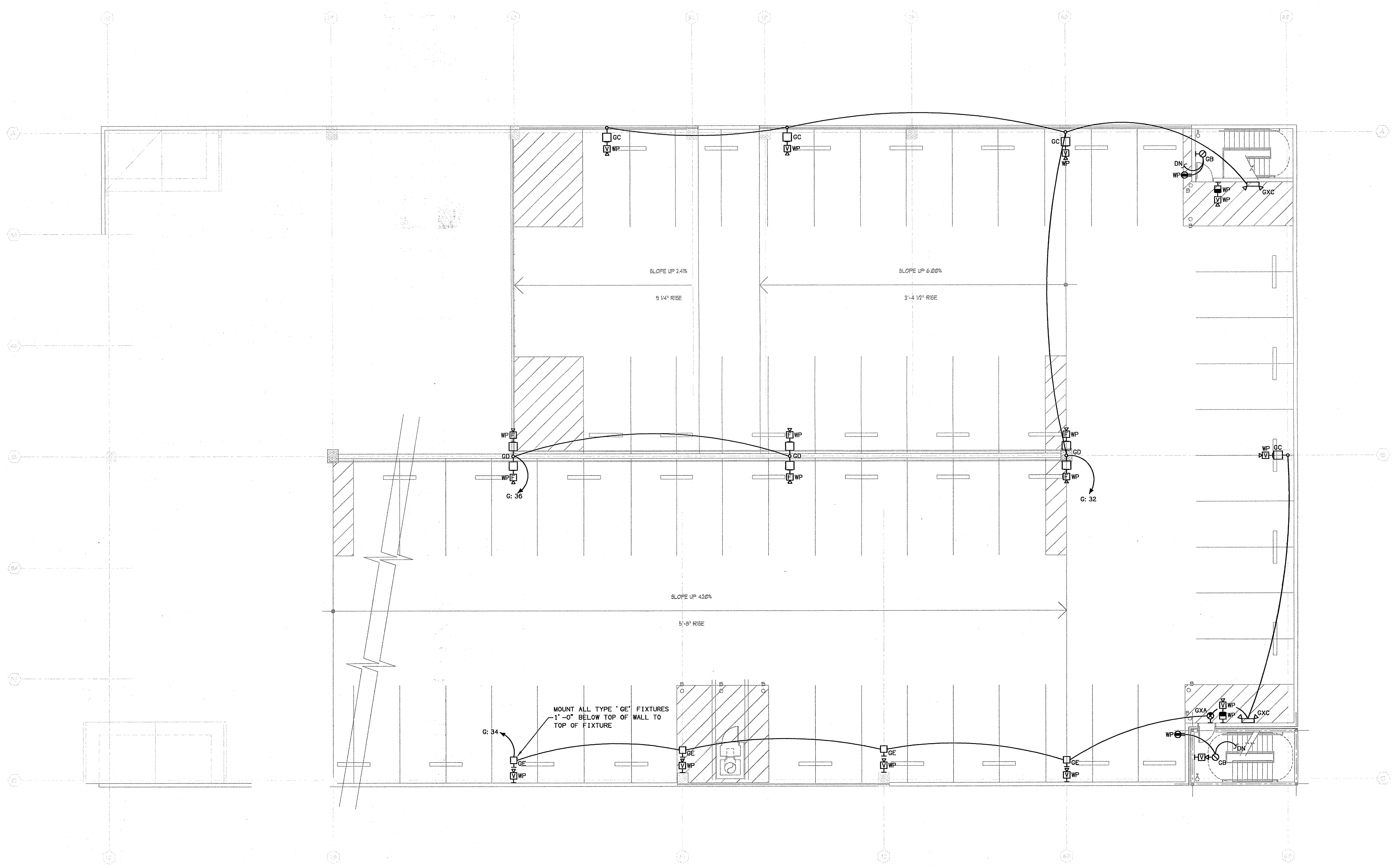
PROJECT  
ARCHSTONE  
KENTLANDS  
MARYLAND

FOR

ARCHSTONE  
COMMUNITIES  
Six Piedmont Center, Suite 600  
Atlanta, Georgia 30305  
404-237-9292

REVISIONS  
07/18/03 RELEASED FOR CONSTRUCTION

DATE	06/10/02
JOB NUMBER	0211102
DRAWN BY	MLD
CHECKED BY	MLD
DRAWING TITLE	PARKING DECK - SIXTH LEVEL ELECTRICAL PLAN
DRAWING NUMBER	EP-1.7
COMMENTS	



1 PARKING DECK - SIXTH LEVEL - ELECTRICAL PLAN  
SCALE: 1/8" = 1'-0"  
02109-E-PARKING

